



**BANK  
FOR DEVELOPMENT**

**STATE CORPORATION**

**"BANK FOR DEVELOPMENT AND FOREIGN ECONOMIC  
AFFAIRS (VNESHECONOMBANK)"**

# **Annual Report 2015**

Approved by Supervisory Board  
of State Corporation “Bank  
for Development and Foreign  
Economic Affairs (Vnesheconombank)”  
(Minutes No. 10-DSP dated 23 June 2016)

**CONTENTS**

- VNESHECONOMBANK’S SUPERVISORY BOARD..... 4**
- VNESHECONOMBANK’S MANAGEMENT BOARD..... 5**
- DEVELOPMENT DYNAMICS: MAJOR FINANCIAL HIGHLIGHTS ..... 6**
- VNESHECONOMBANK’S RATINGS ..... 7**
- 1. ASSISTING THE DEVELOPMENT OF THE NATIONAL ECONOMY ..... 8**
- 1.1 FINANCING OF INVESTMENT PROJECTS ..... 12**
- 1.2. DEVELOPMENT OF PUBLIC-PRIVATE PARTNERSHIP..... 19**
- 1.3. CONTRIBUTION TO STRATEGIC PLANNING ON THE FEDERAL AND REGIONAL LEVELS ..... 21**
- 1.4. SUSTAINABLE INTEGRATED TERRITORIAL DEVELOPMENT..... 24**
- 1.5. SUPPORT FOR SINGLE-INDUSTRY TOWNS ..... 27**
- 1.6. COOPERATION WITH THE AGENCY FOR STRATEGIC INITIATIVES TO PROMOTE NEW PROJECTS..... 29**
- 1.7. INTERACTION WITH THE SKOLKOVO FOUNDATION..... 30**
- 1.8. EXPORT SUPPORT..... 32**
- 1.9. SUPPORT FOR SMALL- AND MEDIUM-SIZED ENTERPRISES ..... 36**
- 1.10. BORROWING IN CAPITAL MARKETS ..... 40**
- 1.11. VNESHECONOMBANK’S INVESTMENT-RELATED EDUCATIONAL PROJECTS..... 45**
- 2. FX AND INTERBANK MONEY MARKET OPERATIONS, MANAGING THE BANK’S SECURITIES PORTFOLIO ..... 47**
- 3. DEPOSITORY ACTIVITIES ..... 50**
- 4. AGENT FOR THE GOVERNMENT OF THE RUSSIAN FEDERATION ..... 51**
- 4.1"SERVICING THE FOREIGN DEBT OF THE RUSSIAN FEDERATION..... 52**
- 4.2"MANAGING EXTERNAL FINANCIAL ASSETS OF THE RUSSIAN FEDERATION52**
- 4.3"ENSURING REPAYMENT OF DEBT OWED TO THE RUSSIAN FEDERATION BY LEGAL ENTITIES, RUSSIAN CONSTITUENT ENTITIES AND MUNICIPALITIES..... 53**
- 4.4"EXTENSION AND EXECUTION OF THE RUSSIAN FEDERATION STATE GUARANTEES ..... 53**

<b>5. PENSION SAVINGS MANAGEMENT .....</b>	<b>54</b>
<b>6. SYSTEM OF GOVERNANCE.....</b>	<b>59</b>
<b>6.1"GOVERNING BODIES .....</b>	<b>59</b>
<b>6.2"RISK MANAGEMENT SYSTEM.....</b>	<b>61</b>
<b>6.3"INTERNAL CONTROL SYSTEM.....</b>	<b>63</b>
<b>6.4"THE BANK'S ORGANIZATIONAL STRUCTURE AND HR MANAGEMENT.....</b>	<b>65</b>
<b>6.5"DEVELOPING AND INTRODUCING THE BANK'S CSR SYSTEM .....</b>	<b>66</b>
<b>6.6"INFORMATION POLICY .....</b>	<b>69</b>
<b>6.7"IT INFRASTRUCTURE.....</b>	<b>70</b>
<b>7. VNESHECONOMBANK'S 2015-2020 DEVELOPMENT STRATEGY: PROGRESS IN 2015 .....</b>	<b>72</b>
<b>8. VNESHECONOMBANK'S ACTIVITIES RELATED TO SCO IBC AND BRICS INTERBANK COOPERATION MECHANISM.....</b>	<b>75</b>
<b>9. VNESHECONOMBANK'S PARTICIPATION IN NCOS.....</b>	<b>76</b>
<b>10. CHARITABLE ACTIVITIES AND SPONSORSHIP.....</b>	<b>78</b>
<b>11. ACCOUNTING AND REPORTING .....</b>	<b>81</b>
<b>ADDRESSES AND TELEPHONES OF REPRESENTATIVE OFFICES .....</b>	<b>82</b>

**RUSSIAN EXPORT CENTER: 2015 ACTIVITY REPORT**

**AUDIT REPORT AND ANNUAL FINANCIAL STATEMENTS**

## VNESHECONOMBANK'S SUPERVISORY BOARD

As at 01 January 2016

### *Chairman of the Supervisory Board*

**Dmitry Medvedev** Chairman of the Government of the Russian Federation

### *Members of the Supervisory Board*

**Igor Shuvalov** First Deputy Chairman of the RF Government

**Arkady Dvorkovich** Deputy Chairman of the RF Government

**Dmitry Kozak** Deputy Chairman of the RF Government

**Aleksandr Khloponin** Deputy Chairman of the RF Government

**Andrei Belousov** Assistant to President of the Russian Federation

**Anton Siluanov** Minister of Finance of the Russian Federation

**Alexey Uliukaev** Minister of Economic Development of the Russian Federation

**Vladimir Dmitriev** Chairman of Vnesheconombank

## VNESHECONOMBANK'S MANAGEMENT BOARD

As at 01 January 2016

<b>Vladimir Dmitriev</b>	Chairman of Vnesheconombank
<b>Mikhail Poluboyarinov</b>	First Deputy Chairman of Vnesheconombank
<b>Andrey Sapelin</b>	First Deputy Chairman of Vnesheconombank
<b>Pyotr Fradkov</b>	First Deputy Chairman of Vnesheconombank
<b>Sergei Vasilyev</b>	Deputy Chairman of Vnesheconombank
<b>Yulia Karpova</b>	Deputy Chairman of Vnesheconombank
<b>Andrey Klepach</b>	Deputy Chairman of Vnesheconombank (Chief Economist)
<b>Sergey Lykov</b>	Deputy Chairman of Vnesheconombank
<b>Vladimir Shaprinskiy</b>	Chief Accountant of Vnesheconombank

## DEVELOPMENT DYNAMICS: MAJOR FINANCIAL HIGHLIGHTS<sup>1</sup>, RUB BN

	As at 01.01.2015	As at 01.01.2016
<b>Total balance sheet<sup>2</sup></b>	3,609.6	4,222.5
<b>Equity (capital)</b>	507.0	460.1
<b>Profit (loss)</b>	-147.6	-87.4
<b>Term resources raised from banks</b>	839.0	1,062.1
<b>Resources raised from bond placement</b>	943.9	1,058.6
<b>Loan portfolio, including:</b>	1,993.1	2,432.8
<i>Development bank's loan portfolio</i>	1,096.6	1,355.5
<i>Loan portfolio of special projects (transactions)</i>	896.5	1,077.3
<b>Equity investment (participation interests) in authorized capital of companies</b>	365.1	398.0
<b>Securities portfolio<sup>3</sup></b>	539.4	531.8
<b>Portfolio of guarantees and sureties</b>	392.0	459.7

<sup>1</sup> In the given report, all the values of financial indicators are calculated based on the accounting data (formats 0409101 and 0409102).

<sup>2</sup> With consideration for income/expense balance, as well as positive and negative revaluation of securities available for sale (total balance sheet by sub-ledger accounts).

<sup>3</sup> Debt and equity securities (excluding equity investment), and units in investment funds.

## VNESHECONOMBANK'S RATINGS AS AT 01.01.2016

	<b>Fitch Ratings</b>	<b>Standard&amp;Poor's</b>	<b>Moody's</b>
<b>Long-term ratings</b>			
In national currency	BBB- (assigned on 16.01.2015)	BBB- (assigned on 29.01.2015)	Ba1 (assigned on 24.02.2015)
in foreign currency	BBB- (assigned on 16.01.2015)	BB+ (assigned on 29.01.2015)	Ba1 (assigned on 24.02.2015)
<b>Short-term ratings</b>			
In national currency		A-3 (assigned on 29.01.2015)	NP (assigned on 24.02.2015)
in foreign currency	F3 (assigned on 04.02.2009)	B (assigned on 29.01.2015)	NP (assigned on 24.02.2015)



## **1. ASSISTING THE DEVELOPMENT OF THE NATIONAL ECONOMY**

The current economic situation in Russia has been impacted by a number of adverse factors such as EU and US sanctions against Russia and the consequential restriction of trade and economic relations with foreign countries, a significant drop in carbon prices and a weakening rouble. As a result, investment fell sharply by 8.4% in 2015.

In such a challenging landscape, Vnesheconombank continued fulfilling its functions of a national development institution providing long-term financing to various economic sectors and areas. Its particular focus has been to support the underlying industries pivotal to stable economic development as well as the import substitution sector and Russian exporting manufacturers.

The Bank continued to fully meet its commitments for investment projects and ad hoc programmes of national importance.

Vnesheconombank's loan portfolio increased over the year by 23.6%, from RUB 1,096.6bn to RUB 1,355.5bn.

The overall amount of bank lending in support of export activity rose by 62.2%, reaching RUB 86.6bn against RUB 53.4bn as at the beginning of 2015.

Loans to companies engaged in implementation (execution) of state defense orders amounted to RUB 43.9bn as at the end of the reporting period (as at 01.01.2015 – RUB 31.3bn, a 40.3% growth).

Notably, within the period under review, the biggest increase in lending came from metallurgy (43.3%), chemicals and petrochemicals (38.1%) and electronics (about 37.6%).

In 2015, Vnesheconombank's governing bodies approved financing for 4 investment projects with a total value of RUB 217.6bn, with Vnesheconombank's commitment standing at over RUB 86.5bn.

One to name is the construction of facilities for manufacturing import-substituting pharmaceutical ingredients and finished pharmaceutical products in Yaroslavl region as well as financing CJSC R-Farm's R&D programme.

Objectives:

- construction of a plant for manufacturing pharmaceutical ingredients 'Farmoslavl' in Rostov, Yaroslavl region;
- construction of the second phase of the plant for the production of finished dosage forms in Yaroslavl and additional supplies for the first phase;
- R&D of original medicines in order to arrange for their production at the finished pharmaceuticals plant in Yaroslavl.

Initiator/borrower: JSC R-Farm<sup>4</sup>.

Financing structure of the project:

- Total project value: RUB 19.7bn;
- Vnesheconombank's approved commitment: RUB14.6bn.

Progress: in September 2015, the Supervisory Board of Vnesheconombank made a decision to participate in the project.

That very month, the Interagency Committee for Selection of Investment Projects, Russian Credit Institutions and International Financial Organisations under the Ministry of Economic Development of the Russian Federation approved the project for participation in the Programme for Support of Investment Projects Implemented in Russia on a Project-Financing Basis enacted by Order of the Government of the Russian Federation No. 1044 dated 11 October 2014.

In October 2015, Vnesheconombank and CJSC R-Farm entered into loan agreements. The loans were secured by state guarantees of the Russian Federation for a total of RUB 3.7bn (as of 9 December 2015). The guarantees were provided in accordance with the terms and conditions of the above programme.

Main aims of the project:

- introduction of innovative production technologies and development of the pharmaceutical industry in Russia in alignment with the state strategy for development of the industry;

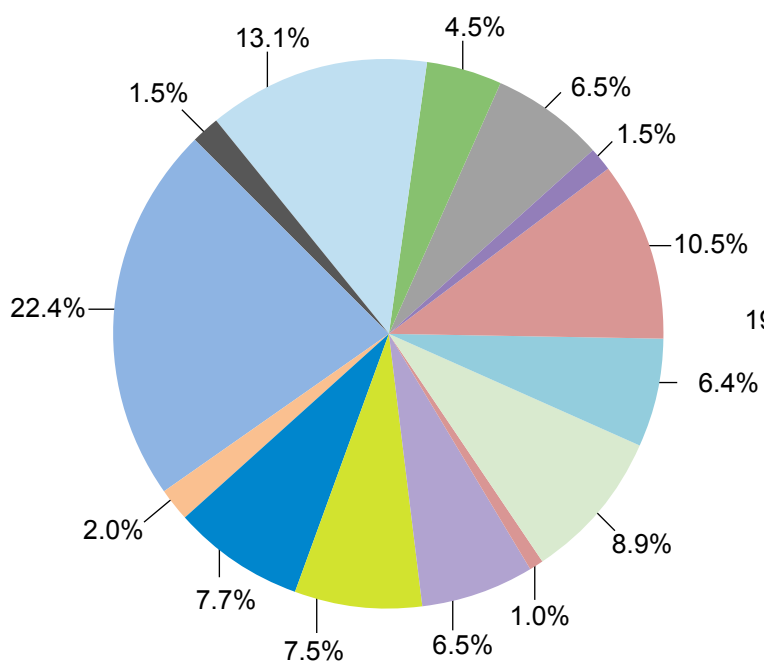
---

<sup>4</sup> In November 2015, CJSC R-Farm changed its name to JSC R-Farm, as required by the Russian legislation.

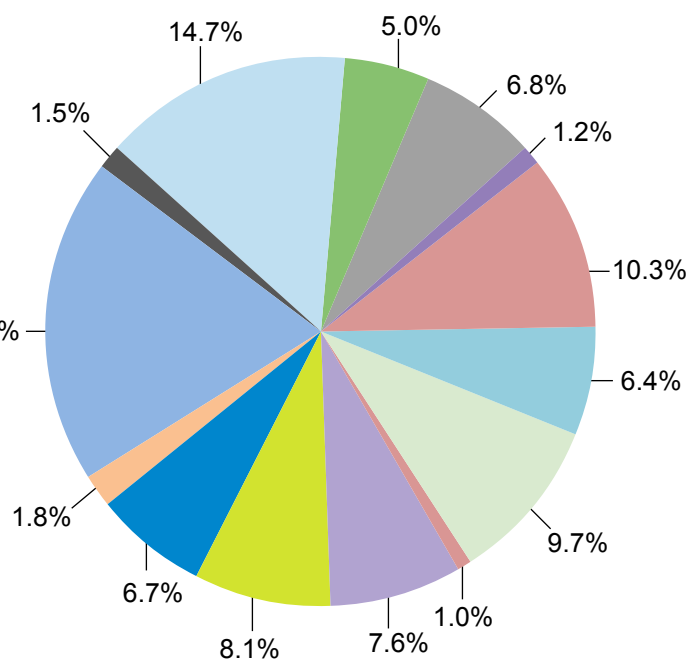
- reduction of dependence of the Russian market on imported active pharmaceutical ingredients and finished pharmaceutical products and ensuring medicine safety in Russia;
- ensuring supplies of modern and affordable Russian medicines to Russian people for treating serious diseases;
- development of the pharmaceutical cluster in Yaroslavl region.

**Bank for Development's loan portfolio: sectoral structure, %**

As at 01.01.2015



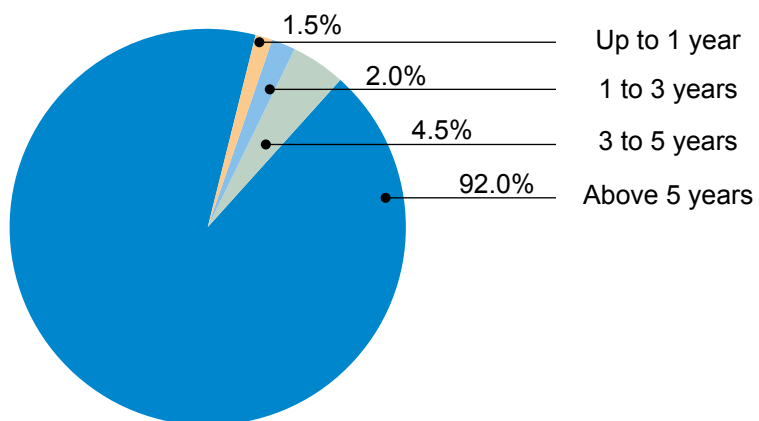
As at 01.01.2016



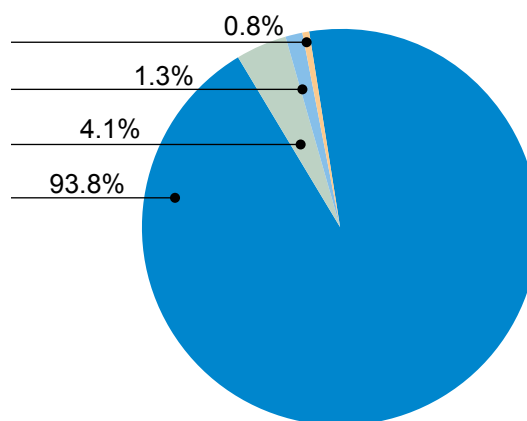
- Aircraft building
- Timber processing industry
- Medical equipment and pharmaceuticals
- Defense industry
- Rocket and space complex
- Shipbuilding
- Electronics
- Agro-industrial complex
- Machine engineering (except aircraft building)
- Metallurgy
- Construction materials industry
- Infrastructure
- Chemicals and petrochemicals
- Other

### Bank for Development's loan portfolio: by maturity, %

As at 01.01.2015



As at 01.01.2016



The share of loans for over 5 years (in monetary terms) in the Bank for Development's overall loan portfolio rose from 92.0% to 93.8% over the year.

## 1.1 Financing of Investment Projects

The Bank provides financial support to investment projects in the form of loans and equity investments as well as by issuing guarantees to secure obligations of stakeholders to third parties.

Lending remains the main form of financing.

As at year-end 2015, Vnesheconombank granted loans to 159 investment projects, for two of which the Bank issued guarantees.

In the reporting year, Vnesheconombank completed 8 investment projects.

The projects produced a positive economic and social effect creating new points of growth through the construction and modernisation of the existing facilities, generating new jobs and increasing tax receipts to the budgets of different levels.

2015 saw significant developments in many ongoing projects launched in the previous years which the Bank continued financing in the reporting year.

Total project value:

**RUB 50.4bn**

### **Construction of the Boguchany**

#### **Aluminium Smelter**

Vnesheconombank's approved  
commitment:

**USD 1.5bn**

The project is implemented under the federal programme "Complex Development of the Lower Angara Region". The construction of infrastructure facilities is co-funded by budgetary allocations from the Russian Federation Investment Fund.

All (168) pots of the first start-up complex PK-1 with a total capacity of 147 kt of aluminium per annum and a production line were commissioned in the reporting year. Liquid metal was first produced in August 2015. As at 01.01.2016, the plant produced 25,000 tons of aluminium.

Social and economic effects: tax and other receipts to the budgets of different levels and non-budgetary funds amounted to RUB 447.0mn, 391 new jobs were created.

Total project value:

**USD 2.2bn**

**Construction of an ammonia,  
methanol and carbamide plant**

Vnesheconombank's approved  
commitment:

**USD 1.8bn**

(loans)

**RUB 1.5bn**

(equity investment)

The project is implemented under the Programme for Support of the Kama Innovation Cluster in 2013-2016.

The construction was completed, warranty tests were carried out, the complex was put into operation at the end of 2015. Final production was launched, contracts with world leading carbamide traders for 500,000 t per annum were executed.

Social and economic effects: tax and other receipts to the budgets of different levels and non-budgetary funds amounted to RUB 1.6bn, 356 new jobs were created.

Total project value:

**RUB 7.5bn**

**Development of the Kurumoch  
international airport**

Vnesheconombank's approved  
commitment:

**RUB 4.6bn**

The project is implemented under the "Transport Strategy of the Russian Federation to 2030" approved by Order of the Government of the Russian Federation No. 1734-r

dated 22 November 2008 and the Federal Targeted Programme “Development of the Transport System in the Russian Federation (2010-2020)”.

The reconstruction of the airport (including a new 42,000 sq.m passenger terminal and a cargo terminal) was completed in 2015.

The new airport terminal is the first project built from scratch as part of the preparation of the transport infrastructure for the 2018 World Cup.

Social and economic effects: tax and other receipts to the budgets of different levels and non-budgetary funds amounted to RUB 965.5mn.

Total project value:

**RUB 21.7bn**

**Reconstruction of  
Nizhneturinskaya GRES power  
plant**

Vnesheconombank’s approved  
commitment:

**RUB 15.5bn**

The project is implemented under Order of the Government of the Russian Federation No. 1334-r dated 11 August 2010 “List of generating facilities to be used for power supply under power supply agreements”.

The reporting year marked the end of the reconstruction of Nizhneturinskaya GRES Power Plant in Nizhnyaya Tura, Sverdlovsk region. Two new combined cycle gas turbine units were constructed. As a result, the rated power output increased to 460 MW, with installed heat capacity reaching 515 Gcal/h.

Social and economic effects: tax and other receipts to the budgets of different levels and non-budgetary funds amounted to RUB 223mn, 7 new jobs were created.

In 2015, Vnesheconombank started financing 6 investment projects with a total value of RUB 162.2bn, with the Bank’s commitment standing at RUB 92.9bn. As at year-end, the Bank has provided RUB 24.1bn. One of such projects is the construction of the

Moscow–Saint Petersburg motorway, section 15–58 km. The project value is RUB 68.0bn, with Vnesheconombank’s approved commitment of RUB 14.6bn. In 2015, the Bank provided RUB 8.9bn.

Two projects with a total value of RUB 20.3bn with the Bank's overall commitment of up to RUB 16.9bn are implemented as part of “AVTOVAZ Development Programme until 2020”. The total financing to the projects amounted to RUB 7.6bn in the reporting year. Vnesheconombank’s total approved commitment under the Programme – RUB 60bn.

One of the most prominent investment projects in the Bank's portfolio is the project in the defense industry.

Total project value:

**RUB 2.2bn**

**Construction of an aircraft  
manufacturing plant by NPO  
Nauka, Pershino branch**

Vnesheconombank’s approved  
commitment:

**RUB 1.0bn**

The objective is to create a modern high-tech complex for manufacturing air- and spacecraft components on the territory of the company's branch in Pershino, Kirzhach district, Vladimir region.

The project provides for the development and modernisation of the existing facilities and construction of new production, administration and amenity buildings as well as the transfer of all manufacturing operations from Moscow. It is aimed at achieving higher cost-effectiveness through considerable costs reduction and enhancing the competitiveness of the enterprise.

NPO Nauka is a leading aerospace company in Russia and the biggest manufacturer of life support systems for aircraft, helicopters and manned spacecraft. Currently, the enterprise also exports heat exchange units for aircraft.



Social and economic effects: tax and other receipts to the budgets of different levels and non-budgetary funds will amount to RUB 1.9bn, more than 300 new jobs will be created.

Vnesheconombank’s support to investment projects as at end-2015 can be illustrated by the following figures:

**RUB 1,359.2bn** – loans for investment projects;

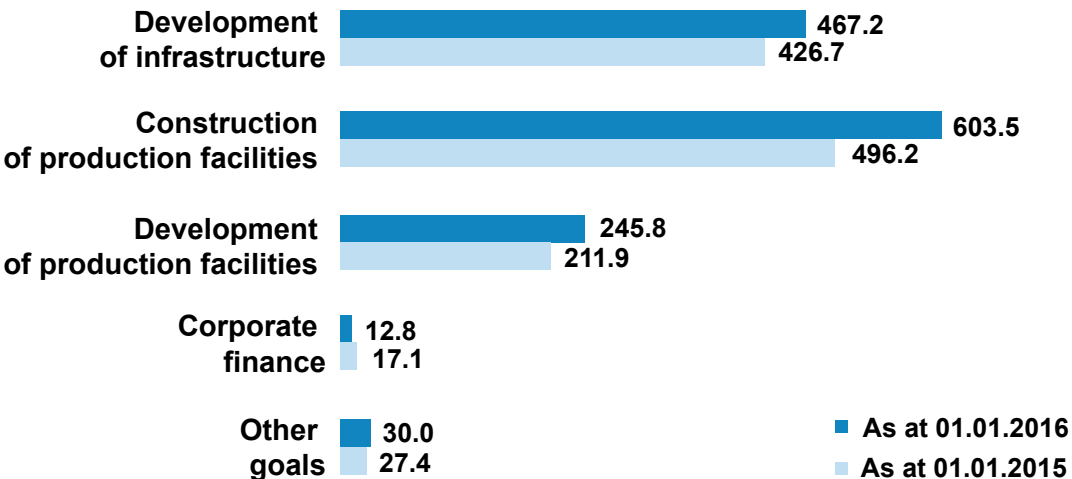
**RUB 35.4bn** – equity financing to projects (investment in shares/equity stakes);

**RUB 1.5bn** – guarantees;

**RUB 199.6bn** (14.7% of the overall investment loan portfolio) – loans granted for 33 investment projects in priority areas of economic modernisation. These include projects for improving energy efficiency and saving, developing medical equipment and pharmaceuticals, space-based technologies and telecommunications. Moreover, the Bank provided RUB 1.6bn in equity financing to other 2 projects from priority areas of modernisation of the Russian economy.

**RUB 469.0bn** (34.5% of the overall investment loan portfolio) – loans granted for 37 innovation projects. Additionally, RUB 0.8bn were provided in equity financing to support one more innovation project.

**Investment loan portfolio (by projects categorised by delivery goals), RUB bn**



A highlight of the year was the receipt by the Bank of the ComNews Awards, a prestigious Russian award given to the best players of the domestic ICT industry. The Bank was awarded as the largest provider of funding for innovation projects, including space and telecom projects in 2014-2015. The cutting-edge telecom satellite Express-AM7 was successfully put into an orbit in the reporting year, the project being implemented with the financial support of Vnesheconombank.

***Competition for the Development Award given for a significant contribution to social and economic development of Russia***

In 2015, the national competition for Development Award was held for the third time. The award was instituted by Vnesheconombank for outstanding achievements in the implementation of nationally important investment programs and projects.

This year, the number of nominations has doubled to include awards for Best Innovation and High Technology Project, Best Environment and Green Technology Project, Best Export Project, Best Project with Foreign Participation.

Also, a new version of the official website has been developed and launched ([www.premiya.razvitiya.ru](http://www.premiya.razvitiya.ru)) offering improved functionality and new design solutions.

289 entries from 60 constituent entities of the Russian Federation participated this year, which is a considerable increase compared to the previous years.

The submissions were assessed against a number of criteria with a particular focus on innovation, export promotion or import substitution potential, social and economic effects or environmental impact of the project.

The winners of the Development Award 2015 were approved by the Supervisory Board of Vnesheconombank. The awards ceremony took place during the XIX St. Petersburg International Economic Forum in June 2015.

The winners of the Development Award are listed below.

- Best Infrastructure Project category — Construction and Operation of the Western High-Speed Diameter Motorway by Northern Capital Highway LLC;
- Best Industrial Project category — Development and Modernisation of Deep Wood Processing Facilities in Sosnovoborsk and Verkhnepushino, Krasnoyarsk Territory, by Sibles Project LLC.

- Best Project on Integrated Territorial Development category — Alabuga Special Economic Zone of Industrial and Production Type by OJSC Alabuga Industrial Production Special Economic Zone;
- Best SME Project category — Centre for Prosthetics, Orthotics, Comprehensive Rehabilitation and Disability Prevention by Medical Rehabilitation Centre Ortho LLC;
- Best Innovation/High-Tech Project category — Development of an Advanced Inertial Satellite Navigation System of NSI Series based on Laser Gyroscopes and Development of Laser Gyroscope Base Plates nano-Polishing Technology” by CJSC LAZEKS;
- Best Environment and Green Technology Project category — Construction of the First Solar Grid Power Station in Russia with a capacity of 5 MW in Kosh-Agach, Altai Republic by Havel LLC;
- Best Export Project category — the Ulaanbaatar Thermal Power Plant No. 4 Project (supply of a turbine and auxiliary equipment, commissioning of the generating unit) by CJSC Urals Turbine Works;
- Best Project with Foreign Participation category — PPP Project for the Reconstruction and Development of Pulkovo Airport by Air Gates of the Northern Capital LLC

## **1.2. Development of Public-Private Partnership**

One of the efficient mechanisms available for infrastructure and socially beneficial projects to access funding from non-government sources is a public-private partnership (PPP) providing mutual benefit both for the state and the business.

Development and promotion of PPP initiatives are among the top priorities of Vnesheconombank. The Bank offers support for PPP projects, implements its own programme of financial assistance to regional and municipal project development and provides consultancy to state and local government authorities and legal entities on procurement and finance matters.

Pursuant to Directive of the Russian Federation Government No. 134 dated 1 March 2008, "On Setting Rules for Arranging and Using Budgetary Allocations from the Russian Federation Investment Fund", in 2015, Vnesheconombank monitored the use of allocations by 12 investors in the projects which received state support out of the Investment Fund resources. The Bank's reports prepared on a quarterly basis were submitted to the Ministry of Economic Development of the Russian Federation.

### ***Investment consulting in procurement of PPP investment projects to respond to the state needs of constituent entities of the Russian Federation***

According to Order of the Government of the Russian Federation No. 1372-r dated 17 August 2010, Vnesheconombank is a sole provider of investment consulting services in procurement of PPP investment projects for the state needs of the Russian Federation constituent entities.

In 2015, under the executed public contracts the Bank rendered investment consulting services for Perm territory (reconstruction of a highway) and the Republic of Bashkortostan (construction of a highway and a new on-ramp to the federal highway), Omsk region (airport construction and operation) and Rostov region (construction of watersports recreational complexes).

### ***Programme of Financial Assistance to Regional and Municipal Project Development***

The objective of Vnesheconombank's Programme of Financial Assistance to Regional and Municipal Project Development (FARMPD) is to offer financial, advisory and technical support to state and municipal authorities in projects aimed at delivering solutions for municipal and urban development using the PPP mechanism.

The operator of the FARMPD Programme is OJSC Federal Centre for Project Finance (FCPF), Vnesheconombank's subsidiary company.

By the end of the reporting year, FCPF established a portfolio of 38 projects, with the approved financial assistance approximating RUB 6bn.

In 2015, the FARMPD Programme allocated RUB 1.1bn to support the projects. Some of the key ones are listed below:

- arrangement of project financing to fund the construction of a tourist recreational complex in Bor, Nizhny Novgorod region. The project provides for the building of a themed holiday park including a hotel complex, dolphinarium, aquarium, kids entertainment centre and a themed park recreational area.
- works to convert the buildings of Pavlovsk Life Guard Regiment's barracks in Saint Petersburg into a hotel;
- modernisation of an oil refinery in Kondorovo, a single industry town in Kaluga region;
- refurbishment of the Territorial Government-owned Publicly Funded Health Care Institution Territorial Hospital in Krasnoyarsk;
- arrangement of project financing to fund development, design and construction of Kyzyl Thermal Power Station No. 2 to curb the deficit in electricity supply in the Tyva Republic and in thermal power in Kyzyl.

### **1.3. Contribution to strategic planning on the federal and regional levels**

In its role as a national institution for development, in 2015, Vnesheconombank focused on its non-financial competencies aimed at establishing a favourable institutional environment. These included, among other things, participation in strategic planning.

The framework for strategic planning on the federal and regional levels was established by the Federal Law “On Strategic Planning in the Russian Federation” approved in 2014. Vnesheconombank made an important contribution to the development of the methodology basis for strategic planning in Russia as a result of close work with federal and regional executive authorities. The Bank also took an active part in drafting the Order of the President of the Russian Federation “On Approval of the Framework of the State Policy of the Regional Development of the Russian Federation” which will guide the strategy of the territorial development of the Russian Federation.

In its expert and analytical work when preparing for meetings with federal executive authorities, consultations with key advisory authorities, working groups and other activities on the federal level, the Bank's main areas of focus were as follows:

- identification of existing problems impeding the sustainable economic growth and structural reforms and formulation of proposals for their resolution;
- analysis of the current state of, and prospects for social and economic development of the Russian Federation, the progress in certain industries, sectors and macroregions and regions of the Russian Federation, territorial clusters, special economic zones and territories of rapid social and economic development.

In 2015, Vnesheconombank became an official partner and sponsor of the fourteenth All-Russian Forum "Strategic Planning in the Regions and Cities of Russia" held in St. Petersburg. The Forum is a large-scale initiative devoted to public strategic planning featuring expert discussions on how the work on strategic planning of regional development might improve the quality and detail of regional investment projects.

In the reporting year, the Bank also participated in the preparation of strategies of social and economic development for constituent entities of the Russian Federation, using the best practices of foreign development institutions and in alignment with the relevant initiatives of the local authorities. The regional strategies were developed for the first

time under Federal Law No. 172-FZ dated 28 June 2014 “On Strategic Planning in the Russian Federation”.

Namely, Vnesheconombank assisted in drafting the Strategy of Social and Economic Development for the Republic of Tatarstan to 2030.

The updated strategy created a basis for long-term interaction between the Bank and the administration of the Republic. The document establishes three main areas for territorial development of the Republic of Tatarstan, including the Kama agglomeration. The effective development of this territory is largely dependant on the implementation of the investment projects earlier supported by Vnesheconombank.

In 2015, the Bank also provided expert support in preparing the Strategy of Social and Economic Development of Sverdlovsk region to 2030, drafted and presented proposals for the improvement of strategic planning in the Republic of Crimea.

### ***Economic forecasting and macroeconomic policy reports***

The Bank issues mid-term and long-term economic forecast for Russia on a regular basis. The main sections of the forecast are devoted to the description of external conditions, price and tariff movements, growth prospects, fiscal and monetary policy as well as prospects for development of certain key sectors.

Since January 2015, the Bank has been publishing a monthly report “VEB GDP Index”. The report offers an analysis of current macroeconomic trends and an estimate of the potential for economic development.

Since 2015, the Bank has been providing an overview of the state of the Russian economy covering the following aspects:

- an aggregate indicator reflecting the general information context based on the results of economic monitoring;
- seasonally adjusted macroeconomic performance indicators;
- performance of different Russian industries.

The Bank monitors on a daily basis financial and commodity markets, including the following indicators:

- foreign currency exchange rates;

- global indices;
- global commodity prices.



## 1.4.Sustainable Integrated Territorial Development

Vnesheconombank has been consistently implementing a policy aimed at strengthening the strategic partnership and building an efficient cooperation with regional authorities.

As at the beginning of the reporting period, Vnesheconombank has signed cooperation agreements with 58 constituent entities of the Russian Federation. In 2015, the Bank signed a memorandum of cooperation with the authorities of Saratov region and a memorandum of cooperation with the RF Ministry of Crimean Affairs.

To work out more efficient approaches to cooperation with regional authorities, Vnesheconombank has adopted a new format for establishing partnership relations – cooperation with the plenipotentiary representatives of the President of the Russian Federation in the federal districts.

It is in cooperation with representatives of governmental authorities that the Bank determines the major growth points of the economy of the relevant region and the factors preventing its development to implement various programmes of medium-term financial and non-financial aid. These measures align with strategic initiatives of the regional authorities and the need for investment and are introduced under the plans of joined activities for the integrated territorial development by the VEB Group and the supreme executive authorities of the constituent entities of the Russian Federation.

The Bank continues implementing the plans of joint activities of the VEB Group and the Administration of Primorsk territory, the Governments of Astrakhan, Rostov and Samara regions. The Plan of Joint Activities with the Board of the Administration of Kemerovo region expired in November 2015.

**Activities in  
North-Caucasian Federal  
District  
(NCFD)**

As at end-2015, the total loans granted by Vnesheconombank for project financing in NCFD amounted to RUB 23.5bn (6 investment projects).

Vnesheconombank's subsidiary – OJSC North Caucasus Development Corporation (NCDC, or the Corporation) – has been actively participating in implementing investment projects in NCFD.

The key priorities of the Corporation are to assist the implementation of the governmental programme aimed at developing the North-Caucasian Federal District, attract investment in the region and create new jobs.

As at end-2015, NCFD participated in 6 investment projects in NCFD. As at 01.01.2016, the total funding by the Corporation amounted to RUB 5.4bn. Its portfolio includes projects for development of intensive-crop sector, building an innovative construction technopark and tourist infrastructure. The Corporation also invests in a big project for construction of a multifunctional expocentre which is to show the best highlights of the region, its tourist attractiveness and economic achievements as well as to boost investment interest in NCFD. Tax receipts from these projects reached RUB 120.5mn in the reporting year, with more than 400 new jobs created as at end-2015.

**Activities in  
Far Eastern Federal District  
(FEFD)  
and Baikal Region**

As at 01 January 2016, Vnesheconombank participated in 10 NCFD investment projects, including an interregional project implemented also in FEFD. By the end of the reporting year, total loans granted to NCFD projects amounted to RUB 50.6bn with equity financing of up to RUB 25.9bn.

In 2015, the Bank identified the list and status of investment projects (current or planned) with the participation of the VEB Group in Primorsk territory. According to the Plan of Joint Activities of the VEB Group and the Administration of Primorsk territory for integrated territorial development of Primorsk territory (the Plan), 4 projects are to be implemented in such sectors as agriculture, manufacturing and transport infrastructure. The Plan also provides for the implementation of two big infrastructure projects with the participation of Vnesheconombank's subsidiary – Far Eastern Federal District and Baikal Region Development Fund (the Fund).

The Fund is an important element of the government's support to help speed economic development of the region.

In 2015, 6 projects were identified as a priority, with overall funding of RUB 74bn and the Fund's commitment of RUB 9.5bn. Financing has started on the 3 following projects:

- Construction of a cross-border bridge across the Amur river in Jewish Autonomous Region. The project is implemented in partnership with RDIF and the Chinese Investment Corporation (CIC). The total estimated cost of the project is RUB 10bn, with the Fund's commitment of RUB 2.5bn.
- Creation of transport infrastructure for Kamchatka gold mining development. The total cost of the project is RUB 12.4bn, with the Fund's commitment estimated at RUB 2bn.

- Development of modern infrastructure for solid waste handling in Sakhalin region. The total cost of the project is estimated at RUB 0.9bn, of which the Fund's commitment is RUB 0.27bn.

## 1.5. Support for Single-Industry Towns

Vnesheconombank has been actively involved in addressing the challenges of support, diversification and modernisation of the economy in single-industry towns.

Total loans extended by Vnesheconombank to fund projects in single industry towns reached RUB 237.3bn as at 01 January 2016. As at the reporting date, Vnesheconombank took part in the financing of 19 of such projects. Overall, RUB 60.3bn were extended to projects in single industry towns in 2015.

In the reporting year, Vnesheconombank allocated funding for 2 such projects with a total value of RUB 4.4bn, with Vnesheconombank's approved commitment standing at RUB 2.9bn.

Additionally, three more projects with a total value of RUB 25.8bn have been approved for financing as at the end of the reporting year, with Vnesheconombank's commitment standing at RUB 18.6bn.

Ten other projects for the total amount of some RUB 120bn are at different stages of consideration by Vnesheconombank. The Bank's intended commitment for them approximates to RUB 72.6bn.

Non-commercial organisation Single-industry Town Development Fund (SITD, or the Fund) also started its work in 2015. The Fund was established to consolidate efforts towards economic diversification of single-industry towns and to coordinate actions aimed at building necessary infrastructure and launching investment projects in single-industry municipalities.

SITD and constituent entities of the Russian Federation signed 17 general agreements for cooperation in the development of single-industry municipalities.

As at the end of the reporting year, the Fund provided RUB 1.5bn to the budgets of the constituent entities of the Russian Federation under agreements on co-financing costs of the constituent entities and municipalities of the Russian Federation. These allocations are to fund measures involving construction and/or reconstruction of infrastructure facilities required for implementation of new investment projects in 7 single-industry towns.

In the reporting year, Vnesheconombank approved a list of 25 single-industry towns eligible for SITD support and updated the list of 2015 - 2017 investment projects to be implemented in most disadvantaged single-industry towns.

## **1.6. Cooperation with the Agency for Strategic Initiatives to Promote New Projects**

The Bank's cooperation with the autonomous non-commercial organization Agency for Strategic Initiatives (the Agency) aims to promote unique SME and social infrastructure projects and initiatives of public significance.

The Bank provides the Agency with advisory, expert and financial support.

Furthermore, in 2015, Vnesheconombank conducted an express analysis of information in respect of 19 investment projects and 3 social and professional projects as well as 5 strategic initiatives of the Agency.

In particular, the Bank considered a project for manufacturing high-tech medical products – coronary stents and catheters used in the treatment of acute coronary syndrome as well as medical devices from shape-memory alloys for endovascular surgery. The successful implementation of the project will allow to reduce dependence of Russia's healthcare system on supplies of imported medical products.

The other project considered by the Bank provides for the construction of a food irradiation centre ensuring safe preservation of foodstuffs without affecting their nutritional value and taste.

In 2015, as in previous years, Vnesheconombank provided the Agency with RUB 150mn in nonprofit support to promote the Agency's activities.

## **1.7. Interaction with the Skolkovo Foundation**

In 2015, it was 5 years since the Foundation for Development of New Technologies Development and Commercialization Centre (Skolkovo Foundation) co-funded by Vnesheconombank was established. The foundation has made a significant contribution to the development of the IP market, creation of conditions for boosting innovative projects and facilitating the practical use of their results to ensure development of the Russian economy. For sectoral ministries and agencies, Skolkovo has become a pipeline of cutting-edge technologies which are in high demand in various manufacturing industries. Many Russian corporations have been testing or introducing innovations developed by this national innovation development centre.

Furthermore, Vnesheconombank established a non-commercial organization The Fund to Operate the Financial Aid Programme for Innovation Projects of Skolkovo Foundation (VEB-Innovations Fund). The Fund's primary objective is to support projects delivered by the Skolkovo Foundation's residents.

Since its establishment, VEB Innovations Fund (the Fund) provided financial assistance to 20 projects for a total amount of over RUB 670mn.

In 2015, Skolkovo Foundation completed two projects financed in 2014. One of them is a project for the development of software for predictive modelling and optimization in engineering calculations. The new software allows not only to raise technical and operational standards of designed products, but also to significantly reduce the time and cost of designing.

The reporting year saw a new project in the Foundation's portfolio – the development and commercialization of the effective energy storage fast charge and management system on the basis of Li-ion batteries. The system allows to considerably speed up the charging process and increase the lifetime of industrial batteries. As part of financial aid to the project, the Foundation provided a RUB 40mn loan.

The Foundation also made a RUB 60mn equity contribution to the project for the development of an inexpensive and quick to manufacture spacecraft platform using state-of-the-art manufacturing technologies. New-generation small satellites will allow to obtain satellite data quicker and open new opportunities for the development of commercial projects in the satellite sphere.

In the reporting year, VEB-Innovations Fund continued its non-financial support, providing personnel training on venture capital investment in the Higher School of Economics Banking Institute and the Lomonosov Moscow State University Business School.



## 1.8. Export Support

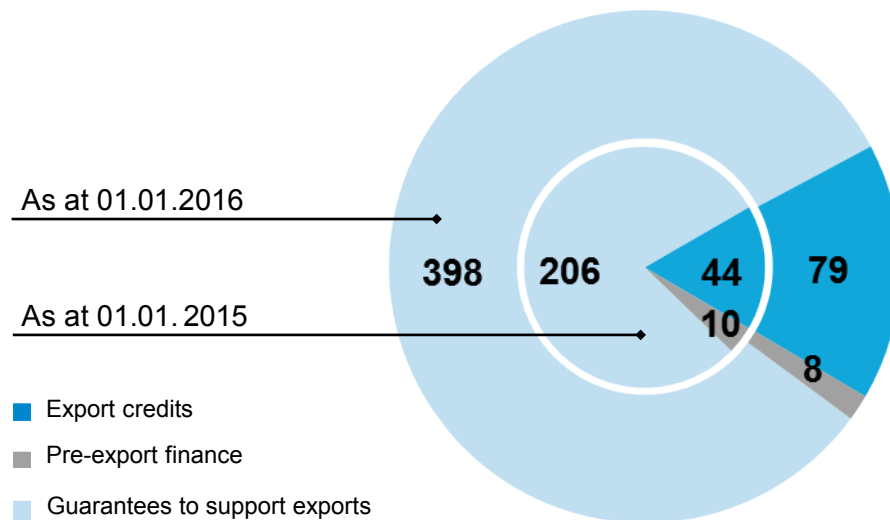
Support for non-commodity exports is one of Vnesheconombank's key objectives as a bank for development. Despite the negative external and internal economic factors, Vnesheconombank provided financial support for Russian exports to more than 20 countries. Most of the exported products are high-technology goods.

The Bank's export support areas include transport, transport machine building and power engineering, nuclear power, aircraft building and rocket and space complex.

The export loan portfolio increased 1.6-fold over the year.

The portfolio of guarantees issued to support Russian exports almost doubled.

### Development dynamics: export support activities (RUB, bn)



FY2015 was the second year when the Bank used subsidies to cover part of its costs relating to export credits to foreign buyers of Russian high-tech products. The portfolio of the respective export loans increased by RUB 13.6bn to reach RUB 22.7bn as at end-2015.

In the reporting year, a new version of the Russian Export Financial Support System (the system) was designed. The system allows Russian exporting companies and foreign buyers of Russian goods, works and services to fill applications, make primary

submissions for funding and monitor their status remotely using a special web-portal (<https://export.vtb.ru>). The system operates on a one-stop-shop principle providing an opportunity for Vnesheconombank, EXIAR and ROSEXIMBANK to use a single database of projects. The system allows to increase the accessibility of the Bank's and its subsidiaries' export support for Russian exporters and foreign buyers of Russian goods.

### ***Establishment of the Russian Export Centre***

The Russian Export Centre (the Centre), Vnesheconombank's specialised subsidiary, was established in the reporting year. Its aim is to provide comprehensive support to Russian exporters as a one-stop-shop service and develop targeted solutions to promote particular export projects.

The main functions of the Centre are established by Federal Law No. 185-FZ dated 29 June 2015 "On amendments to Federal Law on Bank for Development" and Article 970, Part II, of the Civil Code of the Russian Federation.

The Bank transferred to the Russian Export Centre 100% of shares in EXIAR, a main shareholder of ROSEXIMBANK.

The activity report 2015 of the Russian Export Centre is attached hereto.

### ***Granting Export Support Loans***

The amount of the Bank's lending in support of export activity increased over the the reporting period from RUB 53.4bn (as at 01.01.2015) to RUB 86.6bn (as at end-2015).

Export loans granted by Vnesheconombank in 2015 include:

- a USD 102.4mn loan to finance advance payments on the nuclear power plant construction in Belarus. 90% of the value of the export contracts is financed under the intergovernmental agreement between the Russian Federation and Belarus dated 25 November 2011;
- a USD 29.8mn loan to fund supplies of KAMAZ products to Turkmenistan;
- a loan to finance deliveries of 9 Sukhoi Superjet-100 aircrafts manufactured by CJSC Sukhoi Civil Aircraft to ABC Aerolineas, S.A. de C.V., a Mexican

- airline company. In the reporting year, total funding provided by Vnesheconombank for export support amounted to USD 60.3mn. SACE (Italian Republic) and Coface (French Republic) export credit agencies provide insurance coverage to foreign banks participating in the financing, each being one third of the total loan;
- a USD 20mn loan to fund supplies of Russian power equipment to Mongolia and its installation as part of modernisation of the Ulaanbaatar Thermal Power Plant No. 4;
  - loans to finance Russian railway vehicles export supplies (open wagons, oil rail cars, covered wagons and roadtrailers) to the Republic of Kazakhstan. It is worth noting that the loans for this project were provided in the Russian national currency: Vnesheconombank provided RUB 2.2bn. The political risks are insured by export insurance agency EXIAR;
  - a USD 88.4mn loan to finance Russian railway wagon supplies to the the Republic of Azerbaijan.

Total loans for support of export trade in 2015 amounted to RUB 32.4bn (in ruble equivalent, as determined by the Bank of Russia as at 31 December 2015), of which RUB 30.4bn account for export loans and RUB 2bn - for pre-export financing.

### ***Guarantees as a mechanism to support export***

As at end-2015, the gross portfolio of guarantees extended by Vnesheconombank to support exports exceeded RUB 397.5bn.

In the reporting years, the Bank provided 79 guarantees for a total equivalent of RUB 99.3bn (calculated at the exchange rate of the Bank of Russia as at 31 December 2015).

In 2015, the Bank had contingent liabilities of RUB 207.7bn (as calculated at the exchange rate of the Bank of Russia as at 31 December 2015) relating to a USD 10bn limited liability guarantee provided to secure EXIAR's obligations under insurance, re-insurance or co-insurance agreements. Total sums drawn down against the guarantee as at end 2015 increased to an equivalent of RUB 187.8bn (as at the beginning of 2015 - RUB 70.3bn).

### ***“Investment lift” mechanism***

In June 2015, during the XIX St. Petersburg International Economic Forum, autonomous non-profit organization Agency for Strategic Initiatives to Promote New Projects, Vnesheconombank, RDIF Management Company and the Russian Export Centre signed a memorandum of understanding and cooperation to support exporters and/or projects in non-commodity industries.

The memorandum aims to support medium-sized export-oriented non-commodity producers through the “investment lift” mechanism developed to increase the export share in the revenues of promising Russian companies and reduce dependence of the Russian market on imported goods and services. The objective is to provide targeted support for Russian companies with high export or import substitution potential, to determine requirements to conducting expert reviews, analysing the results of due diligence and arranging financing for selected companies and projects.

A total of six projects in such areas as construction, pharmaceuticals, machine building, electronics and chemicals were considered under the “investment lift” mechanism in 2015. Five of them are under discussion in terms of the possibility of providing equity and/or debt financing, guarantee/insurance support.

## **1.9. Support for Small- and Medium-Sized Enterprises**

According to the Memorandum on Financial Policies of State Corporation “Bank for Development and Foreign Economic Affairs (Vnesheconombank)” (the Memorandum), one of the primary objectives of the Bank is to participate in projects aimed at developing small- and medium-sized businesses (SMEs).

Greater accessibility of loans for SMEs is enabled through the SME Financial Support Programme (the Programme) run by JSC Russian Bank for Small and Medium Enterprises Support (SME Bank) with financial support of Vnesheconombank.

The Programme is operated by SME Bank using a partner network of banks and infrastructure organisations (leasing and factoring companies, micro-financing institutions, regional funds and private equity funds).

As at 01.01.2016, the funds extended by Vnesheconombank to fund the Programme totalled RUB 56.7bn, of which RUB 42.1bn are long-term loans extended by Vnesheconombank to SME Bank. These include a RUB 30bn loan provided in 2009 from funds of the National Welfare Fund. In 2015, it was prolonged until 2027.

Another loan is a USD 42.6mn five-year facility extended to SME Bank from funds raised by Vnesheconombank under a USD 110.0mn loan facility opened by KfW (as at the beginning of the year, the total owed amounted to USD 64.8mn).

The portfolio of guarantees issued by Vnesheconombank to secure SME Bank's obligations under the guarantee mechanism to support medium enterprises has increased from RUB 1.7bn to RUB 2.5bn over the year.

## ***SME Financial Support Program***

The Program's primary objective is to support SMEs operating in priority sectors which contribute to the development of a competitive economy, creation of new jobs and sustainable development of the regions. These are SMEs implementing projects in single-industry municipalities of category 1 and 2 characterised by disadvantaged social and economic position or risk of its deterioration; SMEs producing goods, performing works and rendering services for large organisations, including those engaged in implementation of state orders; SMEs operating in government's priority regions (Far East, North Caucasus, Crimea); managing companies and SME residents of industrial parks.

As at the end of 2015, support under the Programme was provided to SMEs representing 85 constituent entities of the Russian Federation. Nearly 2,000 SMEs from 174 single-industry towns received RUB 6.8bn in loans.

As at 1 January 2016, the distribution of funding by the targeted segments of the Programme was as follows:

- to SMEs operating in single-industry towns of categories 1 and 2 – RUB 4.9bn;
- to SMEs operating in government's priority regions – RUB 12.5bn;
- to SME residents and managing companies of industrial parks - RUB 1.4bn;
- to SMEs engaged in production of goods or provision of services for large organisations – RUB 7.6bn;

The distinctive features of the Programme are long-term loans and relatively low cost of resources for SMEs as compared to average market prices.

Outstanding debt owed by SMEs to SME Bank's partners under the Programme rose by 9.1% in 2015.

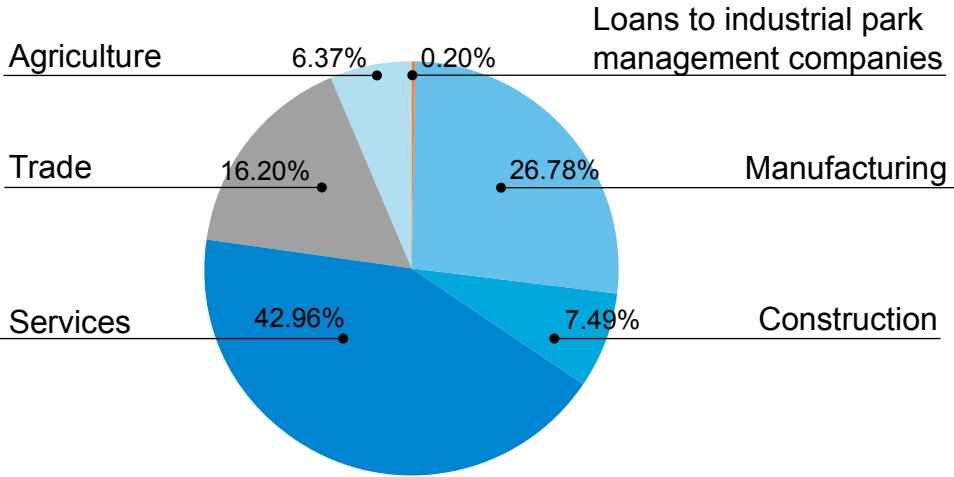
A share of loans for over 3 years in total loans to SMEs exceeded the previous year figure nearly by 7 percentage points, as at 1 January 2016. On the other hand, the share of loans for 1 to 2 years, dropped by 3.7 percentage points.

The average weighted interest rate for loans extended to SMEs by partner banks under the Programme slightly rose (+0.5 percentage points) compared to 2014. Yet, it is considerably lower than current market rates.

**Programme Performance**

	<b>01.01.2015</b>	<b>01.01.2016</b>
Funds provided to SMEs, RUB bn	96.9	105.7
Loans for over 3 years, a share in total loans to SMEs, %	77.2 %	83.9%
Loans for 1 to 2 years, a share in total loans to SMEs, %	7.9%	4.2%
Average weighted interest rate for loans extended to SMEs by partner banks, %	12.7%	13.2%
Loans to SMEs from the non-trading sector, %	80.9%	83.8%

**Portfolio of Loans Extended under the Programme as at 01.01.2016, Sectoral Structure, %**



Worth noting is that medium-sized loans (RUB 20 to 50mn) account for 24.3% while massive loans (over RUB 50 mn) represent 36.6% of the SME financing portfolio.

SME Bank's guarantees to secure obligations of medium-sized businesses to banks exceeded RUB 3bn as at 01.01.2016 (as at 01.01.2015 – RUB 2.1bn). Loans granted to medium enterprises against such guarantees reached RUB 5.8bn (as at 01.01.2015 - RUB 4.7bn). Since the inception of this guarantee mechanism, SME Bank has issued

39 bank guarantees for nearly RUB 3.2bn (as at 01.01.2015 - 24 guarantees for nearly RUB 2.4bn).

### ***Further SME support measures***

In 2015, certain work started towards the consolidation of the SME support functions in a single state institution for SME development.

Accordingly, Federal Law No. 156-FZ on the establishment of a single state institution for SME support – Federal Corporation for SME Development (the SME Corporation) – entered into force in June 2015. According to this document, the SME Corporation shall act as an institution for SME development and shall be responsible for coordination of the SME support measures provided for by the federal legislation.

In December 2015, Vnesheconombank and the SME Corporation signed a trust management agreement on shares in SME Bank.

Pursuant to Order of the President of the Russian Federation No. 287 dated 5 June 2015 “On further SME development measures”, Vnesheconombank shall contribute 100% of its shares in SME Bank to the capital of the SME Corporation as a payment for additionally issued shares in the SME Corporation offered by private subscription.



## 1.10. Borrowing in Capital Markets

In 2015, as a result of the sanction-related restrictions, Vnesheconombank, like many large Russian companies and banks, was unable to obtain loans for more than 30 days in foreign capital markets.

Moreover, the pressure from the sanctions, a significant drop in carbon prices and the geopolitical tension over the Ukraine and Syria adversely affected Russia's capital market.

### ***Raising resources with the use of securities market instruments***

Despite a weak investment activity on the domestic securities market, Vnesheconombank placed bonds for RUB 15bn on the domestic market and refinanced bonds for a nominal value of RUB 79bn and USD 500mn.

#### **Bonds placed on the domestic market**

Bond issue	Month	Maturity	Coupon rate, % p.a.	Currency	Issue amount, currency units bn
Series BO-03	July	3 years (with a put option in 1.5 years)	11.8	RUB	10.0
Series BO-05	August	5 years (with a put option in 1.5 years)	11.5	RUB	5.0

### Refinanced bonds

Bond issue	Put date	Time to the nearest put/call option date	Coupon rate, % p.a.	Currency	Issue amount, currency units bn
Series 21	12.03.2015	6 months	15.50	RUB	15.0
Series BO-16v	07.05.2015	1 year	4.75	USD	0.5
Series BO-01	21.07.2015	1 year	11.80	RUB	20.0
Series 21	10.09.2015	1 year	11.65	RUB	15.0
Series 18	13.10.2015	1 year	11.90	RUB	10.0
Series 19	19.10.2015	1 year	11.90	RUB	10.0
Series BO-02	30.11.2015	1 year	11.20	RUB	9.0

To increase the effectiveness of available instruments for raising debt capital, in May 2015, Vnesheconombank registered a Bonds Programme allowing, *inter alia*, to attract financing in foreign currency with payments in roubles.

### The Bonds Programme

Possible issue currencies	RUB	USD	EUR
Maximum aggregate nominal value of bonds issued	300bn	10bn	5bn
Maximum period during which separate bond issues can be approved	10 years	10 years	10 years
Maximum time before maturity of separate bond issues	30 years	30 years	30 years

Due to the EU and US sanctions, the Bank did not place any Eurobonds and Eurocommercial Papers.

### ***Raising funding from banks***

Having analysed restrictions introduced by the sanctions against Vnesheconombank, many European banks indicated their readiness to provide long-term loans against insurance coverage of national export insurance agencies (EIAs) in euro to fund up to 85% of the value of import contracts with European counterparts. In 2015, some

European banks made proposals for financing equipment supplies from France, Italy, Germany, Denmark and the Czech Republic.

As a result, a number of framework agreements, addenda, memoranda of understanding and letters of intent were signed. For example, Vnesheconombank and China Development Bank (CDB) signed a CNY 10bn facility agreement to fund Vnesheconombank's projects implemented in Russia together with Chinese companies and projects providing for supplies of end products to China. For the first time in the Bank's history, a tied facility agreement was nominated in yuans.

As at the reporting date, overall mid- and long-term borrowings raised from banks<sup>5</sup> amounted to USD 8.8bn (as calculated at the exchange rate of the Bank of Russia as at 31 December 2015).

Total borrowings raised by Vnesheconombank over the year under loan agreements signed in 2011-2013 amount to USD 61.8mn and EUR 25.4mn. These include USD 47.7mn from Japan Bank for International Cooperation (Tokyo) and Sumitomo Mitsui Banking Corporation (SMBC) (Tokyo), USD 12.7mn from Deutsche Bank AG (Frankfurt on the Main), EUR 20.4mn from HSBC France (Paris), EUR 5.0mn from KfW IpeX-Bank GMBH (Frankfurt on the Main).

In 2015, Vnesheconombank fulfilled its repayment obligations for around USD 1.6bn (as calculated at the exchange rate of the Bank of Russia as at 31 December 2015), including the repayment of a USD 0.8bn three-year syndicated loan.

Below is the structure of the Bank's resource base made up of funding raised on capital markets, by instruments and by maturity.

---

<sup>5</sup> Here and elsewhere, amounts of funding raised from banks in capital markets (at least for 1 year or longer) are stated net of borrowings from the Bank of Russia.

**Funds borrowed on capital markets  
(by instruments), currency units bn**

**Funds borrowed on capital markets  
(by maturity), currency units bn**

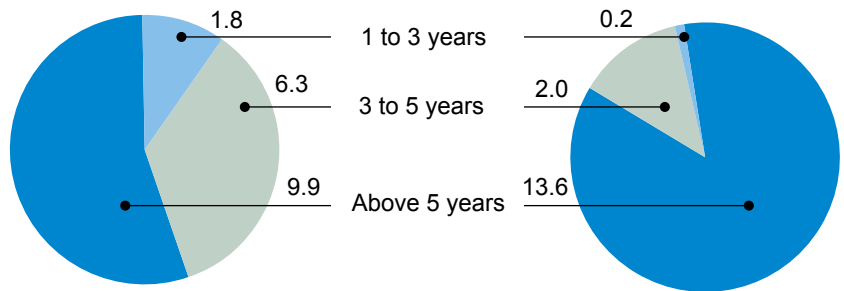
As at 01.01.2015

As at 01.01.2016

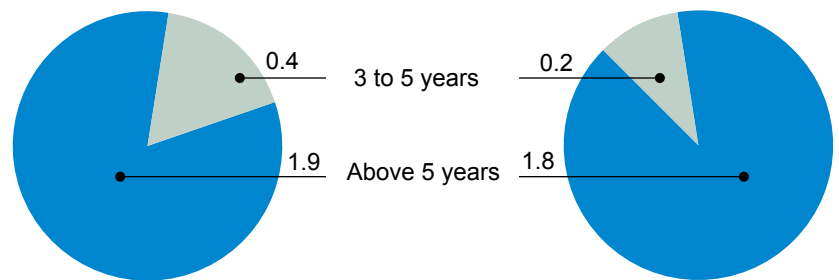
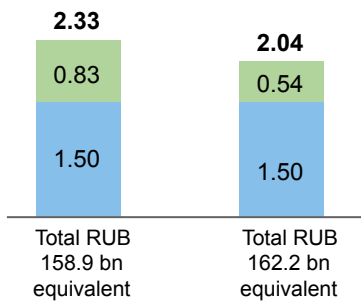
As at 01.01.2015

As at 01.01.2016

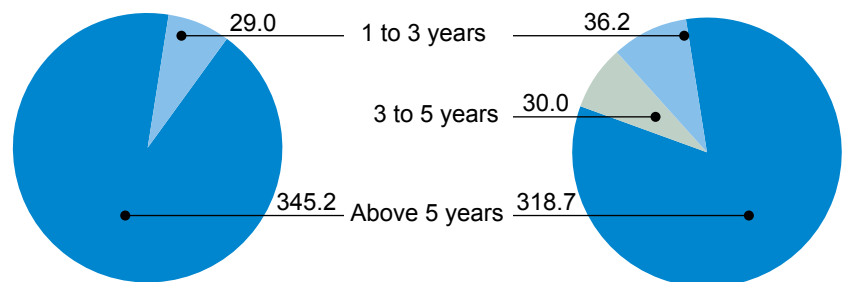
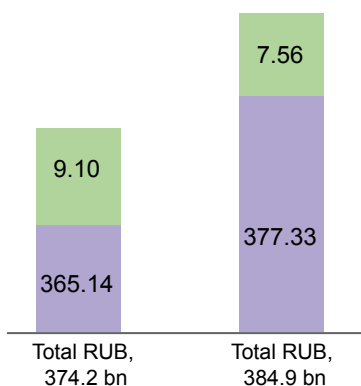
**USD**



**Euro**



**RUB**



- Bank financing
- Eurobonds
- Domestic bonds

### ***Alternative sources of funding***

As the Bank suspended the issue of Eurobonds and Eurocommercial Papers, it continued exploring new capital markets, including markets in Asia and the Pacific. The Bank participated in discussions with the Chinese Ministry of Finance, the Russian Ministry of Finance and representatives of the leading Chinese banks regarding the possibility of entering the Chinese capital market and worked with the Bank of Russia on arranging settlements in national currencies through the currency swap mechanism.

Additional effort was put towards researching the possibility of raising debt finance in capital markets of the Middle East and South-East Asia by using Sharia-compliant Islamic financing instruments. The Bank also largely contributed to the efforts towards the development of partner banking in Russia made by the Federation Council of the Federal Assembly of the Russian Federation, the Bank of Russia and the Expert Council of the State Duma of the Federal Assembly of the Russian Federation. Moreover, Vnesheconombank established an in-house alternative funding working group to explore the use of Islamic financing instruments in the Bank's activities. As part of its non-deal road show, Vnesheconombank held meetings with representatives of Malaysian financial institutions (Khazanah Nasional, Maybank, Exim Bank Malaysia, Bank Islam Malaysia and OCBC Bank Malaysia), discussed the possibility of cooperation and Sharia-compliant financing with the Islamic Development Bank and a number of finance and advisory companies operating in the Middle East, Malaysia and Great Britain.

### **1.11. Vnesheconombank's Investment-Related Educational Projects**

In 2015, the Bank continued implementing educational projects and initiatives aimed at creating professional environment in the sphere of innovation, raising skill level of specialists engaged in implementation of investment projects and training young experts in investment management.

#### ***Training for Specialist Participants in Investment Projects Supported by Development Institutions***

As part of the Bank's educational project "Training for Specialist Participants in Investment Projects Supported by Development Institutions", the Bank held for its partners and clients 2 conferences and 8 workshops on export support, assistance to SMEs and PPP development.

#### ***Nurturing young talents***

Vnesheconombank has been taking consistent measures to foster scientific, practical and research work among young people and to support professional development of young talents.

Below is the list of events organised in the reporting year:

- an investment management course under the auspices of the 5th International Youth Industrial Forum "Engineers of the Future 2015";
- meetings of members of the Youth Club under the auspices of Vnesheconombank as part of the scientific and practical session "The Integrated Development of Territories".

#### ***PPP-Related Educational Activities***

In 2011, the Financial University under the Government of the Russian Federation established on Vnesheconombank's initiative a PPP chair to provide training on procurement and implementation of PPP projects and conduct fundamental and applied research related to the use of PPP mechanisms in public infrastructure development.

In the reporting year, 12 students completed the two-year master programme “PPP Project Management”, 10 students continued with the course and 27 students were admitted to study in 2015-2017.

The university also offers a postgraduate course in Economics and National Economy Management. In 2015, 4 postgraduate students chose to conduct research on various aspects of PPP.

In the reporting year, the refresher course for the Russian PPP project market participants “Setting up and Developing PPPs in Russian Regions” was attended by 90 trainees from 32 constituent entities of the Russian Federation.

## **2. FX AND INTERBANK MONEY MARKET OPERATIONS, MANAGING THE BANK'S SECURITIES PORTFOLIO**

To manage temporarily idle funds (liquidity) and minimize risks, Vnesheconombank operates in the FX, interbank money and securities markets. By reference to the immediate market environment, the Bank engages in FX operations and transactions with securities and derivative financial instruments, as well as places and raises short-term interbank loans.

### ***FX and Interbank Money Market***

In 2015, the Bank's total FX transactions decreased to RUB 13,445.9bn (in 2014, RUB 15,064.3bn). The total amount of spot transactions went down to RUB 39.6bn (in 2014, RUB 60.2bn). Due to the sanctions imposed, forward transactions totaled RUB 15.1bn as opposed to RUB 85bn in 2014.

Currency/ruble transactions dropped from RUB 14,942.5bn to RUB 10,501.7bn. At the same time, total turnover of currency/currency transactions increased from RUB 121.8bn in 2014 to RUB 2,944.2bn in 2015.

The bulk of operations in the interbank lending market are accounted for by placements of ruble and currency balances of the Bank's correspondent accounts (for up to 90 days) and funds raised to maintain day-to-day liquidity.

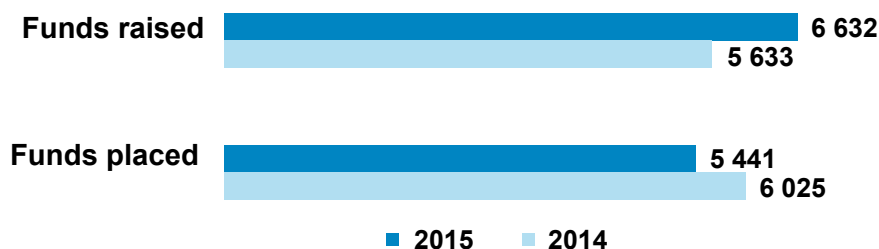
In 2015, turnover of the funds placed in the interbank market made RUB 4,945.4bn (93% of the previous year's figure), USD 7.3bn (52% of the previous year's figure) and EUR 0.7bn (19% of the previous year's figure). Overall, the funds placed in 2015 in the interbank market totaled RUB 5,441.0bn in ruble equivalent (90% of the previous year's figure).

Total turnover of funds borrowed in the interbank market amounted to RUB 6,584.7bn (129% of the previous year's figure), USD 0.03bn (0.25% of the previous year's figure) and EUR 0.8bn (90% of the previous year's figure).

In ruble equivalent, total turnover of short-term borrowings demonstrated an 18%-increase on 2014 reaching RUB 6,632.4bn.



## Turnover of money market operations (short-term interbank loans), RUB bn (in equivalent at an average yearly exchange rate)



### ***Transactions with the Bank of Russia***

Upon the imposition of sanctions limiting the Bank's access to the internal and external capital markets, its main source of liquidity in 2015 was loans from the Bank of Russia and repo transactions with the Bank of Russia.

As at 1 January 2016, the Bank borrowed RUB 353.9bn worth of loans from the Bank of Russia and RUB 50.1bn in repo transactions.

### ***Securities portfolio***

As at 01.01.2016, investment in securities in monetary terms (with due consideration for revaluation and accrued interest coupon yield) decreased by 2.4% to make RUB 400.3bn.

To manage its securities portfolio built up for liquidity management purposes, the Bank follows the policy of partial reinvestment of the funds released upon redemption of bonds and bills of exchange or sale of shares and bonds in the securities portfolio in view of the upcoming payment of liabilities in 2016.

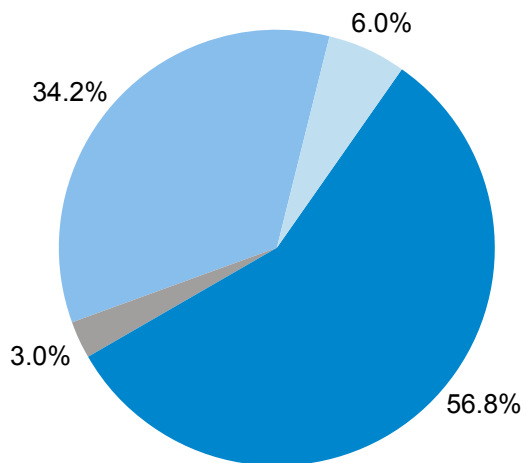
In 2015, Vnesheconombank used part of the funds released upon redemption to acquire Eurobonds issued by companies with minimal credit risk, in particular those under the state control, e.g. Gazprom, Russian Agricultural Bank, Rosseti Federal Grid Company, etc.

In terms of its structure and amount, investment in RUB-denominated shares underwent no considerable changes in the reporting year due to a negative geopolitical environment.

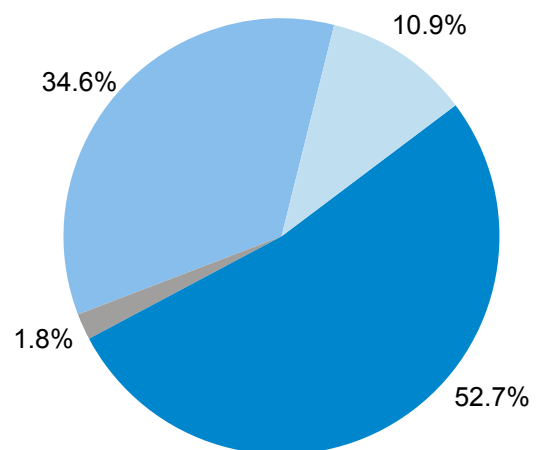
The Bank transacted in promissory notes in order to invest ruble funds and manage its short-term liquidity at market rates. The need to maintain liquidity resulted in the Bank's portfolio of discounted promissory notes substantially shrinking on the previous year (RUB 21.4bn as at 01.01.2015 against RUB 1.1bn as at 01.01.2016).

## Structure of Securities Portfolio

As at 01.01.2015



As at 01.01.2016



- Russian Federation debt securities
- Corporate debt securities of the RF residents (bonds, Eurobonds and promissory notes)
- Other debt securities (bonds of foreign issuers and credit notes linked to the corporate and sovereign risks)
- Shares and depository receipts

### **3. DEPOSITORY ACTIVITIES**

Vnesheconombank's depository activities are of a universal character and are designed to support the Bank's investment operations, provide its clients with comprehensive cash and settlement services, secure due performance by the Bank of its agency functions related to the sovereign debt and keeping depository records of the Bank's securities transactions.

Priority tasks of the depository activities as reflected in Vnesheconombank's Development Strategy include further service improvement, updating the product range, streamlining business processes based on the automation and technologies for electronic data exchange with clients and institutions within the securities market accounting system.

#### ***Client Servicing***

In 2015, Vnesheconombank opened 164 clients' depository accounts. As at the end of the year, clients' depository accounts amounted to 617 topping the figure for the beginning of the year by 41 (576 accounts).

Over the year, the aggregate value of securities on the clients' depository accounts increased 2.6-fold from RUB 254.1bn as at 1 January 2015 to RUB 652.6bn as at 1 January 2016.

In the period under review, Vnesheconombank effected on behalf of the clients 22,782 settlement transactions over their depository accounts, and 8,086 operations in connection with corporate actions by issuers whose titles to securities were recorded on customer depository accounts with Vnesheconombank, with the yield equivalent to USD 0.9bn transferred to customers.

In 2015, securities of 669 issues were deposited with Vnesheconombank (in 2014, 583 issues). Overall, as at the end of the reporting year, Vnesheconombank held 3,253 issues of issue-grade securities.

In the total amount of the issues held with Vnesheconombank, foreign and international securities account for 74%, and the Russian issuers' securities - for 26%.

#### ***Servicing Sovereign Internal Currency Debt***

Over the year under review, Vnesheconombank settled the public debt towards the blocked and special currency account holders in the amount of USD 210.7 thousand.

According to the amendments made in the reporting period to the RF Federal Law “On the 2015 Federal Budget and 2016-2017 Planning Period”, Vnesheconombank was authorized to provide depository services for securities owned by the Russian Federation.

### ***Functions of the Paying Agent for Corporate Bonds Backed by State Guarantees of the Russian Federation***

In its capacity of the Paying Agent, Vnesheconombank effected in 2015 RUB 16.1bn worth of coupon yield payments and payments in redemption of the securities of 20 bond issues by Russian issuers.

In May 2015, Vnesheconombank entered into a new agreement with OJSC AHML to perform the functions of the paying agent for the RF Ministry of Finance as the guarantor of obligations of OJSC AHML under the bond issues of the A31 series maturing up to 2034.

### ***Developing of Depository Services***

Starting from 2015, clients of Vnesheconombank’s Depository can effect depository operations with investment units of the Russian mutual investment funds. Also, the Bank introduced and honed through practice settlements under transactions in local-currency-denominated securities on the markets of Thailand and Singapore, and settlements in Chinese yuan.

## **4. AGENT FOR THE GOVERNMENT OF THE RUSSIAN FEDERATION**

Vnesheconombank performs the functions of the agent for the Government of the Russian Federation as to:

- Foreign sovereign debt of the Russian Federation and external financial assets of the Russian Federation;
- Internal financial assets of the Russian Federation;
- Extending and executing state guarantees of the Russian Federation.

As at 1 January 2016, the amount of assets and liabilities managed by Vnesheconombank reached RUB 8.5tn (as at 1 January 2014, RUB 7.2tn).

In 2015, Vnesheconombank executed 229 instructions of the Russian Ministry of Finance, prepared 27 analytical reports on the international debt for the Russian Ministry of Finance, compiled information materials for meetings and sessions of Russian intergovernmental agencies for trade, economic, scientific and technical

cooperation, including any committees and subcommittees established under their auspices, as well as for official meetings and summits held by regional international organizations (BRICS, SCO, ADFIAP).

Over the reporting period, Vnesheconombank directly engaged in the international negotiation process related to the management of external financial assets of the Russian Federation. In particular, the Bank's representatives participated in the work of the Russian delegation at 8 sessions of the Paris Club of creditors, in the annual Club meeting with private sector representatives and a number of sovereign creditors, as well as in the Paris Club/G-20 Joint Forum.

#### **4.1" Servicing the Foreign Debt of the Russian Federation**

In 2015, the sovereign foreign debt of the Russian Federation registered in Vnesheconombank's books decreased from USD 41.2bn to USD 37.2bn, primarily due to the repayment of obligations under the Russian Federation Eurobonds and intergovernmental agreements.

Over the reporting period, Vnesheconombank effected USD 6.4bn worth of payments (drawing on the Federal Budget resources) in redemption and management of the Russian sovereign foreign debt. The indebtedness of the Russian Federation towards China, Malta and Japan was fully repaid.

The Bank ensured the redemption and management of the foreign debt of the former USSR and the Russian Federation through deliveries of goods and services for the amount equivalent to USD 46.3mn.

By its Directive No. 2354-r dated 19 November 2015, the Russian Government extended the term of Vnesheconombank's functions to service the indebtedness of the former USSR and the Russian Federation till 2020.

#### **4.2" Managing External Financial Assets of the Russian Federation**

In 2015, Vnesheconombank, acting in the agency capacity for RF Government, kept records and settled debts owed to Russia by 51 debtor-countries under the state loans extended by the former USSR and the Russian Federation in accordance with 152 credit agreements

In the reporting year, Vnesheconombank helped negotiate:

- 16 draft directives by the RF Government under intergovernmental agreements and protocols;
- 3 sets of regulatory documents for ratification of intergovernmental

agreements.

Furthermore, Vnesheconombank's professionals procured the execution of 9 agreements and addenda to technical agreements with designated foreign financial entities on accounting/settlement procedures applicable to the government loans extended by the Russian Federation.

#### **4.3" Ensuring Repayment of Debt Owed to the Russian Federation by Legal Entities, Russian Constituent Entities and Municipalities**

As at 1 January 2016, Vnesheconombank kept records of RUB 560.8bn worth of debt owed to the Russian Federation by 268 borrowers (as at 01.01.2015, RUB 501.9bn and 308 borrowers, respectively).

Within an effort to settle the debt to the Russian Federation, Vnesheconombank's professionals assessed the financial standing of 5 debtors whose liabilities to the federal budget arose out of financing the construction of vessels of German make, reviewed 21 expert reports on the market value of collateral. Consequently, the pledgee granted 6 permissions to the fishing vessels being contracted out on a time-charter and bareboat charter basis, and one permission to the insurance indemnity being paid to one of the debtors in connection with the insured accident with one of the fishing vessels.

Overall, the liabilities to the Russian Federation settled in 2015 totaled RUB 61.2bn (in 2014, RUB 66.7bn), with:

- RUB 7.7bn transferred to the federal budget (including RUB 4.9bn under previously concluded amicable and restructuring agreements);
- RUB 53.2bn worth of indebtedness written off the Bank's books;
- RUB 0.3bn worth of indebtedness restructured.

#### **4.4" Extension and Execution of the Russian Federation State Guarantees**

In the reporting year, the Bank scrutinized and analyzed 129 sets of documents for provision of state guarantees of the Russian Federation for the total amount of RUB 234.9bn. Based on the results, 111 state guarantee agreements were signed, with RUB 211.4bn worth of the state guarantees issued and recorded in a sub-ledger journal.

Furthermore, in 2015, 12 state guarantees of the Russian Federation extended to support Russian industrial exports and 24 state guarantees of the Russian Federation extended to OJSC AHML were recorded on Vnesheconombank's sub-ledger accounts.

Overall, as at the end of 2015, Vnesheconombank kept records of 614 state guarantees of the Russian Federation totaling RUB 3,123.7bn (as at the beginning of the reporting year, 467 state guarantees of the Russian Federation totaling RUB 2,432.2bn).

In 2015, the Bank verified financial standing of 115 principals, whose obligations were secured by the state guarantees of the Russian Federation.

In line with the Program of support for investment projects to be implemented in the Russian Federation on the project finance basis as approved by the RF Government Decree No. 1044 dated 11.10.2014, Vnesheconombank, at a pre-procurement stage, scrutinized documentation sets for 15 totaling RUB 139.7bn. For 5 projects totaling RUB 58.4bn, the Bank submitted its positive opinions to the working body of the Inter-Institutional Committee on selection of investment projects, Russian lending organizations and international financial institutions.

## 5. PENSION SAVINGS MANAGEMENT

Federal Law No. 111-FZ dd. 24 July 2002, "On Investing Funds to Finance the Funded Component of Retirement Pension in the Russian Federation"



Federal Law No. 360-FZ dd. 30 November 2011, "On Procedure for Financing Payments Drawing on Pension Savings"

Resolution by the Russian Government No. 34 dd. 22 January 2004, "On Designating the Bank for Foreign Economic Affairs of the USSR (Vnesheconombank) as State Trust Management Company for Pension Savings"

Resolution by the Russian Government No. 503 dd. 14 June 2013, "On the Term of State Corporation 'Bank for Development and Foreign Economic Affairs (Vnesheconombank)' Acting as State Trust Management Company for Pension Savings, and State Management Company for Payment Reserve Resources"

Since 2003, Vnesheconombank has been performing the functions of a state trust management company (STMC) for pension savings of insured citizens of the Russian Federation.

Trust management of the funds received in trust is effected by Vnesheconombank in strict compliance with the effective laws of the Russian Federation and on the arms length basis.

In 2015, Vnesheconombank as a state management company (SMC) focused on liquidity risk minimization to secure obligations under trust agreements, as well as on safe-keeping of assets in the portfolios of the state trust management company for pension savings and the state management company for payment reserve resources.

Management of pension savings in 2015 was carried out in a challenging

economic environment. Nevertheless, at the year-end, the Bank ensured the real safety (adjusted for inflation) of the citizens' pension savings. Yield on invested pension savings in the extended investment and government securities portfolios exceeded the annual inflation rate by 0.25% p.a. and 2.41% p.a., respectively.

### ***Trust Management of Pension Savings of Insured Citizens of the Russian Federation***

When performing the SMC functions for pension savings of the citizens of the Russian Federation who have not exercised their right to choose a private pension fund (PPF) or a private asset management company, or have opted for SMC, Vnesheconombank forms two portfolios: an extended investment portfolio and an investment portfolio of government securities.

#### ***Extended Investment Portfolio***

The investment declaration of the extended investment portfolio allows Vnesheconombank to invest pension savings in government ruble- and foreign currency-denominated securities, securities of the RF constituent entities, Russian corporate bonds including those secured by state guarantees of the Russian Federation, mortgage securities and securities of international financial institutions, to deposit such funds with credit institutions, and place them in ruble and foreign currency accounts with credit institutions.

As at the end of 2015, the market value of the extended investment portfolio amounted to RUB 1,990.2bn (as at the year start, RUB 1,892.3bn).

Throughout 2015, the RF Pension Fund, transferred to SMC in trust RUB 287.7bn worth of funds to form the respective portfolio (in 2014, RUB 2.6bn). The funds repaid to the RF Pension Fund in the reported period amounted to RUB 425.6bn (in 2014, RUB 14.5bn).

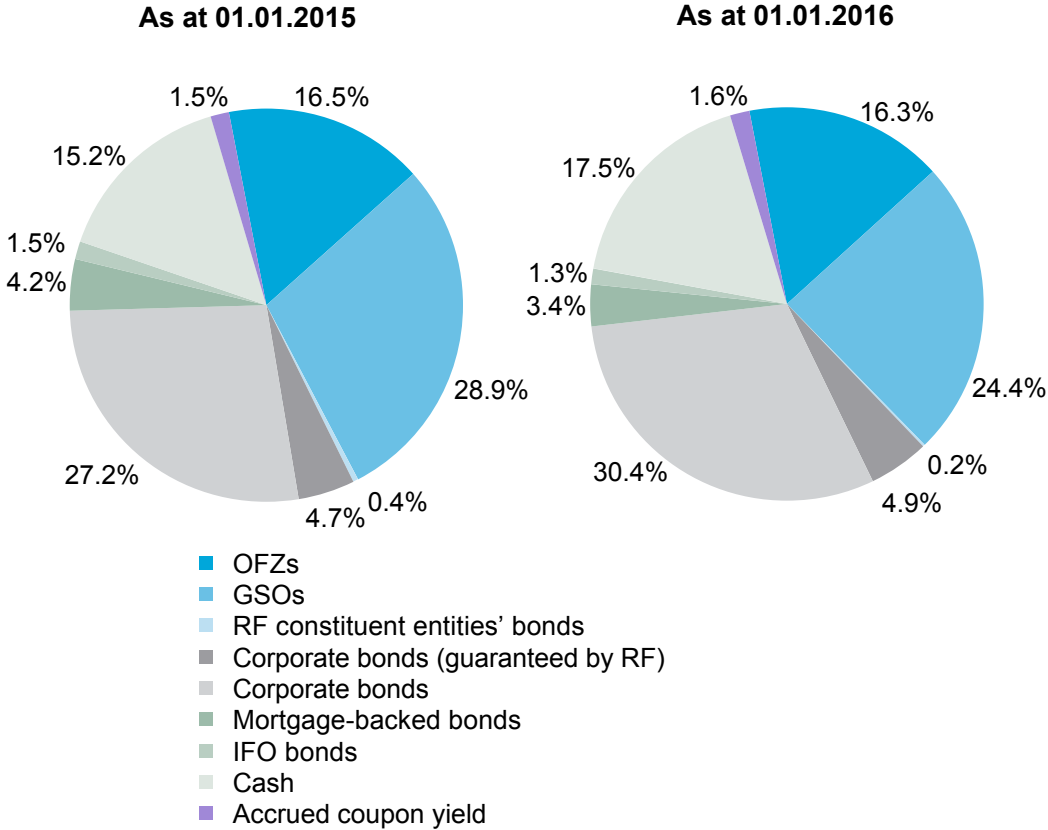
Seeking to repay in Q1 2016 to the RF Pension Fund the funds required to honour the applications of the ensured citizens wishing to switch to a non-governmental pension fund or opting for an investment portfolio of an asset management company, Vnesheconombank conducted in 2015 six deposit auctions that resulted in RUB 325bn worth of deposits with credit institutions, which is a 21.70 % increase on the previous year (RUB 267bn). An average weighted interest rate on the deposits was running at 11.21% (in 2014, 11.7%).

The total non-government bonds in the extended investment portfolio (at market



value, accrued coupon income excluded) grew over 2015 from RUB 710.2bn to RUB 796.7bn. The funds invested in 2015 in non-government bonds totaled RUB 136.2bn at market value as at the date of purchase (accrued coupon income excluded). In particular, Vnesheconombank invested RUB 99bn worth of funds of the extended portfolio (at par value) in the bonds of PJSC UES, OJSC Russian Railways, FSUE Post of Russia, PJSC ROSSETI, PJSC KAMAZ and OJSC VEB-Leasing.

**Extended investment portfolio, %**



At year-end, the extended investment portfolio return made 13.15% p.a. The bulk of income on the extended portfolio was from accrued coupon payments on non-government bonds and GSOs, as well as from positive revaluation of OFZs.

**Government Securities Portfolio**

In conformity with the investment declaration of the government securities portfolio, pension savings may be invested in government ruble- and foreign currency-denominated securities, Russian corporate bonds backed by state guarantees of the Russian Federation, as well as deposited in ruble and foreign currency accounts with credit institutions.

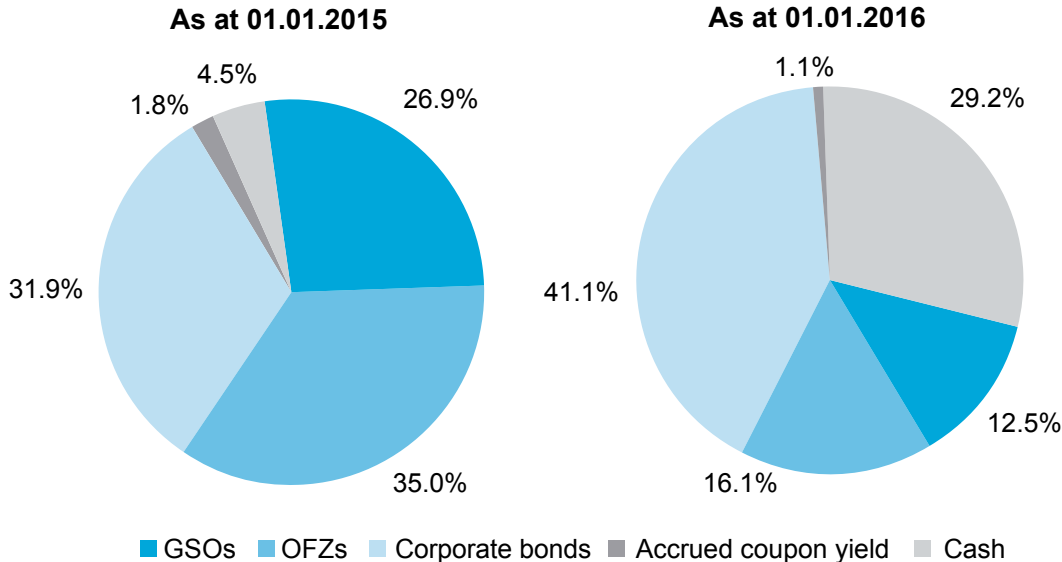
Over the period under review, the market value of the government securities portfolio more than doubled: from RUB 10.5bn to RUB 22.7bn.

In 2015, the RF Pension Fund transferred to SMC in trust RUB 12.9bn worth of funds to form the government securities portfolio, with RUB 3.1bn worth of funds repaid to the RF Pension Fund.

Seeking to earn a higher return on the government securities portfolio than that on the government bonds, Vnesheconombank acquired, at market value (accrued coupon income excluded), RUB 6.0bn worth of corporate bonds backed by state guarantees of the Russian Federation. As a result, the share of such bonds in the government securities portfolio as at year-end amounted to 41.1% against 31.9% as at 01.01.2015.

Based on the reporting year results, the return on the government securities portfolio made 15.31% p.a. A major factor behind the increase in the return on investment was a positive revaluation of OFZs: RUB 581.7mn.

**Government securities investment portfolio, %**



***Trust Management of Payment Reserve Resources and Pension Savings of Insured Citizens Entitled to a Term Pension Payment***

In 2015, the RF Pension Fund transferred to Vnesheconombank RUB 2,166mn worth of payment reserve resources and RUB 321.2mn worth of pension savings of insured citizens entitled to a term pension payment, to be held in trust and to form the respective portfolios. The funds repaid to the RF Pension Fund under the portfolios mentioned amounted to RUB 219.5mn and RUB 45.2mn, respectively.

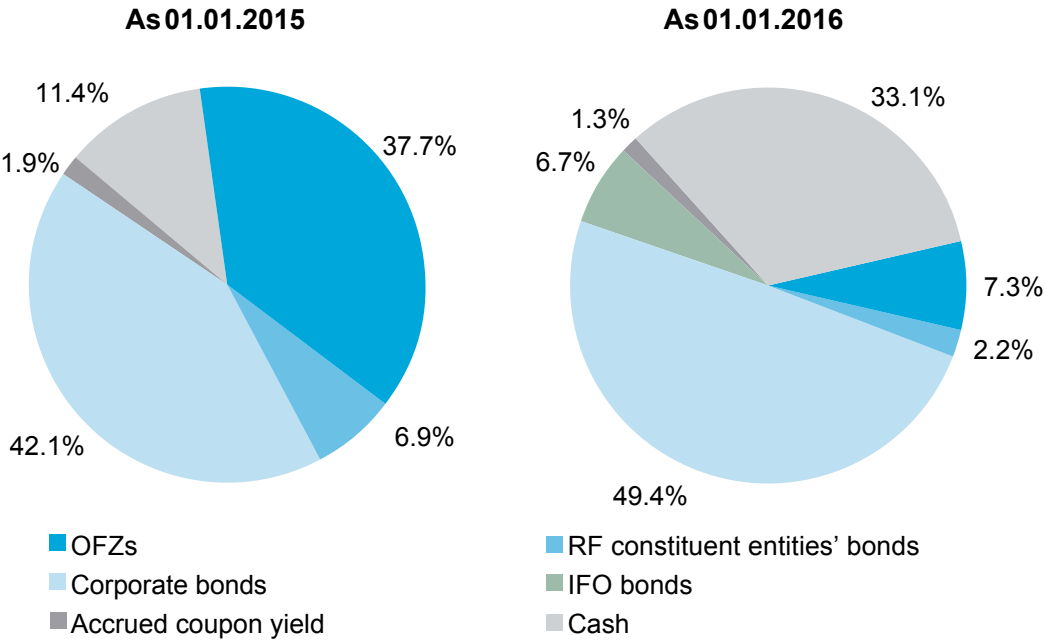
The payment reserve portfolio (at market value) increased in the reporting period from RUB 2,562.5mn to RUB 4,916.1mn. The term pension payment portfolio grew from RUB 247.7mn to RUB 565mn.

The major challenges of managing the portfolios in 2015 were to prevent their depreciation and ensure liquidity.

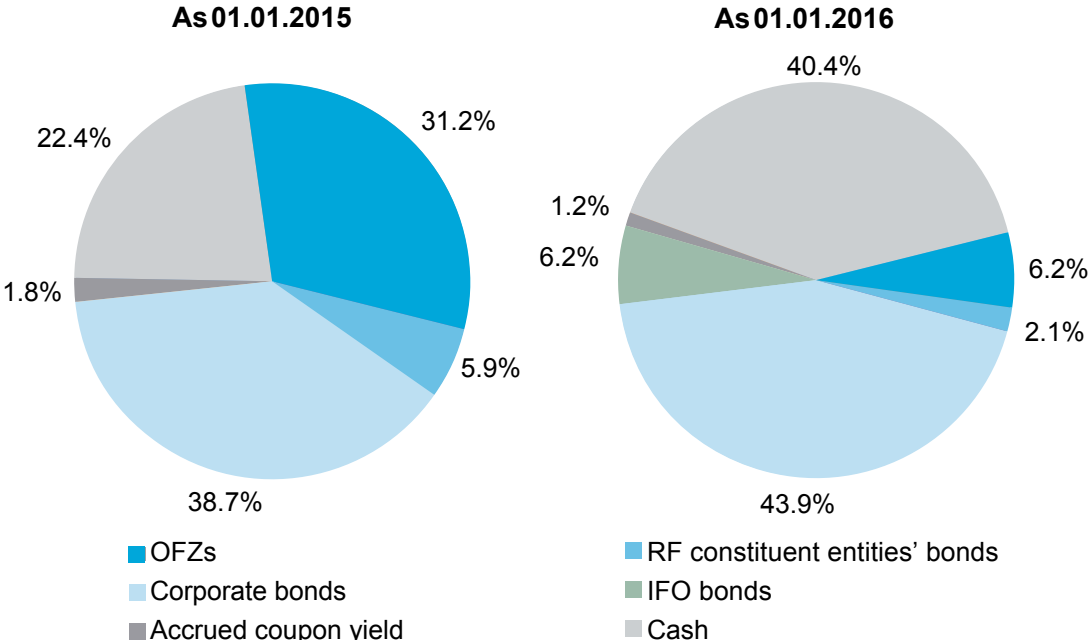
The share of top-quality and higher yield corporate bonds (as compared to OFZs) and bonds of Russian constituent entities in the payment reserve and term pension payment portfolios increased from 49.03% to 58.27% and from 44.58% to 52.18%, respectively.

At year-end, the return on the payment reserve and term pension payment portfolios made 11.59% p.a. and 11.28% p.a., respectively.

**Payment reserve portfolio, %**



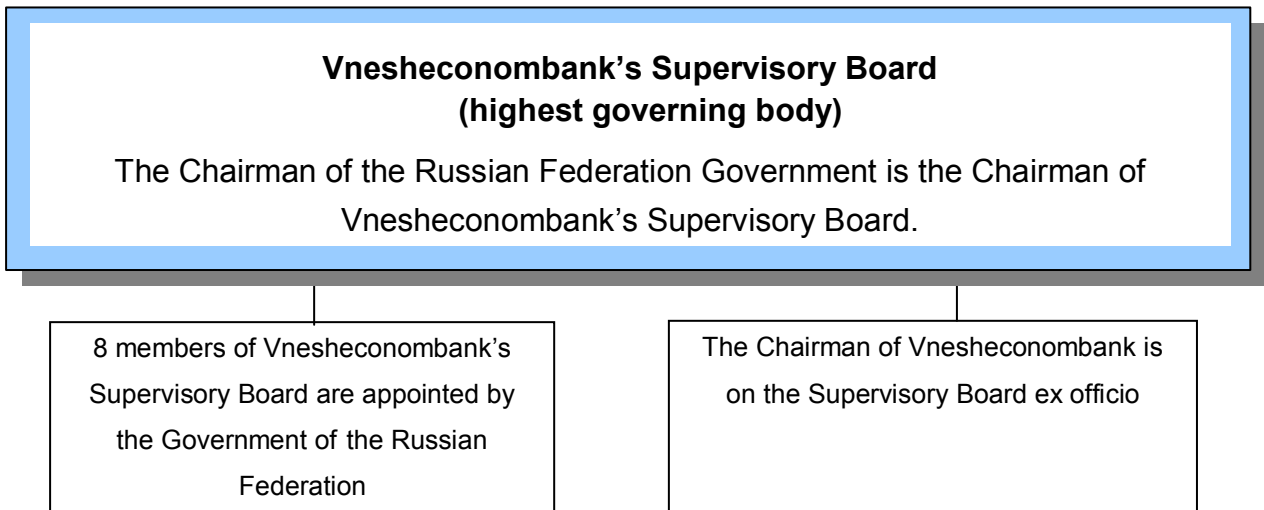
**Term payment pension portfolio, %**



## 6. SYSTEM OF GOVERNANCE

### 6.1" Governing Bodies

In compliance with the Federal Law "On Bank for Development", Vnesheconombank's governing bodies consist of the Supervisory Board, the Management Board and the Chairman of Vnesheconombank. The functions, powers and operating procedures of Vnesheconombank's governing bodies are regulated by the Federal Law "On Bank for Development" and the Bank's regulations on governing bodies.



The scope of functions of Vnesheconombank's Supervisory Board include defining the major areas of the Bank's activities, approving the Bank's revenues/expenditures plan (budget) and the Bank's annual report, approving an independent external auditor to perform mandatory annual audit of the Bank's annual financial statements.

In 2015, **23** meetings of the Supervisory Board were held and **145** issues scrutinized

The matters falling within the competence of the Supervisory Board are subject to preliminary consideration by the Task Force on Considering the Materials for the Meetings of Vnesheconombank's Supervisory Board, the Personnel and Remuneration Committee under Vnesheconombank's Supervisory Board and the Exports and Foreign Economic Strategy Committee under Vnesheconombank's Supervisory Board.

**Vnesheconombank's Management Board  
(collective executive body)**

The Chairman of Vnesheconombank superintends  
the Management Board activities

8 members of Vnesheconombank's  
Management Board are appointed by  
the Supervisory Board

The Chairman of Vnesheconombank is  
on the Management Board ex officio

In 2015,  
**237** meetings of  
Vnesheconombank's  
Management Board were  
held and **964** issues  
scrutinized

The Management Board within its competence  
prepares and submits for approval of the Bank's  
Supervisory Board proposals relating to  
Vnesheconombank's major business lines and the  
Bank's investment and financial parameters.

**Chairman of Vnesheconombank  
(sole executive body)**

Manages the Bank's day-to-day operations

Vnesheconombank's Chairman is appointed to office by the President of the Russian Federation on the nomination of the Chairman of the Russian Federation Government.

With a view to supporting the activities of Vnesheconombank's executive bodies, collective working bodies give preliminary consideration to the issues that come within the competences of the Bank's executive bodies and prepare the relevant recommendations.

These include Committee for Strategic Development, Credit Committee, Budget Committee, Committee for Assets/Liabilities Management, Risk Management Committee, Situational Committee, Information and Communication Technology Committee and Committee for Trust Management of Pension Savings.

## **6.2" Risk Management System**

The risk management system employed at Vnesheconombank is a complex of regulatory, methodological, managerial and IT solutions designed to secure financial sustainability of the Bank.

The procedures applied to risk management include the external environment analysis, identification and assessment of various types of banking risks, setting limits and restrictions, compliance control, and providing the Bank's management with updated information and analytical reports to ensure timely and adequate managerial decision-making.

The level of the credit risks assumed by Vnesheconombank is assessed based on the financial analysis of the counterparties, collateral quality and other parameters of transactions exposed to credit risk.

Credit risk management also includes a set of measures to monitor and limit the level of risks assumed both on specific operations and on a consolidated basis.

To manage the market risks, Vnesheconombank, on a daily basis, calculates and monitors the market risk of its marketable securities portfolio and open currency positions. To assess the market risk and set risk limits, the Bank employs such methods as value-at-risk (VaR), sensitivity analysis and stress testing. For a consolidated risk assessment, the VEB Group uses the sensitivity analysis as the primary instrument. On a regular basis, risk exposure computed based on the VaR methodology is verified by back-testing.

The liquidity, interest rate and currency risk management is part of the Bank's general asset/liability management procedure and aimed at maintaining a well-balanced structure of assets and liabilities, including in terms of cash inflows and outflows, and interest rate and currency rate sensitivity.

To control the cash inflow and outflow balance in terms of maturities and amounts, the Bank calculates liquidity gaps adjusted for scheduled transactions, potential deviation of transaction details from contractual terms and conditions, as well financial market changes.

In order to assess and control the impact of interest rate and currency fluctuations on its financial performance, the Bank, on a regular basis, uses the scenario analysis method, monitors interest rate gaps in terms of maturities and currencies, open positions for each currency and the Bank's overall open currency position.

Operational risk management is secured by strict regulation of the Bank's business processes, as well as by hedging.

All rules and regulations applicable to business processes are subject to mandatory approval by the respective structural units of Vnesheconombank including the unit responsible for risk management.

On an annual basis, Vnesheconombank concludes agreements on complex insurance against fraud and liability insurance, which include complex insurance of the Bank's assets, cyber and computer crime insurance, as well as professional liability insurance.

In the reporting period, Vnesheconombank together with Oliver Wyman, a consulting firm, implemented a project aimed at enhancing the operational risk management process. In compliance with the project, the approaches to assessment of and control over major operational risks were upgraded and a new operational risk management methodology was developed.

In 2015, the Bank continued to upgrade a regulatory and methodological framework of the risk management system employed by the Bank and its subsidiaries. As a result, a number of new regulatory documents were developed and approved (e.g., Methodology for Calculating Economic Capital of Vnesheconombank, a revised version of the Provision on Risk Management at Vnesheconombank), and significant amendments were made to some current documents (e.g., Operational Risk Management Procedure at Vnesheconombank, Business Continuity Management Concept at Vnesheconombank, etc.).

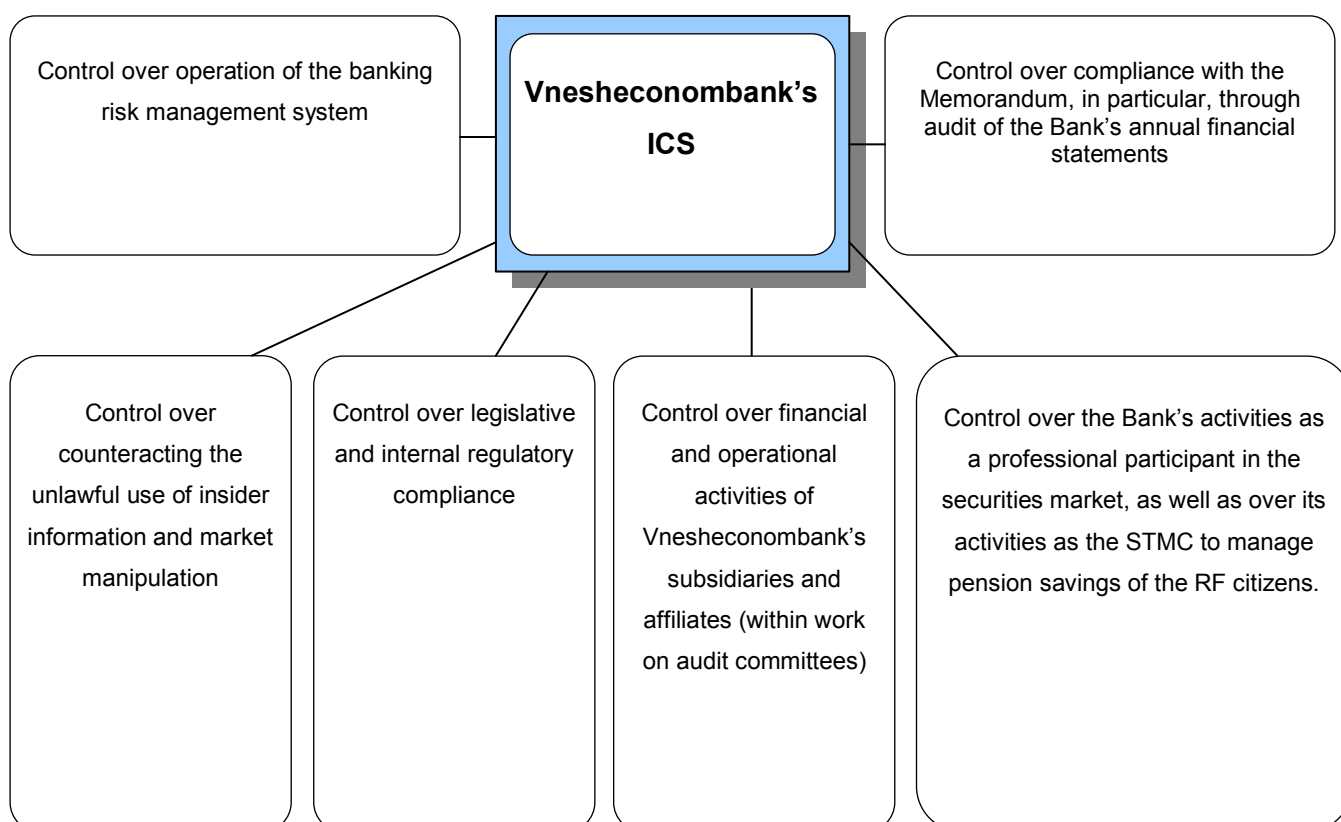
Furthermore, Vnesheconombank places an increased focus on upgrading the IT base of its risk management system. To this end, a set of measures were taken in 2015 to automate the procedures for asset/liability and financial risk management, monitoring the limits set, as well as modernize the existing software modules of the risk management system.

### 6.3. Internal Control System

Being an integral part of its governance, Vnesheconombank's internal control system embraces all of its business areas and is designed to ensure its financial and operational efficiency, compliance with the legislation, regulations governing its activities and in-house regulations, as well as established procedures and delegated powers in order to prevent a conflict of interest between Vnesheconombank's subdivisions and/or employees.

The Internal Control Service (ICS) is a structural subdivision accountable to the Supervisory Board and, in terms of its day-to-day activities, to the Chairman of the Bank.

The Head of ICS is appointed by the Supervisory Board of Vnesheconombank.



On a continuous basis, ICS exercised control in the year under report over compliance with the Memorandum through monitoring critical business processes by such business lines as the Bank's credit and investment operations, risk management and activities in financial markets.

In 2015, ICS carried out 21 reviews (full scope audits, limited scope audits, and inspections) as part of the internal audit of Vnesheconombank subdivisions.



Furthermore, ICS conducted 45 financial and economic audits of Vnesheconombank's subsidiaries and affiliates.

The ICS's reviews and audits comprised follow-up control over efficiency and adequacy of the measures taken to rectify the faults detected earlier. ICS also ensured that the faults identified by external supervisory agencies were corrected.

Based on the audit of the VEB Group's 2014 Sustainability Report, ICS reviewed and confirmed information provided by Vnesheconombank and its 15 subsidiaries and included into the Report.

In compliance with the Russian President's Instruction Pr-3013 dd. 27.12.14 on improving operational efficiency of state-owned companies, and as required by Methodology Guidelines No. ISH-P13-4148 approved by the Russian Government on 24.06.15, ICS updated Vnesheconombank's regulatory documents applicable to the internal control system.

Seeking to enhance operational quality, ICS in 2015 developed 11 sets of techniques and 4 sets of standards for various areas of internal audit. Furthermore, ICS reviewed various technical procedures, orders and instructions drafted by the Bank's structural subdivisions.

As at 01.01.2016, the ICS staff had 6 certificates from the Russian Ministry of Finance authorizing them to engage in banking audit activities; 19 certificates from the FCSM/FFMS to engage in various activities in the securities markets; 1 ITIL certificate, 1 MBA diploma, 1 diploma of a professional accountant of the Institute of Professional Accountants and Auditors of Russia (IPAA) and one diploma in International Financial Reporting (DipIFR).

#### **6.4. The Bank's Organizational Structure and HR Management**

In 2015, seeking to streamline its organizational structure and headcount, Vnesheconombank carried out reorganization and a number of staffing measures in 14 stand-alone structural subdivisions, with 9 stand-alone structural subdivisions canceled and 7 new ones established.

As at 01.01.16, Vnesheconombank's organizational structure comprised 34 stand-alone structural subdivisions (as at 01.01.15, 36) and 17 representative offices in Russia and abroad.

The reporting year witnessed implementation of stage 1 of a work measurement system being introduced at Vnesheconombank: the work of three stand-alone structural subdivisions was measured and standardized.

In personnel training, the Bank in 2015 gave priority to increasing the employees' awareness of topical professional issues, maintaining an adequate proficiency level, developing skills to improve personal performance, boosting efficiency of intercultural communication when interacting with foreign partners, studying best international practices and sharing experience in core business activities.

Traditionally, the Bank has been employing various training formats, in particular, external training, corporate training (including remote training), self-study and experience exchange. In the year under report, 1,985 (96.1%) employees of the Bank took training, primarily, in the form of massive e-learning.

The most popular and attended training programs were those focusing on the central issues of accounting and taxation, jurisprudence and HR management.

A key element of Vnesheconombank's social policy is organization of voluntary medical insurance programmes for its employees, their relatives, and retirees – members of the Bank's Retiree Council. A package programme of voluntary medical insurance based on the Bank/employee co-investment principles provides the insured persons with a comprehensive spectrum of medical services.

Vnesheconombank has a long-established tradition of congratulating its retirees - members of the Retiree Council on the Victory in the Great Patriotic War. Thus, the Bank organized a banquet and a ceremony to award some of the retirees the Best Employee of Vnesheconombank Lapel Badge.

In August 2015, Vnesheconombank and its subsidiaries' employees with their families took part in the Partners of the 21st Century sporting event. The annual event is aimed at teambuilding and fostering team spirit, creating favourable corporate climate and encouraging family values.

## **6.5. Developing and introducing the Bank's CSR System**

Integration of the corporate social responsibility (CSR) principles into its activities and developing an efficient CSR system are crucial for the Bank's successful operation as a financial development institution striving to ensure social and economic well-being of the society and improve the environment.

In 2015, the Bank completed the implementation of its Corporate Social Responsibility Strategy for 2012-2015 with the following results:

- The Bank formulated its approach to incorporating the responsible finance principles into lending and investment operations as designed to increase environmental and social risk management efficiency of the projects financed;
- The Bank joined the world's largest sustainability initiatives: the UN Global Compact (UNGC) and UNEP Finance Initiative (UNEP FI);
- The Bank ramped up the work of the UNEP FI's Russian network headed by Vnesheconombank since 2013;
- The Bank developed the Corporate Environmental Policies designed to mitigate negative environmental impacts of its business and administrative activities;
- The Bank continued publishing the VEB Group's annual sustainability report and building up a liaison network with its stakeholders in the course of sustainability report preparation.

When performing the functions of a financial development institution, Vnesheconombank pays special attention to promoting the sustainable development principles among the business community. To this end, the Bank primarily engages in the work of the UN Global Compact, the United Nations' only CSR and sustainability programme for business, which over 15 years has come to comprise more than 13,000 companies, financial and investment institutions and organizations from 170 countries.

Vnesheconombank chairs the UN Global Compact Network Russia and performs functions related to the Network's operations on the national and global level, as well as to its institutional development and expansion of outreach. Vnesheconombank also ensures multilateral interaction of the Russian Network with representatives of the UNGC's 88 national networks and Global Compact Headquarters in New-York. Based on the year 2015 results, the UNGC Governance attached the highest possible status – Advanced Level Network – to the Russian Network under the chairmanship of Vnesheconombank. In its capacity of the Network Chair, Vnesheconombank in 2015 ensured representation of Russian delegations at such UNGC's international events as, in particular, Global Compact + 15: business as a force for good (New York, USA),

Business and Climate Summit (Paris, France), the sixth session of the Conference of the States Parties to the United Nations Convention against Corruption (St. Petersburg, Russia), etc.

In January 2015, Vnesheconombank approved its Corporate Environmental Policy designed to reduce negative environmental impact of the Bank's operations at each level, including procurement procedures, resource utilization and waste management. Practically, the environmental policy principles will be applied as part of the annual plans for environmental measures the first of which was implemented in 2015. Based on the results of the Green Office 2015 event organized by the Moscow Department for Nature Management and Environmental Protection, Vnesheconombank was among the winners.

Vnesheconombank was the first among Russian financial institutions to introduce the responsible finance practice into its lending and investment activities thus having reaffirmed its commitment to the sustainability principles. The Bank has had its Responsible Finance Policy approved and Methodology for Environmental and Social Assessment of Investment Projects drafted. According to the Methodology, the preliminary evaluation stage includes environmental and social screening of all investment projects, comprehensive environmental and social assessment of the projects incurring high risks, as well as an action plan to avoid the risks detected.

In 2015, expanding its cooperation with UNEP FI, Vnesheconombank procured translation into Russian and localization of the UNEP FI Guide to Banking & Sustainability that addresses practical issues of adopting the sustainability and responsible finance approaches to banking.

To further integrate sustainability principles in its activities, Vnesheconombank approved in 2015 a Sustainability Road Map. According to the Map, the Bank is to press ahead with its efforts that have proved to be efficient in terms of the CSR Strategy implementation. Furthermore, the Map sets a number of new objectives that would help the Bank perform its functions of a financial development institution more efficiently.

Seeking to raise awareness among a broad spectrum of stakeholders of Vnesheconombank and the VEB Group members' contribution to the sustainability goals, Vnesheconombank, in 2015, published the VEB Group's sustainability report in compliance with the new version of the Global Reporting Initiative Guidelines (GRI, G-4). A high preparation quality of the Report was acknowledged in various Russian and international contests. Based on the results of the MICEX and RCB Media Group XVIII Annual Contest of Annual Reports, Vnesheconombank's Sustainability Report 2014 won the first prize in the nomination Best Corporate Social Responsibility Report and

became a gold winner of the MarCom Awards-2015 administered and judged by the Association of Marketing and Communication Professionals (AMCP, USA).

### ***Corporate Volunteering Initiatives***

Vnesheconombank invariably places a strong emphasis on corporate volunteering. The Bank's volunteering programmes are aimed at extending aid to specialized children institutions, social institutions for the elderly, children in need of expensive medical treatment, healthcare providers, and the Russian Orthodox Church.

In 2015, the Bank and VEB Group's employees took part in 20 corporate volunteering events including:

- Four blood donor initiatives with the participation of more than 200 employees of Vnesheconombank and the VEB Group (some 250 liters of blood donated to the little patients at the Dmitry Rogachev Federal Scientific and Clinical Centre for Pediatric Hematology, Oncology and Immunology);

- First environmental tree planting initiative in the Losinyi Ostrov Park (more than 600 saplings planted);

- Aid to pupils at the Orthodox Secondary School for Orphan Girls under the auspices of the St.-Nicolas Nunnery in Privolzhsk, Ivanovo Region ;

- Purchase of sportswear for pupils at the "Gnezdysenko" foster house in Smolensk and a specialized exerciser for physical development of children with cerebral palsy at a social centre in Kolomna; landscaping and playgrounds for patients at children's psychiatric hospital No. 11 in Mednoe-Vlasovo, Schelkovo District, Moscow Region;

- Volunteer help with the World of the Deaf charity festival in Sokolniki and Heartfelt Bazaar in Expocenter.

## **6.6. Information Policy**

Underlying the Bank's information policy are the principles of maximum communication openness and transparency. Press statements on VEB's official website together with financial and non-financial reports provide the wider public with complete and up-to-date information on key events and major developments at the Bank.

In 2015, the major focus of Vnesheconombank's information policy was on support for projects designed to boost import substitution and new high-tech industrial production, as well as projects with considerable export potential. Also in the spotlight was the Bank's progress in providing exporters of high-tech and non-primary products with comprehensive support and, in particular, establishing its subsidiary - the Russian Export Center.

Russia-24 TV channel regularly aired Development Projects television programme highlighting major investment projects delivered with Vnesheconombank's support. In the year under report, 36 episodes of this programme were broadcasted. Furthermore, a number of major media projects were delivered to highlight Vnesheconombank's contribution to accomplishing priority objectives of state dimension, in particular, an awareness-raising campaign for selecting a pension scheme.

A prominent place in the news content devoted to Vnesheconombank's activities was given to raising awareness among target audience of the Bank's role in bolstering Russia's political and economic presence in the Asia Pacific and developing Russia's Far East. A number of media publications addressed Vnesheconombank's cooperation with financial institutions from the People's Republic of China and agreements reached on the allocation of funds to deliver large projects in Russia's key industries that have a considerable export potential.

Vnesheconombank's stronger presence in social media is evidenced by an increase of social network users from 5 to 6 million over the reporting year. It may largely be attributable to the use of state-of-the-art solutions to present information, including video content and infographics.

Traditionally, major forums and exhibitions, both in Russia and abroad, have served as an effective means for raising awareness of the operations conducted by Vnesheconombank as a development institution. To illustrate, the Bank had its display stands at the St. Petersburg International Economic Forum and Open Innovations Forum in Moscow. Furthermore, the Bank took an active part in the first Eastern Economic Forum in Vladivostok.

## 6.7. IT Infrastructure

In 2015, IT infrastructure upgrade comprised modification of the existing, as well as development and introduction of the new software and systems designed to provide solutions for various business areas of Vnesheconombank.

In the reporting year:

- Vnesheconombank's payment infrastructure was upgraded and, in particular, connected to the Bank of Russia's new service for exchange of financial messages with credit institutions;
- Vnesheconombank's Processing Centre System was connected to the National System of Payment Cards with a view to effecting transactions in Russia via MasterCard and Visa cards issued by Russian banks;
- The State Guarantee information analysis system was upgraded in terms of developing a report form for the state guarantees of the Russian Federation issued by Vnesheconombank when performing the functions of the Agent for the Russian Government to issue and perform state guarantees;
- An automated system was developed to collect, analyze and classify information about non-resident customers with regard to the preparation of reports to be filed with foreign taxation authorities;
- Processes relating to the Bank's depository activities were automated;
- A system was developed to make the real-time calculations of key statistical indicators pertaining to Vnesheconombank's trade operations in financial markets; additional information services of the Moscow Exchange were enabled;
- To summarize data to be further fed to a single information system for the state defence order, Vnesheconombank upgraded the existing and developed new software;
- To enable straight-through processing for documents, increase processing rate and reduce risks when exercising currency control, a computer-assisted system for processing and automated loading of currency control documents received via the Bank – Customer system was developed;
- In order to comply with the new accounting requirements imposed by the Bank of Russia on credit institutions and by authorized agencies on the reporting forms to be filed with the Federal State Statistics Service, Bank of Russia and Pension Fund of the Russian Federation.

In the reporting year, seeking to enhance the system for counteracting legalization of illicit gains and terrorism financing, the Bank computerized the process designed to detect transactions that are subject to mandatory control and subsequently notify them to an authorized agency. Furthermore, considering enhanced standards for

international compliance control, Vnesheconombank proceeded to design application software for automated verification of outgoing cross-border payments for any participants who are under international sanctions.



## 7. VNESHECONOMBANK'S 2015-2020 DEVELOPMENT STRATEGY: PROGRESS IN 2015

In October 2014, the Bank's Supervisory Board approved Vnesheconombank's Development Strategy 2015-2020 (the Strategy). The Strategy sets out approach to building the loan portfolio that stipulates its division into two portfolios: a portfolio of development bank's project loans and a portfolio of special project loans.

Vnesheconombank's Strategy performance indicators 2015:

### Vnesheconombank's loan portfolio

**RUB 2,432.8bn**

above the Strategy targets at year-end 2015 (RUB 1,950 – 2,100bn)

### Development bank's portfolio


**RUB 1,355.5bn**

above the Strategy targets at year-end 2015 (RUB 925 – 1,000bn)

### Special project portfolio

**RUB 1,077.3bn**

within the Strategy targets at year-end 2015 (RUB 1,025 – 1,100bn)



The Bank's Strategy outlined the strategic necessity for enhancing financial and guarantee support for the Russian exporters and foreign importers of high-tech products of Russian origin. However, due to the sanctions imposed and overall unfavourable economic and geopolitical situation, the Bank could not fully meet the significant challenges.

## Export support loan portfolio

RUB **86.6** bn

below the Strategy target at year-end 2015 (RUB **145bn**) by 40.2%

## Export support guarantee portfolio <sup>6</sup>

RUB **397.5** bn

above the Strategy target at year-end 2015 (RUB 125bn) by 218.0%

Enhanced access to finance for small and medium enterprises (SMEs) is defined by the Strategy as one of Vnesheconombank's major priorities.

As at 01.01.2016, the amount of loans extended to SMEs reached RUB **105.7bn**, thus exceeding by 5.7% the Strategy target (RUB **100bn**).

The Strategy specifies the target amounts of funds to be raised – market borrowings and state aid – at the end of 2015. State aid includes capital increase of Vnesheconombank, public finance on favourable terms and guarantees on Vnesheconombank's borrowings. As per the Strategy, the main channels of state aid are the resources of federal budget, the National Wealth Fund and the Bank of Russia raised on favourable terms.

### Funds raised

RUB **2,518.6**bn

within the Strategy targets at year-end 2015 (RUB 2,415 – 2,580 bn)

### State aid

RUB **950.6**bn

below the Strategy targets at year-end 2015 (RUB **1,290 – 1,455bn**)

### Market borrowings

RUB **1,568.0**bn

above the Strategy target at year-end 2015 (RUB **1,125bn**)

At the end of 2015, the public funds and the funds of the Bank of Russia raised on favourable terms were considerably lower than the Strategy target (by 34.6% as compared to the upper range limit defined by the Strategy).

Funds raised on capital markets exceeded the Strategy target by 39.4% at the end of the reporting period.

---

<sup>6</sup> The above-mentioned guarantee support to exports includes the contingent liabilities assumed by Vnesheconombank under the USD 10bn guarantee issued to secure the obligations of EXIAR under the agreements designed to provide insurance support to exports.

Under the sanctions regime, and therefore inability of borrowing on foreign capital markets, Vnesheconombank placed bonds in the domestic market totaling RUB 15bn. Furthermore, the Bank refinanced the domestic bond issues with a face value of RUB 79.0bn and USD 500.0mn.

### ***Vnesheconombank's 2015-2020 Strategy Action Plan: Progress in 2015***

The Strategy adopted at the end of 2014 was backed by an Action Plan constituting a portfolio of strategic initiatives (the Bank's programmes, projects and measures) aimed at accomplishing the Strategy's tasks and goals.

The initiatives cover the Bank's various business lines. These include investment project financing, support for exports and international business, SME support and development, integrated territorial development and modernization of single-industry towns. The Plan also envisages measures designed to upgrade the risk management system, form the funding base for Strategy implementation, etc.

By the end of 2015, 18 out of 97 Plan items were fully realized, with 2 of them ahead of schedule.

The unrealized projects and measures will be worked through in 2016.

More details about Vnesheconombank's activities by priority lines in compliance with the Strategy are to be found in the respective sections of the Report.

## **8. VNESHECONOMBANK'S ACTIVITIES RELATED TO SCO IBC AND BRICS INTERBANK COOPERATION MECHANISM**

In 2015, Vnesheconombank chaired the Shanghai Cooperation Organization Inerbank Consortium (SCO IBC) and the BRICS Interbank Cooperation Mechanism (BRICS ICM).

At XI meeting of the SCO IBC Council held in July 2015 in Ufa, the heads of member-banks adopted a Joint Statement on the occasion of the 10<sup>th</sup> anniversary of SCO IBC drafted by Vnesheconombank. The document summarizes joint activities of the SCO IBC member-banks over the past period and specifies the areas and priorities of further cooperation.

A major highlight of the year was the first joint Financial Forum of BRICS and SCO organized by Vnesheconombank. The Forum brought together representatives of SCO, BRICS and G20 financial institutions, business and academic circles, public authorities. The participants discussed the role of financial institutions in promoting regional development and innovations, supporting sustainable development and ensuring social stability.

At the annual meeting of the heads of the BRICS ICM partner-banks, a Memorandum of Intent for cooperation with the New Development Bank (NDB) was signed, which declares the willingness of the BRICS ICM partner-banks to cooperate with NDB and sets out the major principles and parameters of such cooperation.

Furthermore, in 2015 the BRICS ICM partner-banks announced the establishment of working groups on national currency lending, innovations and high technologies, staff training and experience exchange. The first meetings of the above working groups were held in the reporting year.

## 9. VNESHECONOMBANK'S PARTICIPATION IN NCOs

At the end of 2015, Vnesheconombank participated in more than 40 Russian and international associations, unions, partnerships and other non-commercial organizations, the bulk of which are focused on encouraging economic growth and investments and assist the Bank in performing its professional activities along different business lines. Such membership enables the Bank to establish new business contacts, efficiently exchange experience and promote cooperation with partners and bolster the Bank's image of a leading development institution.

### Major NCOs in which Vnesheconombank is a participant/member as at 01.01.2016 (by business lines)

Developing trade and economic relations	World Economic Forum
	Russo-British Chamber of Commerce
	Moscow Chamber of Commerce and Industry
	Italian-Russian Chamber of Commerce
	Russian International Affairs Council
	Norwegian-Russian Chamber of Commerce
	Franco-Russian Dialogue Association
	Russian Union of Industrialists and Entrepreneurs (All-Russian Association of Employers)
	International Chamber of Commerce - The World Business Organization
	Institutional Investors Roundtable
Fostering and improving business relationships	Russian-American Council for Business Cooperation (Non-Profit Association of Legal Entities)
	Russian-Chinese Business Council
	Russian-Arab Business Council
	Russian-American Business Council
	Association of Russian Banks
	Dialogue Forum Non-Profit Partnership
	Russian Finance and Banking Union
	CIS Finance and Banking Council (Non-Profit Partnership for Cooperation between CIS Member-States)
	Russian Public Relations Association – RASO (Non-Profit Partnership)

Creating favourable conditions for the development of innovation process	Foundation for Development of the Centre for New Technologies Development and Commercialization (Non-Profit Organization)
	Fund to Operate the Financial Aid Program for Innovation Projects of Skolkovo Foundation (Non-Profit Organization)
Co-financing projects	Association of Development Financing Institutions in Asia and the Pacific (ADFIAP)
	National Coordination Center for Developing Economic Cooperation with the Countries of Asia-Pacific Region (Non-Profit Partnership)
	The Latin American Association of Development Financing Institutions)
Supporting development of micro, small and medium enterprises, single-industry municipalities	Montreal Group
	Foundation for Development of Single-Industry Towns (Non-Profit Organization)
Developing and using professional standards in the securities market	National Stock Association (Self-Regulating Non-Profit Organization)
	National Association of Securities Market Participants (Self-Regulating Non-Profit Organization)
	International Capital Market Association
	Professional Association of Registrars, Transfer Agents and Depositories
Developing standards and regulations for conducting transactions in the payment services market	Association of MasterCard Participants (before 13.05.2013 - Association of the Russian Members of Europay)
	Russian National SWIFT Association
	National Payments Council (Non-Profit Partnership)

## **10. CHARITABLE ACTIVITIES AND SPONSORSHIP**

Traditionally, Vnesheconombank provides charitable support to social and healthcare institutions, veterans' and handicapped persons' organisations, financially disadvantaged citizens, as well as initiatives designed to preserve cultural heritage and protect environment.

Also, the Bank acts as a sponsor of large-scale cultural, educational and sporting events, Russian and international economic forums, conferences and exhibitions.

### ***Healthcare and Social Support***

In 2015, the Bank further engaged in healthcare support programmes initiated a few years earlier. Specifically, in 2015 the Bank supported a number of specialized healthcare institutions and organisations: Research Institute of Rheumatology named after V.A. Nasonova, the Blokhin Cancer Research Center, Chair of Urology at the Department for General Medicine of the Moscow State Medical and Dental University named after A.I. Evdokimov under Russia's Ministry of Health, the First Hospice for Children with Cancer, and Moscow Regional Psychoneurological Hospital for Children with Central Nervous System Disorders.

For a number of years, Vnesheconombank has been a sponsor of the Sunny Day initiative. In 2015, young patients from the Research Institute of Child Oncology and Hematology visited the "Tinderbox" performance after Hans Christian Andersen tale at the Moscow Puppet Theatre.

### ***Culture and Education***

Under sponsor support of Vnesheconombank, the Museums of the Moscow Kremlin hosted an exhibition "Boris Godunov: From Servant to Tsar of All Russia". The exposition featured about 150 exhibits including unique icons, book miniature, jewellery and armory.

The Bank also sponsored the exhibition "Caravaggio and His Followers" at the Pushkin State Museum of Fine Arts. The visitors could enjoy 50 masterpieces by famous West European artists of XVII – XVIII centuries.

A major cultural highlight was an exhibition "Contemporaries of the Future: Jewish Artists in Russian Avant-Garde 1910 – 1980" sponsored by Vnesheconombank. The exhibition showed over 130 pictures by 34 artists of the XX century.

In 2015, as part of its culture and education charitable efforts, the Bank supported Moscow Pyotr Fomenko Workshop Theatre, St-Petersburg Mariinsky Academy of Young Singers, Boris Eifman Dance Academy.

The Bank allocated funds for educational scholarships to the most gifted students from Lomonosov Moscow State University, Financial University, Higher School of Economics and Moscow State Institute of International Relations.

Alongside that, the Bank continued financing of Vladimir-Suzdal State Museum. In 2015, the Bank's funds were earmarked for the priority works on preservation of the unique Khrapovitsky country estate in Muromtsevo.

### ***Sports***

Over the years, Vnesheconombank has been promoting Russian sports through its support to the Russian Hockey Federation, Russian Football Union, All-Russia Volleyball Federation, All-Russia Swimming Federation, Professional Rugby League, Russian Dance Sport Union, etc.

### ***Support for Russian Orthodox Church***

Seeking to preserve spiritual and historical heritage, the Bank allocates funds for the needs of the Russian Orthodox Church on an annual basis.

The Bank charitably supported the Holy Trinity - St. Sergius Lavra. It also continued financing the construction and finishing works at the Centre of Spiritual Development of Children and Youth at the Moscow Danilov Monastery.

Apart from this, the Bank continued rendering beneficent aid to the Russian Orthodox Church abroad. Funds were allocated to the Russian Orthodox Church Parish of Reverend Sergius of Radonezh in Johannesburg (Republic of South Africa), the Mission of Patriarch of Moscow and All Russia in the Czech Republic, for the construction of the Russian Orthodox Church of All Saints in Strasbourg (France) and the orthodox friary in Hetzendorf (Germany).

Besides, Vnesheconombank financially supported shooting of the documentary "Reverend Serafim Sorovski", with its premiere screening on 1 August 2015 – the natal day of the reverend.

### ***Environment Protection***

In the reporting year, Vnesheconombank provided charitable support for environmental projects of the Belovezhskaya Pushcha National Park, State Environment Institution "National Park "Pripyatsky" and Autonomous Non-Profit Organization "Eurasian Centre for Leopard Preservation".



### ***Economic Forums, Conferences and Exhibitions***

The major international events sponsored by Vnesheconombank in 2015 include St. Petersburg International Economic Forum and the first Eastern Economic Forum.

The Bank was a partner in Moscow International Forum for Innovative Development "Open Innovations", Sochi-2015 International Investment Forum, Krasnoyarsk Economic Forum.

Also, the Bank acted as a partner in several major exhibitions. These include the EXPO 2015 Universal Exhibition in Milan, the International Aviation and Space Salon "MAKS-2015" in Zhukovsky, the MVMS-2015 International Navy Show in St. Petersburg, the International Industrial Trade Fair "INNOPROM-2015" in Yekaterinburg and the Moscow Forum and exhibition "Transport Week 2015".

## **11. ACCOUNTING AND REPORTING**

Pursuant to Federal Law No. 82-FZ “On Bank for Development” dated 17 May 2007, Vnesheconombank organises its accounting procedure in accordance with the accounting and reporting rules established for the Russian banks, with due regard for certain accounting specifics provided for Vnesheconombank by the CBR.

Over 2015, the Bank engaged in accounting procedure in line with the Accounting Rules to Apply to Banks on the Territory of the Russian Federation, as approved by CBR Directive No. 385-P dated 16 July 2012.

In accordance with the Tax Code of the Russian Federation, Vnesheconombank pays taxes in Russia and is registered with Interregional Tax Inspectorate for Major Taxpayers No. 9 of the Federal Tax Service.

Pursuant to Federal Law No. 208-FZ “On Consolidated Financial Statements” dated 27 July 2010 and other federal laws, the Bank prepares and publishes its annual financial statements in conformity with the international financial reporting standards.

## Addresses and Telephones of Representative Offices

### Representative Offices Abroad

#### Great Britain, London

Representative Office of Vnesheconombank in the United Kingdom of Great Britain and Northern Ireland

53 Chandos Place, London, WC2N 4 HS, UK

tel: +44 207 812-6466

fax +44 207 812-6666

e-mail: vebuk@veb.ru

#### India, New-Delhi

Representative Office of Vnesheconombank in the Republic of India, New-Delhi

Plot EP-15, Dr. Jose P. Rizal Marg, Chanakyapuri, New Delhi -110021, India

tel: +91 11 2412-1282

fax: + 91 11 2412-1577

e-mail: vebindia@veb.ru

#### India, Mumbai

Representative Office of Vnesheconombank in the Republic of India, Mumbai

Shop No. 11, Arcade Ground Floor, World Trade Center,

Cuffe Parade, Colaba, Mumbai 400005, India

tel: +91 22 2218-2705

fax: +91 22 2218-5845

e-mail: vebmumbai@veb.ru

#### Italy, Milan

Representative Office of Vnesheconombank in the Italian Republic

8, Piazzale Principessa Clotilde, Milano, 20121, Italy

tel: +39 02 653-625

fax: +39 02 655-1697

e-mail: vebitaly@veb.ru

### China, Beijing

Representative Office of Vnesheconombank in the People's Republic of China  
20A, CITIC Building, 19, Jianguomenwai dajie, Beijing, 100004, China  
tel: +86 10 6592-8905  
fax: +86 10 6592-8904  
e-mail: vebchina@veb.ru

### USA, New York

Representative Office of Vnesheconombank in the United States of America  
777 Third Avenue, Suite 29B, NY 10017, New York, USA  
tel: +1 212 421-8660  
fax: +1 212 421-8677  
e-mail: vebusa@veb.ru

### Germany, Frankfurt-am-Main

Representative Office of Vnesheconombank in the Federal Republic of Germany  
Taunusanlage 1, 60329, Frankfurt, Germany  
tel: +49 69 272-219700  
fax: +49 69 272-219729  
e-mail: vebgermany@veb.ru

### France, Paris

Representative Office of Vnesheconombank in the French Republic  
24, Rue Tronchet, 75008 Paris, France  
tel.: +33 1 40 07-1976  
fax: +33 1 40 07-0718  
e-mail: vebfrance@veb.ru

### Swiss Confederation, Zurich

Representative Office of Vnesheconombank in the Swiss Confederation  
Talstrasse, 58, 8001 Zurich, Switzerland  
tel: +41 44 213-6642  
fax: +41 44 213-6645  
e-mail: vebch@veb.ru

## [RSA, Johannesburg](#)

Representative Office of Vnesheconombank in the Republic of South Africa  
2024, 2<sup>nd</sup> fl., Chelsea Place, 138 West Street, Sandton, Johannesburg, RSA  
tel: +27 11 783-3425  
fax: +27 11 784-4688  
e-mail: [vebsar@veb.ru](mailto:vebsar@veb.ru)

## [Representative Offices in the Russian Federation](#)

### [Representative Office in St. Petersburg](#)

Area of Responsibility – North-Western Federal District  
38/4, Letter A, Nevsky Avenue, St. Petersburg, 191186  
tel: +7 (812) 438-80-60  
fax: +7 (812) 438-80-61  
e-mail: [vebspb@veb.ru](mailto:vebspb@veb.ru)

### [Representative Office in Khabarovsk](#)

Area of Responsibility – Far-Eastern Federal District  
26a, Turgenev Street, Khabarovsk, 680000  
tel: +7 (4212) 46-21-90  
fax: +7 (4212) 46-21-93  
e-mail: [dvfo@veb.ru](mailto:dvfo@veb.ru)

### [Representative Office in Yekaterinburg](#)

Area of Responsibility – Ural Federal District  
4, Letter A, Karl Libknecht Street, Yekaterinburg, 620075  
tel: +7 (343) 371-43-43  
fax: +7 (343) 371-43-43  
e-mail: [uralfo@veb.ru](mailto:uralfo@veb.ru)

### [Representative Office in Pyatigorsk](#)

Area of Responsibility – North-Caucasian Federal District  
49, Krayniy Street, Pyatigorsk, 357500  
tel: +7 (8793) 36-37-09  
fax: +7 (8793) 36-37-20  
e-mail: [skfo@veb.ru](mailto:skfo@veb.ru)

### [Representative Office in Krasnoyarsk](#)

Area of Responsibility - Siberian Federal District

3, Letter A, Vesna Street, Krasnoyarsk, 660135

tel: +7 (391) 276-16-70

fax: +7 (391) 276-16-70

e-mail: [sfo@veb.ru](mailto:sfo@veb.ru)

### [Representative Office in Rostov-on-Don](#)

Area of Responsibility – Southern Federal District

83/48, Letter A, B. Sadovaya Street, Rostov-on-Don, 344006

tel: +7 (863) 299-40-99

fax: +7 (863) 299-41-15

e-mail: [yufo@veb.ru](mailto:yufo@veb.ru)

### [Representative Office in Nizhny Novgorod](#)

Area of Responsibility – Volga Federal District

10/16, office 601, Alekseevskaya Street, Nizhny Novgorod, 603005

tel: +7 (831) 233-39-02

fax: +7 (831) 233-39-03

e-mail: [pfo@veb.ru](mailto:pfo@veb.ru)

## **Russian Export Center: 2015 Activity Report**

The Russian Export Center (the Center) is a joint-stock company established as part of Vnesheconombank's structure to provide exporters with a specialized one-stop-shop of financial and non-financial support including liaison with the respective ministries and agencies.

The establishment of the Center was mandated by the Government of the Russian Federation, with the decision to institute the joint-stock company approved by Vnesheconombank's Supervisory Board on 13 April 2015.

The Center was officially registered as a fully owned subsidiary of Vnesheconombank on 21 April 2015.

The Center started its operation upon the enactment of Federal Law No. 185-FZ dd. 29 June 2015, "On Amendments to Federal Law 'On Bank for Development' and Article 970, Part Two of the Civil Code of the Russian Federation".

In 2015, the Center was evolving against the backdrop of the economic slowdown both in Russia and worldwide. Devaluation of the ruble against major global currencies increased the competitive edge of the Russian goods on external markets. Along with the ongoing fall in prices for primary goods on global markets, it allowed to shift the national focus onto the non-resource exports as a window of opportunity to support the Russian economy.

The primary goal of the Center is to become a specialized customer service providing Russian exporters with comprehensive support and delivering targeted solutions to promote specific export projects. The Center is emerging as a key institution of state support and non-resource export development in Russia.

The three major objectives facing the Center are:

- Export diversification;
- Enabling growth of exports and the number of exporters;
- Boosting efficiency of the export support system.

As part of its project support, the Center offers a package of non-financial and financial services. The Center's project support services and products embrace all the stages of the export life cycle, in particular: export decision-making - pre-export preparation - negotiation and conclusion of export contracts - production of goods, works and services for export – documentation of goods, works and services for export – delivery of goods, works and services for export – completion of export procedures.

In 2015, the Center as directed by the RF Government identified its priority industries: car manufacturing, mechanical engineering, agricultural complex (with an

accent on high value-added products), microelectronics and IT. Furthermore, special attention is paid to medium-sized and growth IT companies.

The Center takes a pro-active approach to developing infrastructure for promotion of Russian goods and services on external markets. In particular, the Center contemplates sending its representatives to Russian trade offices abroad. On 4 December 2015, the Center signed an agreement with Russia's Ministry of Economic Development on the employment terms and procedures applicable to the Center's employees assigned to work at trade offices of the Russian Federation.

The priority states in the focus of the Center's activities include the Republic of Kazakhstan, the Republic of Tajikistan, China, India, Vietnam, Iran, RSA, Austria, Argentina and France.

Furthermore, as part of its project efforts to promote the Russian exports abroad, the Center organized and held five business missions (in Belarus, Kazakhstan, China, Vietnam, Russia and India) for twelve Russian companies falling within the scope of the Center's activities.

Seeking to ensure favourable conditions for foreign economic development of business entities in Russia's regions and delivering joint projects in cooperation with regions, the Center has begun to actively promote its services in regions and built a flexible model of regional presence based on the export potential of Russian constituent entities and efficiency of the existing support infrastructure.

At year-end 2015, the Center received from exporters 540 applications for support. More than 200 applications were granted, with the systemic support in export project promotion provided, including individual support plans signed with 27 companies for 38 projects. As at the end of 2015, the Center's overall project portfolio approximated to USD 2bn. The major industries that benefited from such support were mechanical engineering (24%), fuel and energy sector (15%), agricultural complex (12%) and IT (14%). In terms of export destinations, Asia, CIS, Africa and South America prevailed.

Over 2015, EXIAR (a fully owned subsidiary of the Center) concluded 233 insurance and reinsurance agreements totaling USD 6.57bn worth of supported insured exports, demonstrating a 33% increase on the previous year in terms of the contract number and a 69% increase – in terms of the export turnover supported. The major industries that received support were power and electrical engineering (19%), air and space craft (19%), metallurgy (16%), railway transport (13%) and fertilizers (11%). Predominant export destinations included Europe, CIS, Latin America and Asia.



The EXIAR's most popular products were inward reinsurance, buyer's credit and trade credit insurance.

Furthermore, EXIAR actively supported small and medium enterprises (SMEs). As at the end of 2015, 61 SMEs received USD 90mn worth of support.

Being a part of the Center, Roseximbank in 2015 increased its export loan portfolio to RUB 20.6bn (a more than 130% increase on 2014) ensuring support for some 120 export projects with the total value exceeding RUB 120bn. Support was rendered, primarily, in chemical industry (27%), railway transport (27%) and metallurgy (18%), with Europe, CIS and Asia being the main export destinations.

The bank's customers gave preference to the programme of support for high-tech exports. More than half of financing extended to exporters and foreign customers was accounted for by this programme.

In H1 2015, the bank developed and launched a standard line of credit and guarantee products to support non-resource exports. The product line has become very popular among both Russian exporters and foreign customers.

**Translation from the Russian original**

**Auditor's Report and Consolidated Financial  
Statements of State corporation "Bank for  
Development and Foreign Economic Affairs  
(Vnesheconombank)" and its subsidiaries for  
the year ended 31 December 2015**

**April 2016**

**Auditor's Report and Consolidated Financial Statements of  
State corporation "Bank for Development and  
Foreign Economic Affairs (Vnesheconombank)"  
and its subsidiaries**

**Translation from the Russian original**

<b>Contents</b>	<b>Page</b>
Auditor's report	3
Attachments	
Statement of Management's Responsibility for the Preparation and Approval of the Consolidated Financial Statements	5
Consolidated statement of financial position	6
Consolidated statement of profit or loss	7
Consolidated statement of comprehensive income	8
Consolidated statement of changes in equity	9
Consolidated statement of cash flows	10
Notes to consolidated financial statements	
1. Principal activities	12
2. Basis of preparation	15
3. Reclassification of comparatives	17
4. Major subsidiaries	19
5. Summary of accounting policies	23
6. Significant accounting judgments and estimates	49
7. Business combinations	51
8. Segment information	54
9. Operations with the Russian Government, its authorized institutions and the Bank of Russia	58
10. Agency operations	61
11. Cash and cash equivalents	61
12. Financial assets at fair value through profit or loss	62
13. Financial assets pledged under repurchase agreements	64
14. Amounts due from banks	65
15. Derivative financial instruments	66
16. Assets and disposal groups classified as held for sale	67
17. Loans to customers	69
18. Net investments in leases	75
19. Investment financial assets	76
20. Amounts due from the Russian Government	79
21. Investments in associates and jointly controlled entities	80
22. Property and equipment	82
23. Taxation	84
24. Other impairment and provisions	87
25. Other assets and liabilities	87
26. Amounts due to banks	90
27. Amounts due to customers	91
28. Debt securities issued	93
29. Finance lease liabilities	98
30. Equity	99
31. Commitments and contingencies	102
32. Interest income and expense	105
33. Net fee and commission income	105
34. Gains less losses from investment financial assets available for sale	106
35. Other operating income and expenses	106
36. Risk management	107
37. Fair value measurement	136
38. Transferred financial assets and assets held or pledged as collateral	149
39. Offsetting of financial instruments	152
40. Related party transactions	154
41. Capital adequacy	161
42. Subsequent events	162



Tel: +7 495 797 56 65  
Fax: +7 495 797 56 60  
reception@bdo.ru  
www.bdo.ru

BDO Unicon AO  
Section 11, Build. 1,  
125, Warshavskoe shosse,  
Moscow, 117587, Russia

Translation from the Russian original

## AUDITOR'S REPORT

### To the Supervisory Board of the state corporation "Bank for Development and Foreign Economic Affairs (Vnesheconombank)"

#### Audited Entity

State corporation "Bank for Development and Foreign Economic Affairs (Vnesheconombank)" (Vnesheconombank) is registered by Department of the Federal Tax Service for the City of Moscow on 8 June 2007; Main State Registration Number 1077711000102.

Registered office: 9 Prospekt Akademika Sakharova, Moscow, 107996, Russia.

#### Auditor

BDO Unicon Aktsionernoe Obshchestvo (BDO Unicon AO)

Registered by Tax Inspectorate No. 26 of the RF Ministry of Taxation in the Southern Administrative District of the City of Moscow, Certificate of Registration No. 1037739271701.

Registered office: 11/1, 125 Warshavskoye Shosse, Moscow, 117587, Russian Federation.

BDO Unicon AO is a member of the professional audit association Self-regulated organisation of auditors "Audit Chamber of Russia" (Association) (Main State Registration No. 10201018307 in the State Register of Auditors and Audit Organisations).

Authority to sign the Auditor's Report rests with Denis A. Taradov, Partner, by way of Power of Attorney No. 7-01/2016-БДО of 1 January 2016.

We have audited the accompanying consolidated financial statements of Vnesheconombank and its subsidiaries ("the Group"), which comprise the consolidated statement of financial position as at 31 December 2015, the consolidated statement of profit or loss, consolidated statement of comprehensive income, consolidated statement of changes in equity and consolidated statement of cash flows for the year then ended, and explanatory notes to the consolidated financial statements for the year ended 31 December 2015 which comprise a summary of significant accounting policies and other explanatory information.

#### Audited Entity's Responsibility for the Consolidated Financial Statements

Management of Vnesheconombank is responsible for the preparation and fair presentation of these consolidated financial statements in accordance with International Financial Reporting Standards and legislation of the Russian Federation in respect of the preparation of the consolidated financial statements, and for the internal control system necessary for the preparation of consolidated financial statements that are free from material misstatement, whether due to fraud or error.

#### Auditor's Responsibility

Our responsibility is to express an opinion on these consolidated financial statements based on our audit. We conducted our audit in accordance with Federal Standards on Auditing and International Standards on Auditing. Those standards require that we comply with ethical requirements and plan and perform the audit to obtain reasonable assurance about whether the consolidated financial statements are free from material misstatement.

## Translation from the Russian original

An audit involves performing procedures to obtain audit evidence about the amounts and disclosures in the consolidated financial statements. The audit procedures selected depend on the auditor's judgment, including the assessment of the risks of material misstatement of the consolidated financial statements, whether due to fraud or error. In making those risk assessments, the auditor considers internal control relevant to the entity's preparation and fair presentation of the consolidated financial statements in order to design audit procedures that are appropriate in the circumstances, but not for the purpose of expressing an opinion on the effectiveness of the entity's internal control.

An audit also included evaluation of the appropriateness of accounting policies used and the reasonableness of accounting estimates made by management of the audited entity, as well as evaluation of the overall presentation of the consolidated financial statements.

We believe that the audit evidence we have obtained is sufficient to provide a basis for our audit opinion.

## Opinion

In our opinion, the consolidated financial statements present fairly, in all material respects, the financial position of Vnesheconombank and its subsidiaries as at 31 December 2015, and their financial performance and cash flows for the year then ended in accordance with International Financial Reporting Standards and legislation of the Russian Federation in respect of the preparation of the consolidated financial statements.

## Emphasis of Matter

Without qualifying our opinion, we draw attention to Note 36 to the consolidated financial statements which describes the Group's liquidity deficit for the term up to 1 year as at 31 December 2015. Measures taken by management to maintain financial stability of the Group are described in Note 2 to these consolidated financial statements. The ability of the Group to continue as a going concern depends, to a significant extent, upon implementation of these measures and obtaining of other forms of financial support.

## Other Matter

The consolidated financial statements for the year ended 31 December 2014 were audited by another auditor who expressed an unmodified opinion on those consolidated financial statements on 29 April 2015.

BDO Unicon AO

This translation is true and correct

D.A. Taradov  
Partner

19 April 2016

Total number of pages bound: 160



## Statement of Management's Responsibility for the Preparation and Approval of the Consolidated Financial Statements for the Year Ended 31 December 2015

The following statement, which should be read in conjunction with the independent auditor's responsibilities stated in the auditor's report is made with a view to distinguishing the respective responsibilities of management of the Group of state corporation «Bank for Development and Foreign Economic Affairs (Vnesheconombank)» (the Group) and those of the independent auditor in relation to the Group's consolidated financial statements.

The Group's management is responsible for the preparation of the consolidated financial statements that present fairly the financial position of the Group as at 31 December 2015, the results of its operations, cash flows and changes in equity for the year then ended, in accordance with International Financial Reporting Standards (IFRS).

In preparing the consolidated financial statements, management is responsible for:

- Selecting suitable accounting principles and applying them consistently;
- Making judgments and estimates that are reasonable and prudent;
- Stating whether IFRS have been followed, subject to any material departures disclosed and explained in the consolidated financial statements; and
- Preparing the consolidated financial statements on a going concern basis, unless it is inappropriate to presume that the Group will continue in business for the foreseeable future.


Management is also responsible for:

- Designing, implementing and maintaining an effective and sound system of internal controls throughout in all Group divisions;
- Maintaining proper accounting records that disclose, with reasonable accuracy at any time, the financial position of the Group, and which enable them to ensure that the consolidated financial statements of the Group comply with IFRS;
- Maintaining statutory accounting records in compliance with legislation and accounting standards of the Russian Federation;
- Taking such steps as are reasonably available to them to safeguard the assets of the Group; and
- Detecting and preventing fraud and other irregularities.

On behalf of the Group's management the consolidated financial statements for the year ended 31 December 2015 were authorized for issue on 19 April 2016 by:

S.N. Gorkov

V.D. Shaprinskiy



Chairman of the Bank

Chief Accountant

Vnesheconombank

Russian Federation, Moscow

19 April 2016

**Consolidated statement of financial position**  
**As at 31 December 2015**  
*(in millions of Russian rubles)*

**Translation from the Russian original**

	Notes	2015	2014 (Restated)	2013 (Restated)
<b>Assets</b>				
Cash and cash equivalents	11	400,485	325,927	275,994
Precious metals		270	274	297
Financial assets at fair value through profit or loss	12	52,571	44,346	98,835
Financial assets lent and pledged under repurchase agreements	13	78,010	103,681	31,106
Amounts due from banks	14	53,480	129,358	124,879
Non-current assets held for sale	16	137,173	6,790	2,502
Loans to customers	17	2,580,297	2,251,203	1,612,556
Net investment in leases	18	343,060	380,763	234,483
Investment financial assets:	19			
- available for sale		390,844	368,717	442,334
- held to maturity		27,546	21,447	764
Amounts due from the Russian Government	20	511	400	241
Subordinated loans to banks	14	50,419	48,940	308,936
Investments in associates and jointly controlled entities	21	9,960	10,892	10,473
Property and equipment	22	68,872	58,257	53,902
Income tax assets	23	11,258	7,508	5,209
Other assets	25	177,671	127,317	111,447
<b>Total assets</b>		<b>4,382,427</b>	<b>3,885,820</b>	<b>3,313,958</b>
<b>Liabilities</b>				
Amounts due to banks	26	1,019,417	1,010,540	686,521
Financial liabilities at fair value through profit or loss	15	2,834	2,670	946
Amounts due to the Russian Government and the Bank of Russia	9	706,392	559,278	980,980
Liabilities of disposal groups held for sale	16	69,018	188	–
Amounts due to customers	27	642,316	508,728	403,292
Debt securities issued	28	1,179,895	983,145	603,319
Finance lease liabilities	29	105,898	89,785	24,435
Subordinated deposits	9	102,128	303,015	–
Income tax liabilities	23	10,532	7,329	4,795
Provisions	24	14,790	6,445	1,457
Other liabilities	25	48,350	36,132	31,354
<b>Total liabilities</b>		<b>3,901,570</b>	<b>3,507,255</b>	<b>2,737,099</b>
<b>Equity</b>				
Authorized capital	30	445,571	418,069	388,069
Additional paid-in capital		150,498	138,170	138,170
Retained earnings / (uncovered loss)		(154,176)	(169,021)	54,744
Unrealized revaluation of investment financial assets available for sale		35,308	(13,940)	(10,491)
Foreign currency translation reserve		(877)	976	958
<b>Equity attributable to the Russian Government</b>		<b>476,324</b>	<b>374,254</b>	<b>571,450</b>
Non-controlling interests		4,533	4,311	5,409
<b>Total equity</b>		<b>480,857</b>	<b>378,565</b>	<b>576,859</b>
<b>Total equity and liabilities</b>		<b>4,382,427</b>	<b>3,885,820</b>	<b>3,313,958</b>

S.N. Gorkov

Chairman of the Bank

V.D. Shaprinskiy

Chief Accountant

19 April 2016

*The accompanying notes 1 to 42 are an integral part of these consolidated financial statements.*

**Consolidated statement of profit or loss**  
**For the year ended 31 December 2015**  
*(in millions of Russian rubles)*

**Translation from the Russian original**

	Notes	2015	2014 (Restated)
Interest income	32	325,292	280,335
Interest expense	32	(258,273)	(180,046)
<b>Net interest income</b>		<b>67,019</b>	<b>100,289</b>
Provision for impairment of interest-earning assets	14, 17, 18	(292,852)	(314,127)
<b>Net interest expense after provision for impairment of interest-earning assets</b>		<b>(225,833)</b>	<b>(213,838)</b>
<b>Net fee and commission income</b>	33	<b>9,141</b>	<b>8,122</b>
Gains less losses from financial instruments at fair value through profit or loss		7,951	6,317
Gains less losses from investment financial assets available for sale	34	(28,390)	(16,657)
Gains less losses from foreign currencies:			
- dealing		3,520	(2,093)
- translation differences		1,754	(32,863)
Gains less losses on initial recognition of financial instruments, restructuring and early repayment	16, 17	(12,940)	75,596
Share in net loss of associates and jointly controlled entities	21	(6,548)	(1,714)
Dividends		9,176	8,713
Government subsidies	9, 16	330,289	(17,690)
Other operating income	35	28,044	23,185
<b>Non-interest income</b>		<b>332,856</b>	<b>42,794</b>
Payroll and other staff costs		(24,642)	(24,604)
Occupancy and equipment		(8,432)	(7,371)
Depreciation of property and equipment	22	(3,812)	(3,048)
Taxes other than income tax		(5,265)	(5,171)
Other provisions and provisions for impairment of other assets	24	(21,279)	(11,936)
Other operating expenses	35	(37,512)	(30,694)
<b>Non-interest expense</b>		<b>(100,942)</b>	<b>(82,824)</b>
<b>Profit/(loss) before income tax and hyperinflation effect</b>		<b>15,222</b>	<b>(245,746)</b>
Loss on net monetary position resulting from hyperinflation		–	(1,327)
<b>Profit/(loss) before income tax</b>		<b>15,222</b>	<b>(247,073)</b>
Income tax expense	23	(282)	(2,583)
<b>Profit/(loss) for the reporting year</b>		<b>14,940</b>	<b>(249,656)</b>
<b>Attributable to:</b>			
- the Russian Government		16,489	(249,024)
- non-controlling interests		(1,549)	(632)
		<b>14,940</b>	<b>(249,656)</b>

S.N. Gorkov

Chairman of the Bank

V.D. Shaprinskiy

Chief Accountant

19 April 2016



**Consolidated statement of comprehensive income**  
**For the year ended 31 December 2015**  
*(in millions of Russian rubles)*

**Translation from the Russian original**

	<b>Notes</b>	<b>2015</b>	<b>2014</b>
<b>Profit/(loss) for the reporting year</b>		<b>14,940</b>	<b>(249,656)</b>
<b>Other comprehensive income/(loss)</b>			
<i>Other comprehensive gain/(loss) to be reclassified to profit or loss in subsequent periods</i>			
Change in unrealized gains/(losses) on investment financial assets available for sale, including reclassification of such gains/(losses) to profit or loss due to impairment and/(or) disposals	30	50,528	(3,657)
Translation differences		(1,832)	127
Income tax relating to components of other comprehensive income	23	(1,263)	193
<b>Net other comprehensive income/(loss) to be reclassified to profit or loss in subsequent periods</b>		<b>47,433</b>	<b>(3,337)</b>
<b>Other comprehensive income/(loss) for the reporting year, net of tax</b>		<b>47,433</b>	<b>(3,337)</b>
<b>Total comprehensive income/(loss ) for the reporting year</b>		<b>62,373</b>	<b>(252,993)</b>
<b>Attributable to:</b>			
- the Russian Government		64,318	(252,442)
- non-controlling interests		(1,945)	(551)
		<b>62,373</b>	<b>(252,993)</b>

S.N. Gorkov

V.D. Shaprinskiy

19 April 2016

Chairman of the Bank

Chief Accountant

**Consolidated statement of changes in equity**  
**For the year ended 31 December 2015**  
*(in millions of Russian rubles)*

**Translation from the Russian original**

	Authorized capital	Additional paid-in capital	Attributable to the Russian Government Retained earnings / (uncovered loss)	Unrealized revaluation on investment assets available for sale	Foreign currency translation reserve	Total	Non-controlling interests	Total equity
<b>31 December 2013</b>	<b>388,069</b>	<b>138,170</b>	<b>54,744</b>	<b>(10,491)</b>	<b>958</b>	<b>571,450</b>	<b>5,409</b>	<b>576,859</b>
Loss for the period	–	–	(249,024)	–	–	(249,024)	(632)	(249,656)
Other comprehensive income/(loss)	–	–	–	(3,440)	22	(3,418)	81	(3,337)
<b>Total comprehensive income/(loss) for the period</b>	<b>–</b>	<b>–</b>	<b>(249,024)</b>	<b>(3,440)</b>	<b>22</b>	<b>(252,442)</b>	<b>(551)</b>	<b>(252,993)</b>
Contribution of the Russian Government (Note 30)	30,000	–	–	–	–	30,000	–	30,000
Gain on initial recognition of Russian Government funds (Note 9)	–	–	25,240	–	–	25,240	–	25,240
Subsidiaries acquired (Note 7)	–	–	–	–	–	–	(586)	(586)
Change in interest in existing subsidiaries (Note 7)	–	–	19	(9)	(4)	6	47	53
Dividends from subsidiaries	–	–	–	–	–	–	(8)	(8)
<b>31 December 2014</b>	<b>418,069</b>	<b>138,170</b>	<b>(169,021)</b>	<b>(13,940)</b>	<b>976</b>	<b>374,254</b>	<b>4,311</b>	<b>378,565</b>
<b>31 December 2014</b>	<b>418,069</b>	<b>138,170</b>	<b>(169,021)</b>	<b>(13,940)</b>	<b>976</b>	<b>374,254</b>	<b>4,311</b>	<b>378,565</b>
Profit/(loss) for the period	–	–	16,489	–	–	16,489	(1,549)	14,940
Other comprehensive income/(loss)	–	–	–	49,256	(1,427)	47,829	(396)	47,433
<b>Total comprehensive income/(loss) for the period</b>	<b>–</b>	<b>–</b>	<b>16,489</b>	<b>49,256</b>	<b>(1,427)</b>	<b>64,318</b>	<b>(1,945)</b>	<b>62,373</b>
Contribution of the Russian Government (Note 30)	27,502	12,328	–	–	–	39,830	–	39,830
Subsidiaries acquired (Note 7)	–	–	–	–	–	–	(858)	(858)
Change in interest in existing subsidiaries (Note 7)	–	–	(1,644)	(8)	(426)	(2,078)	3,030	952
Dividends from subsidiaries	–	–	–	–	–	–	(5)	(5)
<b>31 December 2015</b>	<b>445,571</b>	<b>150,498</b>	<b>(154,176)</b>	<b>35,308</b>	<b>(877)</b>	<b>476,324</b>	<b>4,533</b>	<b>480,857</b>

S.N. Gorkov

V.D. Shaprinskiy

19 April 2016

Chairman of the Bank

Chief Accountant

**Consolidated statement of cash flows**  
**For the year ended 31 December 2015**  
*(in millions of Russian rubles)*

**Translation from the Russian original**

	<b>Notes</b>	<b>2015</b>	<b>2014 (Restated)</b>
<b>Cash flows from operating activities</b>			
Profit/(loss) for the reporting year		14,940	(249,656)
<i>Adjustments:</i>			
Change in interest accruals		(48,010)	(78,045)
Impairment and other provisions	14, 17, 18, 24	314,131	326,063
Changes in unrealized revaluation of trading securities and derivative financial instruments		(4,604)	(3,230)
Government subsidies	9,16	(330,289)	17,690
Gains less losses from investment financial assets available for sale, net of impairment loss		979	629
Impairment of investment financial assets available for sale	19	27,411	16,028
Changes in translation differences		(1,754)	32,863
Gains less losses on initial recognition of financial instruments, restructuring and early repayment	16,17	12,940	(75,596)
Share in net loss of associates and jointly controlled entities	21	6,548	1,714
Loss on net monetary position resulting from hyperinflation		–	1,327
Depreciation and amortization		4,721	3,956
Deferred income tax	23	(1,899)	1,442
Other changes		(2,124)	(2,235)
<b>Cash flows from operating activities before changes in operating assets and liabilities</b>		<b>(7,010)</b>	<b>(7,050)</b>
<i>Net (increase)/decrease in operating assets</i>			
Precious metals		(8)	111
Financial assets at fair value through profit or loss		(20,605)	58,238
Amounts due from banks		(6,174)	2,542
Loans to customers		(90,527)	(368,974)
Net investment in leases		25,169	(17,436)
Amounts due from the Russian Government		(1)	(4)
Other assets		(17,585)	(18,361)
<i>Net increase/(decrease) in operating liabilities</i>			
Amounts due to banks, net of long-term interbank financing		(35,925)	6,680
Amounts due to the Russian Government and the Bank of Russia, net of long-term financing		141,971	134,503
Amounts due to customers		64,399	42,717
Debt securities issued		(3,810)	(20,423)
Finance lease liabilities		(8,092)	(3,812)
Other liabilities		363	1,906
<b>Net cash from/(used in) operating activities</b>		<b>42,165</b>	<b>(189,363)</b>

**Consolidated statement of cash flows**  
**For the year ended 31 December 2015 (continued)**  
*(in millions of Russian rubles)*

**Translation from the Russian original**

	Notes	2015	2014 (Restated)
<b>Cash flows from investing activities</b>			
Purchase of investment financial assets		(256,109)	(187,921)
Proceeds from sale and redemption of investment financial assets		281,351	167,273
Investments in associates and jointly controlled entities		(159)	29
Acquisition of subsidiaries, net of cash acquired	7	12	1
Purchase of property and equipment		(3,595)	(2,507)
Proceeds from sale of property and equipment		95	230
Purchase of investment property	25	(643)	(197)
Disposal of investment property	25	158	205
Subordinated loans repaid by Russian banks		–	278,992
		<u>21,110</u>	<u>256,105</u>
<b>Net cash from investing activities</b>			
<b>Cash flows from financing activities</b>			
Long-term interbank financing raised	26	22,245	217,318
Long-term interbank financing repaid	26	(191,775)	(182,050)
Long-term financing raised from the Bank of Russia		75,667	93,000
Long-term financing repaid to the Bank of Russia		(26,530)	(212,636)
Long-term financing repaid to the Russian Ministry of Finance		–	(278,992)
Placement of bonds	28	86,400	244,886
Redemption of bonds	28	(46,077)	(9,839)
Purchase of bonds issued by the Group		(48,847)	(47,640)
Proceeds from sale of previously purchased bonds		44,818	39,194
Change in interest in existing subsidiaries		1,173	53
Contributions to authorized and additional paid-in capitals from the Russian Government	30	39,830	30,000
Government grants and government assistance received	25	9,036	10,158
Dividends from subsidiaries		(5)	(8)
		<u>(34,065)</u>	<u>(96,556)</u>
<b>Net cash used in financing activities</b>			
Effect of changes in foreign exchange rates against the Russian ruble on cash and cash equivalents		49,482	79,747
		<u>78,692</u>	<u>49,933</u>
<b>Net increase in cash and cash equivalents</b>			
<b>Cash and cash equivalents, beginning</b>	11	<u>325,927</u>	<u>275,994</u>
<b>Cash and cash equivalents, ending</b>	11	<u>400,485</u>	<u>325,927</u>
<b>Cash and cash equivalents recognized within non-current assets classified as held for sale</b>	16	<u>4,134</u>	<u>–</u>

**Supplemental information:**

Income tax paid	(1,640)	(2,435)
Interest paid	(225,776)	(163,430)
Interest received	244,346	186,361
Dividends received	9,164	8,751

S.N. Gorkov

Chairman of the Bank

V.D. Shaprinskiy

Chief Accountant

19 April 2016

(in millions of Russian rubles)

## Translation from the Russian original

### 1. Principal activities

The Group of the state corporation "Bank for Development and Foreign Economic Affairs (Vnesheconombank)" comprises state corporation "Bank for Development and Foreign Economic Affairs (Vnesheconombank)" ("Vnesheconombank" or the "Bank"), subsidiary Russian banks and CIS-based banks, as well as subsidiary Russian and foreign companies (collectively, the "Group"). A list of major subsidiaries is presented in Note 4, and a list of associates is presented in Note 21.

Vnesheconombank was formed on 8 June 2007 pursuant to and in accordance with Federal Law No. 82-FZ dated 17 May 2007, "On Bank for Development" (the "Federal Law"), by means of reorganization of the Bank for Foreign Economic Affairs of the USSR ("Vnesheconombank of the USSR"), and is its legal successor. Vnesheconombank of the USSR was a specialized state bank of the Russian Federation servicing, in an agency capacity, the foreign debt and assets of the former USSR and the Government of the Russian Federation (hereinafter, the "Russian Government") and its authorized institutions.

In accordance with Federal Law No. 395-1 dated 2 December 1990, "On Banks and Banking Activity", as amended, Vnesheconombank performs banking operations as stipulated by the Federal Law. The Bank has no right to attract deposits from individuals. The legislation on banks and banking activity shall apply to the Bank only to the extent that it does not contradict the mentioned Federal Law, and is subject to certain specifics established by the Federal Law.

The main principles and areas of the Bank's activity are set out in the Federal Law and the Memorandum on Financial Policies of State Corporation "Bank for Development and Foreign Economic Affairs (Vnesheconombank)" approved by Resolution of the Russian Government No. 1007-r dated 27 July 2007 (extended by Resolutions No. 1170-r of the Government of the Russian Federation dated 15 July 2010 and No. 1316-r dated 25 July 2013). The Memorandum on Financial Policies (hereinafter, the "Memorandum") provides for the main areas of the Bank's investing and financing activities, stipulates quantitative limitations, conditions and criteria of specific operations. The Russian Government, by Resolution No. 2610-r dated 29 December 2012, approved amendments to the Memorandum setting out terms and procedures for providing financial support and guarantees to companies working on state defence contracts and involved in federal-level defence and security programs. In addition, the Memorandum was amended by adding a section on the formal process for Vnesheconombank to make decisions on investing pension savings in bonds covered by guarantees of the Russian Federation and bonds issued by Russian companies, which have been assigned a long-term credit rating for liabilities in the currency of the Russian Federation or in foreign currency not lower than Russia's sovereign rating for liabilities in the currency of the Russian Federation and foreign currency assigned by an international credit rating agency approved in accordance with the procedure established by the Russian legislation.

As a legislative initiative aimed at deoffshorization of the Russian economy, Resolution No. 16 of the RF Government dated 16 January 2015 "On amendments to certain acts of the RF Government" supplemented the Memorandum with a new paragraph under which Vnesheconombank can carry out transactions with counterparties of offshore zones included into a list approved by the RF Ministry of Finance only in the order approved by the Supervisory Board of Vnesheconombank.

The management bodies of the Bank are the Supervisory Board (chaired by the Prime Minister of the Russian Federation), the Management Board, and the Chairman of the Bank. In accordance with the Federal Law, the Chairman of the Bank is appointed by the President of the Russian Federation as proposed by the Prime Minister of the Russian Federation for a term which cannot exceed 5 years.

Vnesheconombank activities are aimed at overcoming infrastructure growth constraints, upgrading and promoting the economic sector for non-raw materials, encouraging innovation, exporting high-technology products, carrying out projects in special economic zones, environment protection projects, and supporting small and medium-sized enterprises. The Bank actively participates in large investment projects contributing to the development of infrastructure and high-technology industries of the real sector of the economy, as well as in investment projects aimed at the development of municipalities engaged in a single area of activity.

(in millions of Russian rubles)

## Translation from the Russian original

### 1. Principal activities (continued)

As detailed in Note 30, the Bank's authorized capital has been formed through asset contributions from the Russian Federation made under decisions of the Russian Government, including the contribution of state-owned shares of JSC "Russian Bank for Small and Medium Enterprises Support" ("SME Bank"), CJSC "State Specialized Russian Export-Import Bank" (EXIMBANK OF RUSSIA), the Federal Centre for Project Finance (FCPF), and long-distance electrical communication operator Public Joint-Stock Company Rostelecom (PJSC "Rostelecom") to the authorized capital.

Vnesheconombank performs the functions of an agent for the Russian Government for the purpose of accounting, servicing and repaying the foreign sovereign debt of the former USSR and the Russian Federation (including internal currency debt of the former USSR); accounting, servicing and repaying (using) government loans issued by the former USSR and the Russian Federation to foreign borrowers; collecting (recovering) debts from legal entities, constituent entities of the Russian Federation and municipal governments under cash liabilities to the Russian Federation; providing and executing state guarantees of the Russian Federation and monitoring projects implemented by the Russian Federation with involvement of international financial institutions.

Vnesheconombank performs the functions for an agent of the Russian Government under the Agreement entered into with the Ministry of Finance of the Russian Federation (the "Russian Ministry of Finance") on 25 December 2009, Additional Agreement No. 1 dated 23 December 2010, Additional Agreement No. 2 dated 8 December 2011, Additional Agreement No. 3 dated 23 July 2012, Additional Agreement No. 4 dated 19 August 2013, Additional Agreement No. 5 dated 16 April 2014, and Additional Agreement No. 6 dated 1 October 2015 (collectively, "Agency Agreement").

Based on the 2015 performance results, Vnesheconombank received a fee for agency services as provided for by Federal Law No. 384-FZ "On federal budget for 2015 and the planned period of 2016 and 2017" dated 1 December 2014 in the total amount of RUB 534 million (2014: RUB 534 million) net of VAT. This fee is shown as agency fees within the Group's fee and commission income (Note 33).

The Bank performs functions of the agent servicing the foreign debt of the former USSR and of the Russian Federation, including maintenance of accounting records, settlements and reconciliation of the above debt by the date determined by the Russian Government.

In January 2003, the Bank was appointed as the state trust management company for the trust management of pension savings. Vnesheconombank performs trust management of the funded part of labour pensions of insured citizens who have not selected a non-state pension fund or a private management company and who have selected the Bank as the management company.

On 2 August 2009, Federal Law No. 182-FZ dated 18 July 2009, "On Amendments to Federal Law "On Non-state Pension Funds" and Federal Law "On Investment of Funds to Finance the Funded Part of Labour Pensions in the Russian Federation", came into effect which provides that from 1 November 2009 the Bank, as a state trust management company for pension savings, shall form two portfolios: an extended investment portfolio and an investment portfolio of government securities. The Bank shall form the portfolios in accordance with the investment declarations approved by Resolution of the Russian Government No. 540 dated 1 September 2003 and Resolution of the Russian Government No. 842 dated 24 October 2009.

In June 2012, Vnesheconombank was appointed as the state management company for funds in the payment reserve. The payment reserve is formed in accordance with Federal Law No. 360-FZ dated 30 November 2011, "On the Procedure for Using Pension Accruals to Finance Payments" for purposes of payments to the cumulative part of the retirement pension.

The Bank, as a management company for the payment reserve, shall form two portfolios: a payment reserve portfolio and a portfolio of pension savings of insured persons to whom a term pension payment is assigned. The Bank shall form the portfolios in accordance with the investment declarations approved by Resolution of the Russian Government No. 550 dated 4 June 2012.



(in millions of Russian rubles)

## Translation from the Russian original

### 1. Principal activities (continued)

During 2015, the Bank, as a state management company, invested pension savings in state securities denominated in Russian rubles and corporate bonds of highly credible Russian issuers. As at 31 December 2015 and 31 December 2014, total funds of the State Pension Fund of the Russian Federation placed in management to the state management company amounted to RUB 2,018,418 million and RUB 1,905,621 million, respectively.

In 2015, Vnesheconombank, as the state trust management company for pension savings received a consideration in the amount of RUB 548 million (31 December 2014: RUB 557 million), as set forth in the trust management agreement entered into with the Pension Fund of the Russian Federation.

In accordance with Resolution of the Russian Government No. 503 dated 14 June 2013, Vnesheconombank performs functions of the state trust management company for pension savings and the state management company for the payment reserve until 1 January 2019.

Since October 2008, Vnesheconombank has been taking measures aimed at supporting the financial system of the Russian Federation so as to implement Federal Law No. 173-FZ dated 13 October 2008, "On Additional Measures to Support the Financial System of the Russian Federation" (Federal Law No. 173-FZ). As detailed in Notes 14 and 17, the Bank extended unsecured subordinated loans to Russian banks, and starting from the end of December 2010, the Bank acts as a lender for operations to enhance affordability of mortgage loans through extending loans to OJSC "The Agency for Housing Mortgage Lending" (OJSC "AHML").

The Bank's head office is located in Moscow, Russia at the following address: 9 Prospekt Akademika Sakharova, Moscow.

The Bank has representative offices in St. Petersburg (Russia), Khabarovsk (Russia), Yekaterinburg (Russia), Pyatigorsk (Russia), Rostov-on-Don (Russia), Krasnoyarsk (Russia), Nizhny Novgorod (Russia), New York (the United States of America), London (the United Kingdom of Great Britain and Northern Ireland), Milan (the Italian Republic), Frankfurt-am-Main (the Federal Republic of Germany), Johannesburg (the Republic of South Africa), Mumbai and New-Delhi (the Republic of India), Beijing (the People's Republic of China), Paris (the French Republic) and Zurich (the Swiss Confederation).

As at 31 December 2015 and 31 December 2014 the Group had 18,382 and 18,026 employees, respectively.

(in millions of Russian rubles)

## Translation from the Russian original

### 2. Basis of preparation

#### General

These consolidated financial statements have been prepared in accordance with International Financial Reporting Standards ("IFRS").

The Bank, its subsidiaries, associates and jointly controlled entities are required to maintain their accounting records and prepare financial statements in accordance with regulations applicable in their country of registration. These consolidated financial statements are based on those accounting books and records, as adjusted and reclassified in order to comply with IFRS.

The consolidated financial statements have been prepared under the historical cost convention except as disclosed in the summary of significant accounting policies below. For example, trading securities, financial assets designated as at fair value through profit or loss, available-for-sale financial assets, derivative financial instruments and investment property have been measured at fair value.

These consolidated financial statements are presented in millions of Russian rubles ("RUB million"), unless otherwise is indicated.

#### Going concern

These consolidated financial statements reflect the Group management's current assessment of the impact of the Russian business environment on the operations and the financial position of the Group. The future economic direction of the Russian Federation is largely dependent upon the effectiveness of measures undertaken by the RF Government and other factors, including regulatory and political developments which are beyond the Group's control. The Group's management cannot predict the impact of the above factors on the financial position of the Group in future.

These consolidated financial statements were prepared on a going concern assumption.

At 31 December 2015, accumulated liquidity deficit with maturities of "Up to 1 month", "1 to 6 months" and "6 to 12 months" primarily occurred because the Group classified its liabilities as amounts due to the Russian Government and the Bank of Russia in accordance with contractual maturities. As at the date of authorization of these consolidated financial statements, part of liabilities included in amounts due to the Russian Government and the Bank of Russia were restructured into long-term liabilities. In addition, in March 2016, the Russian Government made a cash contribution of RUB 73,793 million to the authorized capital of Vnesheconombank. Besides, and in February and March 2016 federal budget funds in the amount of RUB 45,000 million and RUB 55,000 million, accordingly, were transferred to Vnesheconombank. These steps are sufficient to cover the accumulated liquidity deficit for all maturities (Notes 36 and 42).

The Group's ability to maintain the required liquidity level and continue its operation as a going concern depends, to a significant extent, upon future financial support from the Russian Government.

To maintain the required liquidity level the Group has a possibility to attract additional funds from the Russian Government, the Bank of Russia and in the interbank lending market, restructure current borrowings, etc. (Notes 9, 36 and 42).



(in millions of Russian rubles)

## Translation from the Russian original

### 2. Basis of preparation (continued)

#### Functional currency

The Russian ruble is the functional currency of Vnesheconombank and the presentation currency of the Group. Transactions in other currencies are treated as transactions in foreign currencies. The Group's foreign subsidiary OJSC "Belvnesheconombank" (Bank BelVEB OJSC) uses the Belarusian ruble ("BYR") as its functional currency. Public Stock Company "Joint-Stock Commercial Industrial and Investment Bank" (PSC Prominvestbank), another foreign subsidiary of the Group, uses the Ukrainian hryvnia ("UAH") as its functional currency. The foreign subsidiary VEB Asia Limited – uses the Hong Kong dollar ("HKD") as its functional currency.

Clearing currencies are the settlement currencies for bilateral trade between the Russian Federation and designated countries. Clearing currencies are regularly traded on special auctions held by the Bank under the supervision of the Russian Ministry of Finance. Clearing currencies-denominated assets and liabilities have been translated into RUB at the official rates of the Bank of Russia as at 31 December 2015 and 31 December 2014.

#### Segregation of operations

In its agency capacity the Bank manages and services certain assets and liabilities on behalf of the Russian Government. Balances of respective assets and liabilities have not been included in the accompanying consolidated statements of financial position given the agency nature of the relationship and in accordance with the underlying Agency Agreements and specific guidelines (hereinafter, the "Guidelines") approved by the Board of Directors of Vnesheconombank of the USSR and the Russian Ministry of Finance in 1997.

The Guidelines stipulated the following assets and liabilities are the responsibility of the Russian Ministry of Finance and have, therefore, been excluded from the accompanying consolidated statement of financial position:

- Liabilities to foreign creditors, including all accrued interest which are serviced and redeemed at the expense of the Russian Government;
- Internal foreign currency debt to residents of the former USSR;
- Claims to legal entities for foreign currency government and commercial loans granted to Russian Federation regions, former republics of the USSR, and other foreign countries representing both government external and internal foreign currency assets;
- Clearing, barter, and mutual settlements, including corresponding settlements with clients, executed on the basis of intergovernmental agreements;
- Participation claims and liabilities related to the reorganization of former USSR-owned foreign banks, which are subject to trilateral settlement by the Bank of Russia, the Russian Ministry of Finance, and Vnesheconombank, and equity participations financed by borrowings, the responsibility for which was assumed by the Russian Ministry of Finance;
- Claims against Russian commercial banks and other commercial entities for guarantees in favour of the Russian Ministry of Finance under centralized operations, as well as other claims and liabilities that resulted from, or arise as a result of, operations conducted at the expense of the Russian Government.

*(in millions of Russian rubles)***Translation from the Russian original****3. Reclassification of comparatives**

The Group has changed the presentation of certain items in the consolidated statement of financial position as at 31 December 2015 in view of materiality of leasing activities of the Group's subsidiaries and disposal groups and subordinated loans held for sale. The following reclassifications have been made to 2014 and 2013 balances to conform to the 2015 presentation:

	As previously reported	Reclassification amount	As reclassified
<b>Consolidated statement of financial position as at 31 December 2014</b>			
Amounts due from banks	178,298	(48,940)	129,358
Subordinated loans to banks	–	48,940	48,940
Other assets	134,107	(6,790)	127,317
Non-current assets held for sale	–	6,790	6,790
Loans to customers	2,631,966	(380,763)	2,251,203
Net investment in leases	–	380,763	380,763
Other liabilities	36,320	(188)	36,132
Liabilities of disposal groups held for sale	–	(188)	36,132

**Consolidated statement of profit or loss for the year  
ended 31 December 2014**

Gains less losses on initial recognition of financial instruments, restructuring and early repayment	57,906	17,690	75,596
Government subsidies	–	(17,690)	(17,690)

	As previously reported	Reclassificatio n amount	As reclassified
<b>Consolidated statement of cash flows as at 31 December 2014</b>			
Gains less losses on initial recognition of financial instruments, restructuring and early repayment	(57,906)	(17,690)	(75,596)
Government subsidies	–	17,690	17,690
Loans to customers	(389,912)	20,938	(368,974)
Other changes	1,267	(3,502)	(2,235)
Net investment in leases	–	(17,436)	(17,436)
Other assets	(18,353)	(8)	(18,361)
Purchase of investment property	–	(197)	(197)
Disposal of investment property	–	205	205

	As previously reported	Reclassification amount	As reclassified
<b>Consolidated statement of financial position as at 31 December 2013</b>			
Amounts due from banks	433,815	(308,936)	124,879
Subordinated loans to banks	–	308,936	308,936
Other assets	113,949	(2,502)	111,447
Non-current assets held for sale	–	2,502	2,502
Loans to customers	1,847,039	(234,483)	1,612,556
Net investment in leases	–	234,483	234,483

The effect of the above changes is also disclosed in Notes 9, 14, 16, 17, 18, and 25.

---

*(in millions of Russian rubles)*

**Translation from the Russian original**

*(in millions of Russian rubles)***Translation from the Russian original****4. Major subsidiaries**

The Group's major subsidiaries included in the consolidated financial statements are presented in the table below:

Subsidiaries	Ownership		Country of incorporation	Type of activity
	31 December 2015	31 December 2014		
Bank BelVEB OJSC	97.52%	97.52%	Republic of Belarus	Banking
OJSC "VEB-Leasing"	99.11%	98.96%	Russia	Leasing
JSC "SME Bank"	100%	100%	Russia	Banking
Sviaz-Bank	99.65%	99.65%	Russia	Banking
PSC Prominvestbank	99.39%	98.6%	Ukraine	Banking
JSC "Kraslesinvest"	100%	100%	Russia	Production and processing of materials
JSC "GLOBEXBANK"	99.99%	99.99%	Russia	Banking
Rose Group Limited (the former R.G.I. International Limited)	73.4%	73.4%	Guernsey	Real estate development business
LLC "VEB-Capital"	100%	100%	Russia	Financial intermediary
"VEB Engineering" LLC	100%	100%	Russia	Investment project implementation services
FCPF	100%	100%	Russia	Financial intermediary
OJSC "North Caucasus Development Corporation"	100%	100%	Russia	Advisory services, investment project support
RDIF Management Company LLC	100%	100%	Russia	Management company
JSC "EXIAR"	100%	100%	Russia	Insurance
OJSC "The Far East and Baikal Region Development Fund"	100%	100%	Russia	Investment project support
VEB Asia Limited	100%	100%	People's Republic of China	Financial intermediary
Resad LLC	85%	85%	Russia	Electric energy
Resort Zolotoe Koltso LLC	100%	100%	Russia	Real estate and construction
JSC " Russian Export Centre"	100%	–	Russia	Support of export operations
	Share of assets:			
Mutual Fund RDIF	100%	100%	Russia	Mutual fund

(in millions of Russian rubles)

## Translation from the Russian original

### 4. Major subsidiaries (continued)

As at 31 December 2015 and 31 December 2014, the Group owned 100% of the voting shares of OJSC «VEB-Leasing».

As at 31 December 2015 and 31 December 2014 the Group owns 100% shares in AMURMETAL HOLDING LIMITED, a company holding shares of the entity, which is the owner of a group of metallurgical enterprises. The manufacturing company under control of AMURMETAL HOLDING LIMITED is under control of a bankruptcy manager, thus financial statements of AMURMETAL HOLDING LIMITED had not been included in the consolidated financial statements of the Group as at 31 December 2015 and 31 December 2014.

As at 31 December 2015 and at 31 December 2014, the Group owns 100% shares in Machinery & Industrial Group N.V., a company holding shares of a group of machinery enterprises. The Group did not obtain control over the company due to a simultaneously concluded option agreement for the sale of the above interest. Due to absence of control, financial statements of the Machinery & Industrial Group N.V. have not been included in the consolidated financial statements of the Group as at 31 December 2015 and 31 December 2014.

In February 2015, 441,542,360 additionally issued ordinary registered shares in PSC Prominvestbank were transferred to the securities account of Vnesheconombank with PSC Prominvestbank (payment by Vnesheconombank of the additionally issued shares in PSC Prominvestbank was made in December 2014). As a result of the placement of additional shares in PSC Prominvestbank, Vnesheconombank's interest in the authorized capital of the subsidiary bank increased to 99.09%.

In March 2015, the Bank purchased 50,337,125 ordinary registered shares additionally issued by JSC "GLOBEXBANK" for the total amount of RUB 5,034 million. As a result of the placement of the additional shares of JSC "GLOBEXBANK", the Bank's interest in the authorized capital of the subsidiary remained unchanged at 99.99%.

In April and June 2015, Vnesheconombank made an additional contribution to the of LLC "VEB Capital" in the amount of RUB 400 million and RUB 225 million, accordingly. The Bank's share in the authorized capital of the company remained unchanged at 100%.

JSC National Export Centre (currently named JSC Russian Export Centre, hereinafter the Centre) was registered in April 2015. Vnesheconombank is the sole founder of the Centre. A contribution to the authorized capital of the Centre was made by the Bank in May 2015 in the amount of RUB 3,000 million. Federal Law No. 185-FZ "On amendments to the Federal Law "On the Bank for Development" and Article 970, Part II of the Russian Civil Code" of 29 June 2015 came into force on 30 June 2015. According to the amended version of the Federal Law, the export supporting functions are performed by Vnesheconombank, the Centre, JSC EXIAR, JSC EXIMBANK OF RUSSIA and their subsidiaries. Vnesheconombank ensures coordination of activities carried out by the Centre, JSC EXIAR and JSC EXIMBANK OF RUSSIA.

In April 2015, the Bank transferred a subsidy of RUB 2,328 million received in December 2014 for the purpose of acquisition of additional units of Mutual Fund RDIF (Note 30).

In May 2015, the Bank transferred USD 303 million (RUB 15,844 million at the date of transfer) in payment of 637,761,278 ordinary registered additionally issued shares in PSC Prominvestbank. In July 2015 ownership of PSC Prominvestbank's shares was transferred to the Bank. As a result of placement of additionally issued shares in PSC Prominvestbank, the interest of Vnesheconombank in the subsidiary bank's authorized capital increased to 99.39%.

*(in millions of Russian rubles)***Translation from the Russian original****4. Major subsidiaries (continued)**

In June 2015, Vnesheconombank acquired 12 153,476 ordinary registered additionally issued shares in JSC "EXIAR" in the total amount of RUB 12,153 million. The Bank's share in the authorized capital of its subsidiary remained unchanged at 100%.

In July 2015, Vnesheconombank transferred RUB 10,000 million for the purchase of 1,304,291 additionally issued shares in OJSC "VEB-Leasing". The Group's share in the authorized capital of the company after placement of the additional issue is 99.11%.

In December 2015, Vnesheconombank and JSC Russian Export Centre signed a sale/purchase agreement under which 1 share in EXIMBANK OF RUSSIA and 43,529,913 ordinary shares in JSC EXIAR (100%) were transferred into ownership of JSC Russian Export Centre. Earlier in November 2014 under a sale/purchase agreement Vnesheconombank transferred a block of shares in EXIMBANK OF RUSSIA in the amount of 100% less 1 share to the subsidiary JSC EXIAR. The Group's share in the authorized capital of JSC EXIAR remained unchanged at 100%.

As at 31 December 2015 and 31 December 2014, the Group's share in the authorized capital of EXIMBANK OF RUSSIA is 100%.

As at 31 December 2015, the Group owned 100% of the voting shares in the holding company United Group S.A. registered in Luxembourg. United Group S.A. is a beneficiary owner of a metallurgical enterprise in the Czech Republic. The Group's participation in its authorized capital is explained by the Bank's financing of a respective investment project (Note 17). Net assets of United Group S.A. represent an immaterial amount for the Group.

**Subsidiaries with material non-controlling interests**

The following table contains information on Rose Group Limited (hereinafter, "R.G.L."), the Group's subsidiary, with material non-controlling interests as at 31 December 2015 and 31 December 2014.

	<b>2015</b>		
	<b>Non-controlling interests</b>	<b>Loss recognized in non-controlling interests during the year</b>	<b>Accumulated non-controlling interests at the year-end</b>
R.G.L.	26.6%	(471)	2,129
	<b>2014</b>		
	<b>Non-controlling interests</b>	<b>Loss recognized in non-controlling interests during the year</b>	<b>Accumulated non-controlling interests at the year-end</b>
R.G.L.	26.6%	(478)	2,600

*(in millions of Russian rubles)***Translation from the Russian original****4. Major subsidiaries (continued)****Subsidiaries with material non-controlling interests (continued)**

The following is the summarized financial information with respect to R.G.L. This information is based on amounts before the elimination of intra-group transactions.

<b>R.G.L.</b>	<b>2015</b>	<b>2014</b>
Cash and cash equivalents	881	1,826
Amounts due from banks	–	–
Loans to customers	59	–
Investments in associates and jointly controlled entities	532	505
Property and equipment	6,261	6,471
Income tax assets	1,374	906
Other assets	22,226	18,390
<b>Total assets</b>	<b>31,333</b>	<b>28,098</b>
Amounts due to banks	11,289	8,838
Income tax liabilities	2,598	2,539
Other liabilities	8,311	5,741
<b>Total liabilities</b>	<b>22,198</b>	<b>17,118</b>
<b>Equity attributable to shareholders</b>	<b>8,005</b>	<b>9,767</b>
<b>Non-controlling interests</b>	<b>1,130</b>	<b>1,213</b>
<b>Total equity</b>	<b>9,135</b>	<b>10,980</b>

<b>R.G.L.</b>	<b>For the year ended 31 December 2015</b>	<b>For the year ended 31 December 2014</b>
Interest income	69	68
Non-interest income	1,301	7,119
Non-interest expense	(3,625)	(8,878)
Provision for loan impairment	(2)	–
Income tax benefit	404	173
<b>Loss for the reporting year</b>	<b>(1,853)</b>	<b>(1,518)</b>
Other comprehensive income/(loss)	–	–
<b>Total comprehensive loss for the year</b>	<b>(1,853)</b>	<b>(1,518)</b>
<b>Comprehensive loss for the year attributable to the shareholders</b>	<b>(1,769)</b>	<b>(1,797)</b>
<b>Comprehensive loss for the year attributable to non- controlling interests</b>	<b>(84)</b>	<b>279</b>
	<b>(1,853)</b>	<b>(1,518)</b>
Net cash flows from operating activities	(1,825)	1,412
Net cash flows from investing activities	(338)	(175)
Net cash flows from financing activities	379	(406)
<b>Net increase in cash and cash equivalents</b>	<b>(1,784)</b>	<b>831</b>

(in millions of Russian rubles)

## Translation from the Russian original

### 5. Summary of accounting policies

#### Changes in accounting policies

##### *Amendments introduced to the accounting policies*

Since 1 January 2015, the Group changed its Accounting policies with respect to recognition of business combination of entities under common control, and decided not to restate comparatives in the consolidated financial statements for the periods preceding such combination. The Group's previous accounting policy for transactions on acquisition of subsidiaries involving entities under common control which required restatement of comparatives, was developed when the major user of the consolidated financial statements was the Bank's owner represented by the State. Considering the restatement of comparatives, the State, acting as the controlling owner of both purchasing and transferring parties, could assess the Group's performance as if it always included the new subsidiary and results of its operations. The range of major users of the Group's consolidated financial statements has significantly expanded and includes Russian and foreign investors requesting comparison of data and reflection of actual situation. Restatement of prior period comparatives in the consolidated financial statements due to acquisition of the new subsidiary will not reflect the actual amount of the Group's income, expenses and cash flows and, correspondingly, will be less appropriate from the point of view of users performing the financial statements analysis.

##### *New adopted standards*

The Group has adopted the following amended IFRS and IFRIC, which are effective for annual periods beginning on or after 1 January 2015.

##### *Amendments to IAS 19 Defined Benefit Plans: Employee Contributions*

IAS 19 requires an entity to consider contributions from employees or third parties when accounting for defined benefit plans. Where the contributions are linked to service, they should be attributed to periods of service as a negative benefit. These amendments clarify that, if the amount of the contributions is independent of the number of years of service, an entity is permitted to recognize such contributions as a reduction in the service cost in the period in which the service is rendered, instead of allocating the contributions to the periods of service. These amendments have no impact on the Group, since none of the entities within the Group has defined benefit plans with contributions from employees or third parties.

##### *Annual improvements 2010 -2012 cycle*

These improvements are effective since 1 July 2014 and are applied in these consolidated financial statements for the first time. They include the following changes:

##### *Amendment to IFRS 2 Share-based Payment*

The amendment is applied prospectively and clarifies various issues relating to the definitions of performance and service conditions which are vesting conditions, including:

- a performance condition must contain a service condition;
- a performance target must be met while the counterparty is rendering service;
- a performance target may relate to the operations or activities of an entity, or to those of another entity in the same group;
- a performance condition may be a market or non-market condition;
- if the counterparty, regardless of the reason, ceases to provide service during the vesting period, the service condition is not satisfied.



(in millions of Russian rubles)

## Translation from the Russian original

### 5. Summary of accounting policies (continued)

#### Changes in accounting policies (continued)

The above definitions are consistent with those applied by the Group in prior periods for determining service conditions which are vesting conditions. Therefore, these amendments have no impact on the Group's accounting policies.

#### *IFRS 3 Business Combinations*

The amendment is applied prospectively and clarifies that all contingent consideration arrangements classified as liabilities (or assets) arising from a business combination should be subsequently measured at fair value through profit or loss whether or not they fall within the scope of IFRS 9 (or IAS 39, as applicable). This approach is consistent with the Group's current accounting policies. Therefore, this amendment has no impact on the Group's accounting policies.

#### *Amendments to IFRS 8 Operating Segments*

The amendments are applied retrospectively and clarify that:

- an entity must disclose the judgments made by management in applying the aggregation criteria in paragraph 12 of IFRS 8, including a brief description of operating segments that have been aggregated and the economic characteristics (e.g., sales and gross margins) used to assess whether the segments are economically 'similar';
- the reconciliation of segment assets to total assets is only required to be disclosed if the reconciliation is reported to the chief operating decision maker, similar to the required disclosure for segment liabilities.

The Group did not apply the aggregation criteria provided in paragraph 12 of IFRS 8. The reconciliation of segment assets to total assets was disclosed by the Group in prior periods. The Group continues the disclosure in Note 8 to these consolidated financial statements as such reconciliation is reported to the chief operating decision maker.

#### *IFRS 13 Fair Value Measurement*

This amendment to IFRS 13 clarifies in the Basis for Conclusions that short-term receivables and payables with no stated interest rates can be measured at invoice amounts when the effect of discounting is immaterial. These provisions are consistent with the Group's current accounting policies, and therefore they were not affected by this amendment.

#### *IAS 16 Property, Plant and Equipment and IAS 38 Intangible Assets*

The amendments are applied retrospectively and clarify in IAS 16 and IAS 38 that the asset may be revalued by reference to observable data on either the gross or the net carrying amount. In addition, the accumulated depreciation or amortization is the difference between the gross and carrying amounts of the asset. During the reporting period the Group did not reflect adjustments based on revaluation.

#### *IAS 24 Related Party Disclosures*

The amendment is applied retrospectively and clarifies that a management entity (an entity that provides key management personnel services) is a related party subject to the related party disclosures. In addition, an entity that uses a management entity is required to disclose the expenses incurred for management services. This amendment is not applicable to the Group as it does not use the services of external management entities.

#### *Annual improvements 2011-2013 Cycle*

These improvements are effective from 1 July 2014 and are applied in these consolidated financial statements for the first time. They include the following changes:

(in millions of Russian rubles)

## Translation from the Russian original

### 5. Summary of accounting policies (continued)

#### Changes in accounting policies (continued)

##### *IFRS 3 Business Combinations*

The amendment is applied prospectively and clarifies for the scope exceptions within IFRS 3 that: Joint arrangements, not just joint ventures, are outside the scope of IFRS 3;

This scope exception applies only to the accounting in the financial statements of the joint arrangement itself.

The Group is not involved in a joint arrangement and, therefore, this amendment is not applied to the Group and its subsidiaries.

##### *IFRS 13 Fair Value Measurement*

The amendment is applied prospectively and clarifies that the portfolio exception in IFRS 13 can be applied not only to financial assets and financial liabilities, but also to other contracts within the scope of IFRS 9 (or IAS 39, as applicable). The Group does not apply the exception provided in IFRS 13 for companies holding a group of financial assets and liabilities (portfolio) and managing this group as a whole.

##### *IAS 40 Investment Property*

The description of ancillary services in IAS 40 differentiates between investment property and owner-occupied property (i.e., property, plant and equipment). The amendment is applied prospectively and clarifies that IFRS 3, and not the description of ancillary services in IAS 40, is used to determine if the transaction is the purchase of an asset or business combination. In determining if the transaction is the purchase of an asset or business combination, the Group applied IFRS 3, and not IFRS 40. Therefore, these amendments have no impact on the Group's accounting policies.

##### *Meaning of Effective IFRSs – Amendments to IFRS 1 First-time Adoption of International Financial Reporting Standards*

The amendment clarifies in the Basis for Conclusions that an entity may choose to apply either a current standard or a new standard that is not yet mandatory, but permits early application, provided that either standard is applied consistently throughout the periods presented in the entity's first IFRS financial statements. The amendment to IFRS 1 had no impact on the Group, since the Group is an existing IFRS preparer.

#### **Basis of consolidation**

Subsidiaries, i.e. the companies whose activities are controlled by the Group, are consolidated. Control is exercised when the Group has exposure, or rights, to variable returns from its involvement with the investees or has the ability to use its power over the investees to affect the amount of investor's returns. Specifically, the Group controls an investee if and only if the Group has:

- Power over the investee (i.e. existing rights that give it the current ability to direct the relevant activities of the investee);
- Exposure, or rights, to variable returns from its involvement with the investee;
- Ability to use its power over the investee to affect its returns.

As a rule, the majority of votes provide control. To support this presumption and when the Group has less than a majority of the voting or similar rights of an investee, the Group considers all relevant facts and circumstances in assessing whether it has power over an investee, including:

- The contractual arrangement with the other vote holders of the investee;
- Rights arising from other contractual arrangements;
- The Group's voting rights and potential voting rights.

(in millions of Russian rubles)

## Translation from the Russian original

### 5. Summary of accounting policies (continued)

#### Basis of consolidation (continued)

Subsidiaries are consolidated from the date on which control is transferred to the Group and are no longer consolidated from the date that control ceases. All intra-group transactions, balances and unrealized gains on transactions between group companies are eliminated in full; unrealized losses are also eliminated unless the transaction provides evidence of an impairment of the asset transferred. Where necessary, accounting policies for subsidiaries have been changed to ensure consistency with the policies adopted by the Group.

A change in the ownership interest of a subsidiary, without a change of control, is accounted for as an equity transaction. Losses of a subsidiary are attributed to non-controlling interests even if that results in a deficit balance.

If the Group loses control over a subsidiary, it derecognizes the assets (including goodwill) and liabilities of the subsidiary, the carrying amount of any non-controlling interests, the cumulative translation differences, recorded in equity; recognizes the fair value of the consideration received, the fair value of any investment retained and any surplus or deficit in profit or loss and reclassifies the parent's share of components previously recognized in other comprehensive income to profit or loss.

#### Business combinations

Business combinations are accounted for using the acquisition method. The cost of an acquisition is measured as the aggregate of the consideration transferred, measured at acquisition date fair value and the amount of any non-controlling interests in the acquiree. For each business combination, the acquirer measures the non-controlling interests in the acquiree, that are present ownership interests that entitle their holders to a proportionate share of the entity's net assets in the event of liquidation, either at fair value or at the proportionate share of the acquiree's identifiable net assets. Other components of non-controlling interest are measured at their acquisition date fair value. Acquisition costs incurred are expensed.

When the Group acquires a business, it assesses the financial assets and liabilities assumed for appropriate classification and designation in accordance with the contractual terms, economic circumstances and pertinent conditions as at the acquisition date. This includes the separation of embedded derivatives in host contracts by the acquiree.

If the business combination is achieved in stages, the acquisition date fair value of the acquirer's previously held equity interest in the acquiree is remeasured at fair value as at the acquisition date through profit or loss.

Any contingent consideration to be transferred by the acquirer is recognized at fair value at the acquisition date. Subsequent changes to the fair value of the contingent consideration which is deemed to be an asset or liability will be recognized in accordance with IAS 39 either in profit or loss or as a change to other comprehensive income. If the contingent consideration is classified as equity, it shall not be remeasured until it is finally settled within equity.

Goodwill is initially measured at cost being the excess of the consideration transferred over the Group's net identifiable assets acquired and liabilities assumed. If this consideration is lower than the fair value of the net assets of the subsidiary acquired, the difference is recognized in profit or loss as gain on bargain purchase.

After initial recognition, goodwill is measured at cost less any accumulated impairment losses. For the purpose of impairment testing, goodwill acquired in a business combination is, from the acquisition date, allocated to each of the Group's cash generating units that are expected to benefit from the combination, irrespective of whether other assets or liabilities of the acquiree are assigned to those units.

(in millions of Russian rubles)

## Translation from the Russian original

### 5. Summary of accounting policies (continued)

#### Business combinations (continued)

Where goodwill forms part of a cash-generating unit and part of the operation within that unit is disposed of, the goodwill associated with the operation disposed of is included in the carrying amount of the operation when determining the gain or loss on disposal of the operation. Goodwill disposed of in this circumstance is measured based on the relative values of the operation disposed of and the portion of the cash-generating unit retained.

#### Acquisition of subsidiaries from parties under common control

Acquisitions of subsidiaries from parties under common control are accounted for using the pooling of interests method.

The assets and liabilities of the subsidiary transferred under common control are recorded in consolidated financial statements at the carrying amounts of the transferring entity (the Predecessor) at the date of the transfer. Related goodwill inherent in the Predecessor's original acquisition is also recorded in consolidated financial statements. Any difference between the total book value of net assets, including the Predecessor's goodwill, and the consideration paid is accounted for in consolidated financial statements as an equity adjustment.

Consolidated financial statements, including comparative figures, are presented as if the subsidiary had been acquired by the Group on the date it was originally acquired by the Predecessor.

#### Investments in associates and jointly controlled entities

Associates are entities in which the Group generally owns between 20% and 50% of the voting rights or participation shares (stakes in equity), or is otherwise able to exercise significant influence, but which it does not control or jointly control. Investments in associates are accounted for under the equity method and are initially recognized at acquisition cost, including goodwill. Subsequent changes in the carrying value reflect the post-acquisition changes in the Group's share in net assets of the associate. The Group's share of its associates' profits or losses is recognized in profit or loss, and its share of changes in reserves is recognized in other comprehensive income. However, when the Group's share of losses in an associate equals or exceeds the value of its interest in the associate, the Group does not recognize further losses, unless the Group is obliged to make further payments to, or on behalf of, the associate.

Jointly controlled entities are entities in which the Group has rights to net assets and joint control over their economic activities according to contractual arrangements. Where a jointly controlled entity is established through loss of control over a subsidiary, its initial carrying amount is recorded at fair value. Subsequently, these entities are carried using the equity method and are subject to the same accounting policies that apply to investments in associates. Any share in the results of jointly controlled entities is recognized in the consolidated financial statements from the beginning of joint control until the date this control ceases.

Unrealized gains on transactions between the Group and its associates and jointly controlled entities are eliminated to the extent of the Group's interest in the associates and jointly controlled entities; unrealized losses are also eliminated unless the transaction provides evidence of impairment in the asset transferred.

(in millions of Russian rubles)

## Translation from the Russian original

### 5. Summary of accounting policies (continued)

#### Fair value measurement

The Group measures financial instruments, such as trading and available-for-sale securities, derivatives and non-financial assets such as investment property, at fair value at each reporting date. Fair values of financial instruments measured at amortized cost are disclosed in Note 37.

Fair value is the price that would be received to sell an asset or paid to transfer a liability in an orderly transaction between market participants at the measurement date. The fair value measurement is based on the presumption that the transaction to sell the asset or transfer the liability takes place either:

- In the principal market for the asset or liability; or
- In the absence of a principal market, in the most advantageous market for the asset or liability.

The principal or the most advantageous market must be accessible by the Group. The fair value of an asset or a liability is measured using the assumptions that market participants would use when pricing the asset or liability, assuming that market participants act in their best interest. A fair value measurement of a non-financial asset takes into account a market participant's ability to generate economic benefits by using the asset in its highest and best use or by selling it to another market participant that would use the asset in its highest and best use.

The Group uses valuation techniques that are appropriate in the circumstances and for which sufficient data are available to measure fair value, maximizing the use of relevant observable inputs and minimizing the use of unobservable inputs.

All assets and liabilities for which fair value is measured or disclosed in the consolidated financial statements are categorized within the fair value hierarchy, described as follows, based on the lowest level input that is significant to the fair value measurement as a whole:

- Level 1 – Quoted (unadjusted) market prices in active markets for identical assets or liabilities;
- Level 2 – Valuation techniques for which the lowest level input that is significant to the fair value measurement is directly or indirectly observable;
- Level 3 – Valuation techniques for which the lowest level input that is significant to the fair value measurement is unobservable.

For assets and liabilities that are recognized in the consolidated financial statements on a recurring basis, the Group determines whether transfers have occurred between Levels in the hierarchy by re-assessing categorization (based on the lowest level input that is significant to the fair value measurement as a whole) at the end of each reporting period.

(in millions of Russian rubles)

## Translation from the Russian original

### 5. Summary of accounting policies (continued)

#### Financial assets

##### *Initial recognition*

Financial assets in the scope of IAS 39 are classified as either financial assets at fair value through profit or loss, loans and receivables, held-to-maturity investments, or available-for-sale financial assets, as appropriate. The Group determines the classification of its financial assets upon initial recognition, and subsequently can reclassify financial assets in certain cases as described below.

##### *Date of recognition*

All regular way purchases and sales of financial assets are recognized on the trade date i.e. the date that the Group commits to purchase the asset. Regular way purchases or sales are purchases or sales of financial assets that require delivery of assets within the period generally established by regulation or convention in the marketplace.

##### *Financial assets at fair value through profit or loss*

Financial assets classified as held for trading are included in the category "financial assets at fair value through profit or loss". Financial assets are classified as held for trading if they are acquired principally for the purpose of generating a profit from short-term fluctuations in price or dealers' margin. Derivatives are also classified as held for trading. Gains and losses resulting from operations with financial assets at fair value through profit or loss are recognized in profit or loss within gains less losses from financial instruments at fair value through profit or loss.

##### *Held-to-maturity investments*

Non-derivative financial assets with fixed or determinable payments and fixed maturity are classified as held-to-maturity when the Group has the positive intention and ability to hold them to maturity. Investments intended to be held for an undefined period are not included in this category. Held-to-maturity investments are subsequently measured at amortized cost. Gains and losses are recognized in profit or loss when the investments are impaired, as well as through the amortization process.

##### *Loans and receivables*

Loans and receivables are non-derivative financial assets with fixed or determinable payments that are not quoted in an active market. They are not entered into with the intention of immediate or short-term sale and are not classified as trading securities or designated as investment securities available for sale. Such assets are carried at amortized cost using the effective interest method. Gains and losses are recognized in profit or loss when the loans and receivables are derecognized or impaired, as well as through the amortization process.

(in millions of Russian rubles)

## Translation from the Russian original

### 5. Summary of accounting policies (continued)

#### Financial assets (continued)

##### *Available-for-sale financial assets*

Available-for-sale financial assets are those non-derivative financial assets that are designated as available-for-sale or are not classified in any of the three preceding categories. After initial recognition available-for-sale financial assets are measured at fair value with gains and losses from changes in fair value being recognized in other comprehensive income until the investment is derecognized or until the investment is determined to be impaired at which time the cumulative gain or loss previously reported in other comprehensive income is reclassified to the consolidated statement of profit or loss in gains less losses from investment financial assets available for sale. However, interest calculated using the effective interest method is recognized in profit or loss.

Non-marketable securities that do not have fixed maturities and whose fair value cannot be reliably measured are measured at cost less allowance for impairment.

#### Reclassification of financial assets

If a non-derivative financial asset classified as held for trading is no longer held for the purpose of selling in the near term, it may be reclassified out of the fair value through profit or loss category in one of the following cases:

- a financial asset that would have met the definition of loans and receivables above may be reclassified to loans and receivables category if the Group has the intention and ability to hold it for the foreseeable future or until maturity;
- other financial assets may be reclassified to available for sale or held to maturity categories only in rare circumstances.

A financial asset classified as available for sale that would have met the definition of loans and receivables may be reclassified to loans and receivables category if the Group has the intention and ability to hold it for the foreseeable future or until maturity.

Financial assets are reclassified at their fair value on the date of reclassification. Any gain or loss already recognized in profit or loss is not reversed. The fair value of the consolidated financial asset at the date of reclassification becomes its new cost or amortized cost, as applicable.



(in millions of Russian rubles)

## Translation from the Russian original

### 5. Summary of accounting policies (continued)

#### Measurement of financial instruments at initial recognition

When financial instruments are recognized initially, they are measured at fair value, adjusted, in the case of instruments not at fair value through profit or loss, for directly attributable fees and costs.

The best evidence of the fair value of a financial instrument at initial recognition is normally the transaction price. If the Group determines that the fair value at initial recognition differs from the transaction price, then:

- if the fair value is evidenced by a quoted price in an active market for an identical asset or liability (i.e., a Level 1 input) or based on a valuation technique that uses only data from observable markets, the Group recognizes the difference between the fair value at initial recognition and the transaction price as a gain or loss;
- in all other cases, the initial measurement of the financial instrument is adjusted to defer the difference between the fair value at initial recognition and the transaction price. After initial recognition, the Group recognizes that deferred difference as a gain or loss only when the inputs become observable, or when the instrument is derecognized.

#### Offsetting of financial assets

Financial assets and liabilities are offset and the net amount is reported in the consolidated statement of financial position when there is a legally enforceable right to set off the recognized amounts and there is an intention to realize the asset and settle the liability simultaneously. The right to set-off must not be contingent on a future event and must be legally enforceable in all of the following circumstances:

- the normal course of business;
- the event of default;
- the event of insolvency or bankruptcy of the entity or any of its counterparties.

These conditions are not generally met in master netting agreements, and the related assets and liabilities are presented gross in the consolidated statement of financial position.

#### Amortized cost of financial instruments

The amortized cost of a financial asset or financial liability is the amount at which the financial asset or financial liability is measured at initial recognition minus principal repayments, plus or minus the cumulative amortization using the effective interest method of any difference between that initial amount and the maturity amount, and minus any reduction (directly or through the use of an allowance account) for impairment or uncollectibility.

The effective interest method is a method of calculating the amortized cost of a financial asset or a financial liability (or group of financial assets or financial liabilities) and of allocating the interest income or interest expense over the relevant period. The effective interest rate is the rate that exactly discounts estimated future cash payments or receipts through the expected life of the financial instrument or, when appropriate, a shorter period to the net carrying amount of the financial asset or financial liability. When calculating the effective interest rate, the Group shall estimate cash flows considering all contractual terms of the financial instrument (for example, prepayment, call and similar options) but shall not consider future credit losses. The calculation includes all fees and points paid or received between parties to the contract that are an integral part of the effective interest rate, transaction costs, and all other premiums or discounts. There is a presumption that the cash flows and the expected life of a group of similar financial instruments can be estimated reliably. However, in those rare cases when it is not possible to estimate reliably the cash flows or the expected life of a financial instrument (or group of financial instruments), the Group shall use the contractual cash flows over the full contractual term of the financial instrument (or group of financial instruments).

#### Cash and cash equivalents

Cash and cash equivalents consist of cash on hand, amounts due from the Bank of Russia (excluding obligatory reserves of subsidiary banks), balances on correspondent and current accounts of the Group and amounts due from banks that mature within ninety days of the date of origination and are free from contractual encumbrances.



(in millions of Russian rubles)

## Translation from the Russian original

### 5. Summary of accounting policies (continued)

#### Precious metals

Gold and other precious metals are recorded at Bank of Russia bid prices, bid prices of National Bank of Belarus ('NB RB') and National Bank of Ukraine ('NBU'), which approximate fair values and are quoted at a discount to London Bullion Market rates. Changes in the above mentioned bid prices are recorded as translation differences from precious metals in other income.

#### Repurchase and reverse repurchase agreements and securities lending

Sale and repurchase agreements ("repo") are treated as secured financing transactions in consolidated financial statement. Securities sold under repurchase agreements are retained in the consolidated statement of financial position and, in case the transferee has the right by contract or custom to sell or repledge them, reclassified as securities pledged under repurchase agreements. The corresponding liability is presented within amounts due to banks or customers. Securities purchased under agreements to resell ('reverse repo') are recorded as cash and cash equivalents, amounts due from banks or loans to customers as appropriate. The difference between sale and repurchase price is treated as interest and accrued over the life of repo agreements using the effective interest rate method.

Securities lent to counterparties are retained in the consolidated statement of financial position. Securities borrowed are not recorded in the consolidated statement of financial position, unless these are sold to third parties, in which case the purchase and sale are recorded within gains less losses from financial instruments at fair value through profit or loss in the consolidated statement of profit or loss. The obligation to return them is recorded at fair value as a trading liability.

#### Derivative financial instruments

In the normal course of business, the Group enters into various derivative financial instruments including futures, forwards, swaps and options in the foreign exchange and securities markets. Such financial instruments are held for trading and are initially recorded at fair value. The fair values are estimated based on quoted market prices or pricing models that take into account the current market and contractual prices of the underlying instruments and other factors. Derivatives are carried as assets when their fair value is positive and as liabilities when it is negative. Gains and losses resulting from these instruments are included in the consolidated statement of profit or loss as gains less losses from financial instruments at fair value through profit or loss or gains less losses from foreign currencies dealing (trade transactions), depending on the nature of the financial instrument.

Derivatives embedded in other financial instruments are treated as separate derivatives and recorded at fair value if their economic characteristics and risks are not closely related to those of the host contract, and the host contract is not itself held for trading or designated at fair value through profit or loss. The embedded derivatives separated from the host are carried at fair value in the trading portfolio with changes in fair value being recognized in profit or loss.

(in millions of Russian rubles)

## Translation from the Russian original

### 5. Summary of accounting policies (continued)

#### Promissory notes

Promissory notes purchased are included in trading or investment securities, or in cash and cash equivalents, in amounts due from banks or in loans to customers, depending on the aim and terms of their purchase, and are recorded in the consolidated financial statements in accordance with the accounting policies for these categories of assets.

#### Borrowings

Issued financial instruments or their components are classified as liabilities, where the substance of the contractual arrangement results in the Group having an obligation either to deliver cash or another financial asset to the holder, or to satisfy the obligation other than by the exchange of a fixed amount of cash or another financial asset for a fixed number of own equity instruments. Such instruments include amounts due to banks, amounts due to the Russian Government and the Bank of Russia, amounts due to customers, debt securities issued and subordinated deposits. After initial recognition, borrowings are subsequently measured at amortized cost using the effective interest method. Gains and losses are recognized in profit or loss when the borrowings are derecognized, as well as through the amortization process.

If the Group purchases its own debt, it is removed from the statement of consolidated financial position and the difference between the carrying amount of the liability and the consideration paid is recognized in profit or loss.

For the purposes of the consolidated statement of cash flows, the Group recognizes amounts attracted from banks and their repayment for a period of up to one year in 'Cash flows from operating activities' category, for a period exceeding one year – in 'Cash flows from financing activities' category.

#### Government grants and government assistance

Government grants are recognized where there is reasonable assurance that the grant will be received and all related conditions will be complied with. Where the grant relates to an expense item, it is recognized as income in the same periods as the respective expenses it is intended to compensate on a systematic basis. Where the grant relates to an asset, it is recognized as deferred income and released to income in equal amounts over the expected useful life of the related asset.

Government loans provided at below market interest rates are recognized in accordance with IAS 39. The benefit of the government loan is measured at the inception of the loan as the difference between the cash received and the amount at which the loan is initially recognized in the consolidated statement of financial position. This benefit is accounted for in accordance with IAS 20.

A government grant that becomes receivable as compensation for expenses or losses already incurred or for the purpose of giving immediate financial support to the entity with no future related costs shall be recognized in profit or loss of the period in which it becomes receivable.

(in millions of Russian rubles)

## Translation from the Russian original

### 5. Summary of accounting policies (continued)

#### Leases

##### *Finance leases – Group as lessee*

The Group recognizes finance leases as assets and liabilities in the consolidated statement of financial position at the date of commencement of the lease term at amounts equal to the fair value of the leased property or, if lower, at the present value of the minimum lease payments. In calculating the present value of the minimum lease payments the discount factor used is the interest rate implicit in the lease, when it is practicable to determine; otherwise, the Group's incremental borrowing rate is used. Initial direct costs incurred are included as part of the asset. Lease payments are apportioned between the finance charge and the reduction of the outstanding liability. The finance charge is allocated to periods during the lease term so as to produce a constant periodic rate of interest on the remaining balance of the liability for each period. The costs identified as directly attributable to activities performed by the lessee for a finance lease, are included as part of the amount recognized as an asset under the lease.

##### *Finance leases – Group as lessor*

The Group recognizes lease receivables at value equal to the net investments in the lease, starting from the date of commencement of the lease term. Finance income is based on a pattern reflecting a constant periodic rate of return on the net investment outstanding. Initial direct costs are included in the initial measurement of the lease receivables.

##### *Operating leases – Group as lessee*

Leases of assets under which the risks and rewards of ownership are effectively retained by the lessor are classified as operating leases. Lease payments under operating leases are recognized as expenses on a straight-line basis over the lease-term and included into expenses for occupancy and equipment.

##### *Operating leases – Group as lessor*

The Group presents assets subject to operating leases in the consolidated statement of financial position according to the nature of the asset. Lease income from operating leases is recognized in profit or loss on a straight-line basis over the lease term. The aggregate cost of incentives provided to lessees is recognized as a reduction of rental income over the lease term on a straight-line basis. Initial direct costs incurred specifically to earn revenues from an operating lease are added to the carrying amount of the leased asset.

#### Impairment of financial assets

The Group assesses at each reporting date whether there is any objective evidence that a financial asset or a group of financial assets is impaired. A financial asset or a group of financial assets is deemed to be impaired if, and only if, there is objective evidence of impairment as a result of one or more events that has occurred after the initial recognition of the asset (an incurred "loss event") and that loss event (or events) has an impact on the estimated future cash flows of the financial asset or the group of financial assets that can be reliably estimated.

Evidence of impairment may include indications that the borrower or a group of borrowers is experiencing significant financial difficulty, default or delinquency in interest or principal payments, the probability that they will enter bankruptcy or other financial reorganization and where observable data indicate that there is a measurable decrease in the estimated future cash flows, such as changes in arrears or economic conditions that correlate with defaults.

Provisions for impairment of financial assets in these consolidated financial statements have been determined on the basis of existing economic and political conditions. The Group is not in a position to predict what changes in conditions will take place in the Russian Federation, Ukraine and in the Republic of Belarus and what effect such changes might have on the adequacy of the provisions for impairment of financial assets.

(in millions of Russian rubles)

## Translation from the Russian original

### 5. Summary of accounting policies (continued)

#### Impairment of financial assets (continued)

##### *Amounts due from banks and loans to customers*

For amounts due from banks and loans to customers carried at amortized cost, the Group first assesses individually whether objective evidence of impairment exists individually for financial assets that are individually significant, or collectively for financial assets that are not individually significant. If the Group determines that no objective evidence of impairment exists for an individually assessed financial asset, whether significant or not, it includes the asset in a group of financial assets with similar credit risks characteristics and collectively assesses them for impairment. Assets that are individually assessed for impairment and for which an impairment loss is, or continues to be, recognized are not included in a collective assessment of impairment.

If there is an objective evidence that an impairment loss has been incurred, the amount of the loss is measured as the difference between the assets' carrying amount and the present value of estimated future cash flows (excluding future expected credit losses that have not yet been incurred). The carrying amount of the asset is reduced through the use of an allowance account and the amount of the loss is recognized in profit or loss. Interest income continues to be accrued on the reduced carrying amount based on the original effective interest rate of the asset. Loans together with the associated allowance for impairment are written off when there is no realistic prospect of future recovery and all collateral has been realized or has been transferred to the Group. If, in subsequent years, the amount of the estimated impairment loss increases or decreases because of an event occurring after the impairment was recognized, the previously recognized impairment loss is increased or reduced by adjusting the allowance account. If a future write-off is later recovered, the recovery is credited to the consolidated statement of profit or loss.

The present value of the estimated future cash flows is discounted at the financial asset's original effective interest rate. If a loan has a variable interest rate, the discount rate for measuring any impairment loss is the current effective interest rate. The calculation of the present value of the estimated future cash flows of a collateralized financial asset reflects the cash flows that may result from foreclosure less costs for obtaining and selling the collateral, whether or not foreclosure is probable.

Future cash flows on a group of financial assets that are collectively evaluated for impairment are estimated on the basis of historical loss experience for assets with credit risk characteristics similar to those in the group. Historical loss experience is adjusted on the basis of current observable data to reflect the effects of current conditions that did not affect the years on which the historical loss experience is based and to remove the effects of conditions in the historical period that do not exist currently. Estimates of changes in future cash flows reflect, and are directionally consistent with, changes in related observable data from year to year (such as changes in unemployment rates, property prices, commodity prices, payment status, or other factors that are indicative of incurred losses in the group or their magnitude). The methodology and assumptions used for estimating future cash flows are reviewed regularly to reduce any differences between loss estimates and actual loss experience.

##### *Held-to-maturity financial investments*

For held-to-maturity investments the Group assesses individually whether there is objective evidence of impairment. If there is objective evidence that an impairment loss has been incurred, the amount of the loss is measured as the difference between the asset's carrying amount and the present value of estimated future cash flows. The carrying amount of the asset is reduced and the amount of the loss is recognized in profit or loss.

If, in a subsequent year, the amount of the estimated impairment loss decreases because of an event occurring after the impairment was recognized, any amounts formerly charged are credited to the consolidated statement of profit or loss.

(in millions of Russian rubles)

## Translation from the Russian original

### 5. Summary of accounting policies (continued)

#### Impairment of financial assets (continued)

##### *Available-for-sale financial investments*

For available-for-sale financial investments, the Group assesses at each reporting date whether there is objective evidence that an investment or a group of investments is impaired.

In the case of equity investments classified as available-for-sale, objective evidence would include a significant or prolonged decline in the fair value of the investment below its cost. Where there is evidence of impairment, the cumulative loss – measured as the difference between the acquisition cost and the current fair value, less any impairment loss on that investment previously recognized in profit or loss – is reclassified from other comprehensive income to the consolidated statement of profit or loss. Impairment losses on equity investments are not reversed through the consolidated statement of profit or loss; increases in their fair value after impairment are recognized in other comprehensive income.

In the case of debt instruments classified as available for sale, impairment is assessed based on the same criteria as financial assets carried at amortized cost. Future interest income is based on the reduced carrying amount and is accrued using the rate of interest used to discount the future cash flows for the purpose of measuring the impairment loss. The interest income is recorded in profit or loss. If, in a subsequent year, the fair value of a debt instrument increases and the increase can be objectively related to an event occurring after the impairment loss was recognized in profit or loss, the impairment loss is reversed through the consolidated statement of profit or loss.

##### *Renegotiation of loans*

Where possible, the Group seeks to restructure loans rather than to take possession of collateral. This may involve extending the payment arrangements and the agreement of new loan conditions.

The accounting treatment of such restructuring is as follows:

- If the currency of the loan has been changed, the old loan is derecognized and the new loan is recognized in the statement of financial position;
- If the loan restructuring is not caused by the financial difficulties of the borrower, the Group uses the same approach as for financial liabilities described below;
- If the loan restructuring is due to the financial difficulties of the borrower and the loan is impaired after restructuring, the Group recognizes the difference between the present value of the future cash flows discounted using the original effective interest rate and the carrying amount before restructuring in the provision charges for the period. In case the loan is not impaired after restructuring, the Group derecognizes the initial asset and a new asset is recorded in the consolidated statement of financial position.

Once the terms have been renegotiated, the loan is no longer considered past due. Management continuously reviews renegotiated loans to ensure that all criteria are met and that future payments are likely to occur. The loans continue to be subject to an individual or collective impairment assessment, calculated using the loan's original effective interest rate.

(in millions of Russian rubles)

## Translation from the Russian original

### 5. Summary of accounting policies (continued)

#### Derecognition of financial assets and liabilities

##### *Financial assets*

A financial asset (or, where applicable a part of a financial asset or part of a group of similar financial assets) is derecognized in the consolidated statement of financial position where:

- the rights to receive cash flows from the asset have expired;
- the Group has transferred its rights to receive cash flows from the asset, or has assumed an obligation to pay them in full without material delay to a third party under a 'pass-through' arrangement; and
- the Group either (a) has transferred substantially all the risks and rewards of the asset, or (b) has neither transferred nor retained substantially all the risks and rewards of the asset, but has transferred control over the asset.

Where the Group has transferred its rights to receive cash flows from an asset and has neither transferred nor retained substantially all the risks and rewards of the asset nor transferred control over the asset, the asset is recognized to the extent of the Group's continuing involvement in the asset. Continuing involvement that takes the form of a guarantee over the transferred asset is measured at the lower of the original carrying amount of the asset and the maximum amount of consideration that the Group could be required to repay.

Where continuing involvement takes the form of a written and/or purchased option (including an option cash-settled on net basis or a similar provision) on the transferred asset, the extent of the Group's continuing involvement is the amount of the transferred asset that the Group may repurchase, except that in the case of a written put option (including an option cash-settled on net basis or a similar provision) on an asset measured at fair value, the extent of the Group's continuing involvement is limited to the lower of the fair value of the transferred asset and the option exercise price.

##### *Financial liabilities*

A financial liability is derecognized when the obligation under the liability is discharged or cancelled or expires.

Where an existing financial liability is replaced by another from the same lender on substantially different terms, or the terms of an existing liability are substantially modified, such an exchange or modification is treated as a derecognition of the original liability and the recognition of a new liability, and the difference in the respective carrying amounts is recognized in profit or loss.

#### Financial guarantees

In the ordinary course of business, the Group gives financial guarantees, consisting of letters of credit, guarantees and acceptances. Financial guarantees are initially recognized in the consolidated financial statements at fair value, in the 'Other liabilities', being the fee received. Subsequent to initial recognition, the Group's liability under each guarantee is measured at the higher of the amortized premium and the best estimate of expenditure required to settle any financial obligation arising as a result of the guarantee.

Any increase in the liability relating to financial guarantees is taken to profit or loss. The fee received is recognized in the consolidated statement of profit or loss on a straight-line basis over the life of the guarantee.



*(in millions of Russian rubles)***Translation from the Russian original****5. Summary of accounting policies (continued)****Taxation**

Current income tax expense is calculated in accordance with the regulations currently in force in the respective countries in which the Group operates. Income tax expense of the Group comprises current and deferred income tax. Current income tax is calculated by applying income tax rate effective at the consolidated reporting date to the taxable base.

Deferred tax assets and liabilities are calculated in respect of temporary differences using the assets and liability method. Deferred income taxes are provided for all temporary differences arising between the tax bases of assets and liabilities and their carrying values for consolidated financial reporting purposes, except where the deferred income tax arises from the initial recognition of goodwill or of an asset or liability in a transaction that is not a business combination and, at the time of the transaction, affects neither the accounting profit nor taxable profit or loss.

Deferred tax assets are recorded only to the extent that it is probable that taxable profit will be available against which the deductible temporary differences can be utilized. Deferred tax assets and liabilities are measured at tax rates that are expected to apply to the period when the asset is realized or the liability is settled, based on tax legislation that has been enacted or substantively enacted at the reporting date.

Deferred income tax is provided on temporary differences arising on investments in subsidiaries, associates and joint ventures, except where the timing of the reversal of the temporary difference can be controlled and it is probable that the temporary difference will not reverse in the foreseeable future.

The income and expenses of Vnesheconombank are not taxable for income tax purposes.

Various operating taxes, which are assessed on the Group's activities, are included in "Taxes other than income tax" in the consolidated statement of profit or loss.

**Property and equipment**

Property and equipment are carried at cost, excluding the costs of day-to-day servicing, less accumulated depreciation and any accumulated impairment. Such cost includes the cost of replacing part of equipment when that cost is incurred if the recognition criteria are met.

The carrying values of property and equipment are reviewed for impairment when events or changes in circumstances indicate that the carrying value may not be recoverable.

Depreciation of an asset begins when it is available for use. Depreciation of assets under construction and those not placed in service commences from the date the assets are placed into service. Depreciation is calculated on a straight-line basis over the following estimated useful lives:

	<u>Years</u>
Buildings	15-60
Equipment	2-10
Motor vehicles	2-30

Land has an indefinite useful life and is not depreciated.

Leasehold improvements are amortized over the lease term of property and equipment.

The asset's residual values, useful lives and depreciation methods are reviewed and adjusted as appropriate, at each financial year-end.

Costs related to repairs and renewals are charged when incurred and included in other operating expenses, unless they qualify for capitalization.

(in millions of Russian rubles)

## Translation from the Russian original

### 5. Summary of accounting policies (continued)

#### Impairment of non-financial assets

Non-financial assets, other than deferred taxes and investment property, are assessed at each reporting date for any indications of impairment. If such indicators exist, the Bank determines the recoverable amount of the respective assets. An impairment loss is recognized when the carrying amount exceeds its recoverable amount. The recoverable amount of non-financial assets is the greater of their fair value less costs to sell and value in use. Costs to sell are the costs associated with disposal of an asset tested for impairment, less finance costs. Value in use of an asset reviewed for impairment is the present value of the future cash flows expected to be derived from the use of an asset and its subsequent disposal.

All impairment losses in respect of non-financial assets are recognized in profit or loss and reversed only if there has been a change in the estimates used to determine the recoverable amount. Any impairment loss is only reversed to the extent that the asset's carrying amount does not exceed the carrying amount that would have been determined, net of depreciation or amortization, if no impairment loss had been recognized.

#### Goodwill

Goodwill acquired in a business combination is initially measured at cost being the excess of the consideration transferred over the Group's net identifiable assets acquired and liabilities assumed. Goodwill on an acquisition of a subsidiary is included in other assets. Goodwill on an acquisition of an associate is included in the investments in associates. Following initial recognition, goodwill is measured at cost less any accumulated impairment losses.

Goodwill is reviewed for impairment annually or more frequently if events or changes in circumstances indicate that the carrying amount may be impaired.

For the purpose of impairment testing, goodwill acquired in a business combination is, from the acquisition date, allocated to each of the Group's cash-generating units, or groups of cash-generating units, that are expected to benefit from the synergies of the combination, irrespective of whether other assets or liabilities of the acquiree are assigned to those units or groups of units. Each unit or group of units to which the goodwill is so allocated:

- represents the lowest level within the Group at which the goodwill is monitored for internal management purposes;
- is not larger than the operating segment as defined in IFRS 8 *Operating Segments* before aggregation.

Impairment of goodwill is determined by assessing the recoverable amount of the cash-generating unit (group of cash-generating units), to which the goodwill relates. Where the recoverable amount of the cash-generating unit (group of cash-generating units) is less than the carrying amount, an impairment loss is recognized. Impairment losses relating to goodwill cannot be reversed in future periods.



(in millions of Russian rubles)

## Translation from the Russian original

### 5. Summary of accounting policies (continued)

#### Intangible assets other than goodwill

Intangible assets other than goodwill include computer software and licenses.

Intangible assets acquired separately are measured on initial recognition at cost. The cost of intangible assets acquired in a business combination is fair value as at the date of acquisition. Following initial recognition, intangible assets are carried at cost less any accumulated amortization and any accumulated impairment losses. The useful lives of intangible assets are assessed to be either finite or indefinite. Intangible assets with finite lives are amortized on a straight-line basis over the useful economic lives of 1 to 10 years and assessed for impairment whenever there is an indication that the intangible asset may be impaired. Amortization periods and methods for intangible assets with indefinite useful lives are reviewed at least at each financial year-end.

#### Assets classified as held for sale

The Group classifies a non-current asset (or a disposal group) as held for sale if its carrying amount will be recovered principally through a sale transaction rather than through continuing use. For this to be the case, the non-current asset (or disposal group) must be available for immediate sale in its present condition subject only to terms that are usual and customary for sales of such assets (or disposal groups) and its sale must be highly probable.

The sale qualifies as highly probable if the Group's management is committed to a plan to sell the non-current asset (or disposal group) and an active program to locate a buyer and complete the plan must have been initiated. Further, the non-current asset (or disposal group) must have been actively marketed for a sale at price that is reasonable in relation to its current fair value and in addition the sale should be expected to qualify for recognition as a completed sale within one year from the date of classification of the non-current asset (or disposal group) as held for sale.

The Group measures an asset (or disposal group) classified as held for sale at the lower of its carrying amount and fair value less costs to sell. The Group recognizes an impairment loss for any initial or subsequent write-off of the asset (or disposal group) to fair value less costs to sell if events or changes in circumstance indicate that their carrying amount may be impaired.

#### Investment property

Investment property is land or building or a part of building held to earn rental income or for capital appreciation and which is not used by the Group or held for the sale in the ordinary course of business. Property that is being constructed or developed or redeveloped for future use as investment property is also classified as investment property.

Investment property is initially recognized at cost, including transaction costs, and subsequently remeasured at fair value reflecting market conditions at the end of the reporting period. Fair value of the Group's investment property is determined on the base of various sources including reports of independent appraisers, who hold a recognized and relevant professional qualification and who have recent experience in valuation of property of similar location and category.

Investment property that is being redeveloped for continuing use as investment property or for which the market has become less active continues to be measured at fair value. Earned rental income is recognized in the statement of profit or loss within other income. Gains and losses resulting from changes in the fair value of investment property are recorded in the statement of profit or loss and presented within other income or other operating expenses.

Subsequent expenditure is capitalized only when it is probable that future economic benefits associated with it will flow to the Group and the cost can be measured reliably. All other repairs and maintenance costs are expensed when incurred. If an investment property becomes owner-occupied, it is reclassified to property and equipment, and its carrying amount at the date of reclassification becomes its deemed cost to be subsequently depreciated.

(in millions of Russian rubles)

## Translation from the Russian original

### 5. Summary of accounting policies (continued)

#### Investment property under construction

Investment property under construction represents rights on assets which are being constructed under construction investment agreements. Such assets are not registered as "real estate assets" with the registration chamber and are under construction. Investment property under construction is stated at cost, which represents the amount of cash or other consideration paid, as the fair value of investment property under construction cannot be reliably measured. The Group expects that a reliable estimate will become possible upon completion of construction.

#### Inventory (real estate properties and land for sale)

The Groups classifies as inventory any projects involving the construction of real estate intended for sale (including residential premises) which are implemented by its subsidiaries engaged in development activities in the ordinary course of business.

In addition to these assets, the Group classifies as inventory those assets that are repossessed by the Group following legal proceedings for recovery of past due amounts payable under loans and held for sale in the near term in the ordinary course of business to cover losses arising from lending activities.

In accordance with IAS 2, the Group measures these assets at the lower of cost and net realizable value. Inventories are included in other assets in the consolidated statement of financial position. Net realizable value is the estimated selling price in the ordinary course of business less estimated costs to sell.

#### Provisions

Provisions are recognized when the Group has a present legal or constructive obligation as a result of past events, and it is probable that an outflow of resources embodying economic benefits will be required to settle the obligation and a reliable estimate of the amount of obligation can be made.

#### Retirement and other benefit obligations

Current pension contributions of the Group are calculated as a percentage of current gross salary payments to employees; such expense is charged to the statement of profit or loss in the period the related salaries are earned and included into payroll and other staff costs.

In addition, Vnesheconombank operates a defined contribution pension scheme, where the Bank's obligation for each period is determined by the amounts to be contributed for that period. Contributions made by the Bank are recognized as expenses in the respective period.

The Group has no other post-retirement benefits or other significant employee benefits requiring accrual.

#### Authorized capital

Asset contributions of the Russian Federation made for the formation of the Bank's authorized capital are recorded in equity. Vnesheconombank's authorized capital is not divided into stocks (shares).

#### Dividends

Vnesheconombank neither accrues nor pays dividends.

Dividends of subsidiaries are recognized as a liability and deducted from equity at the reporting date only if they are declared before or on the reporting date. Dividends are disclosed when they are proposed before the reporting date or proposed or declared after the reporting date but before the consolidated financial statements are authorized for issue.

(in millions of Russian rubles)

## Translation from the Russian original

### 5. Summary of accounting policies (continued)

#### Fiduciary assets

Assets held in a fiduciary capacity are not reported in the consolidated financial statements, as they are not the assets of the Group.

#### Segment reporting

The Group's segment reporting is based on the six operating segments disclosed in Note 8.

#### Contingencies

Contingent liabilities are not recognized in the consolidated statement of financial position, but are disclosed unless the possibility of any outflow in settlement is remote. A contingent asset is not recognized in the consolidated statement of financial position but disclosed when an inflow of economic benefits is probable.

#### Income and expense recognition

Income is recognized to the extent that it is probable that the economic benefits will flow to the Group and they can be reliably measured. The following specific recognition criteria must also be met before income and expense are recognized:

- *Interest and similar income and expense*

For all financial instruments measured at amortized cost and interest bearing securities classified as trading or available-for-sale, interest income or expense is recorded at the effective interest rate, which is the rate that exactly discounts estimated future cash payments or receipts through the expected life of the financial instrument or a shorter period, where appropriate, to the net carrying amount of the financial asset or financial liability. The calculation takes into account all contractual terms of the financial instrument (for example, prepayment options) and includes any fees or incremental costs that are directly attributable to the instrument and are an integral part of the effective interest rate, but not future credit losses. The carrying amount of the financial asset or financial liability is adjusted if the Group revises its estimates of payments or receipts. The adjusted carrying amount is calculated based on the original effective interest rate and the change in carrying amount is recorded as interest income or expense.

Once the recorded in consolidated financial statement value of a financial asset or a group of similar financial assets has been reduced due to an impairment loss, interest income continues to be recognized using the original effective interest rate applied to the new carrying amount.

- *Fee and commission income*

The Group earns fee and commission income from a diverse range of services it provides to its customers. Fee income can be divided into the following two categories:

- *Fee income earned from services that are provided over a certain period of time*

Fees earned for the provision of services over a period of time are accrued over that period. These fees include commission income and fees for asset management, custody and other management and advisory services. Loan commitment fees for loans that are likely to be drawn down and other credit related fees are deferred (together with any incremental costs) and recognized as an adjustment to the effective interest rate on the loan.

- *Fee income from providing transaction services*

Fees arising from negotiating or participating in the negotiation of a transaction for a third party – such as the arrangement of the acquisition of shares or other securities or the purchase or sale of businesses – are recognized on completion of the underlying transaction. Fees or components of fees that are linked to a certain performance are recognized after fulfilling the corresponding criteria.

- *Dividend income*

---

*(in millions of Russian rubles)*

**Translation from the Russian original**

Revenue is recognized when the Group's right to receive the payment is established.

(in millions of Russian rubles)

## Translation from the Russian original

### 5. Summary of accounting policies (continued)

#### Foreign currency translation

The consolidated financial statements are presented in Russian rubles, which is the Bank's functional currency and Group's presentation currency. Each organization in the Group determines its own functional currency and items included in the financial statements of each organization are measured using that functional currency. Transactions in foreign currencies are initially recorded in the functional currency, converted at the rate of exchange ruling at the date of the transaction. Monetary assets and liabilities denominated in foreign currencies are retranslated at the functional exchange rate of exchange ruling at the reporting date. Gains and losses resulting from the translation of foreign currency transactions are recognized in the consolidated statement of profit or loss as 'Gains less losses from foreign currencies – translation differences'. Non-monetary items that are measured in terms of historical cost in a foreign currency are translated using the exchange rates as at the dates of the initial transactions. Non-monetary items measured at fair value in a foreign currency are translated using the exchange rates at the date when the fair value was determined.

Differences between the contractual exchange rate of a transaction in a foreign currency and the Bank of Russia exchange rate on the date of the transaction are included in 'Gains less losses from foreign currencies'. The official exchange rates of the Bank of Russia as at 31 December 2015 and 31 December 2014 were RUB 72,8827 and RUB 56,2584 to 1 USD, respectively.

As at the reporting date, the assets and liabilities of the Group's organizations whose functional currency is different from the presentation currency of the Group and is not a currency of a hyperinflationary economy are translated into Russian rubles at the rate of exchange ruling at the reporting date, and their statements of profit or loss are translated at the weighted average exchange rates for the year.

Due to the significantly deteriorating macroeconomic environment in the Republic of Belarus, a considerable devaluation of the Belarusian ruble and accelerated inflation in 2011, the Republic of Belarus was recognized as a hyperinflationary economy in November 2011 starting from 1 January 2011. Financial statements of a subsidiary in the Republic of Belarus were translated using the general price index of the Republic of Belarus before inclusion into the Group's consolidated financial statements in accordance with IAS 29 Financial Reporting in Hyperinflationary Economies. The results and financial position of the subsidiary bank are subject to translation into the presentation currency of the Group at the rate of exchange ruling at the reporting date. Since 1 January 2015 the economy of the Republic of Belarus ceased to be considered hyperinflationary.

Exchange differences arising from recognition of financial results and position of every consolidated organization are recognized in other comprehensive income and are presented as a separate component of equity.

On disposal of a subsidiary or an associate whose functional currency is different from the presentation currency of the Group, the deferred cumulative amount recognized in other comprehensive income relating to that particular organization is recognized in profit or loss. Any goodwill arising on the acquisition of a foreign operation and any fair value adjustments to the carrying amounts of assets and liabilities arising on the acquisition are treated as assets and liabilities of the foreign operations and translated at the closing rate.

(in millions of Russian rubles)

## Translation from the Russian original

### 5. Summary of accounting policies (continued)

#### Standards and interpretations issued but not yet effective

Disclosed below are standards issued but not yet effective up to the date of issuance of the Group's consolidated financial statements. The Group intends to adopt these standards, if applicable, when they become effective.

##### *IFRS 9 Financial Instruments*

In July 2014, the International Accounting Standard Board (IASB) issued the final version of IFRS 9 Financial Instruments, which reflects all phases of the financial instruments project and replaces IAS 39 Financial Instruments: Recognition and Measurement and all previous versions of IFRS 9. The standard introduces new requirements for classification and measurement, impairment, and hedge accounting.

IFRS 9 is effective for annual periods beginning on or after 1 January 2018, with early application permitted. Retrospective application is required, but comparative information is not compulsory. Early application of previous versions of IFRS 9 (2009, 2010 and 2013) is permitted if the date of initial application is before 1 February 2015. The adoption of IFRS 9 will have an effect on the classification and measurement of the Group's financial assets, but no impact on the classification and measurement of the Group's financial liabilities. The Group expects that impairment requirements of IFRS 9 will have a significant impact on its equity. The Group will require more detailed analysis including all relevant and acceptable information, including prospective data, to assess the impact.

##### *IFRS 15 Revenue from Contracts with Customers*

IFRS 15 was issued in May 2014 and establishes a new five-step model that will apply to revenue arising from contracts with customers. Revenue arising from lease contracts within the scope of IAS 17 Leases, insurance contracts within the scope of IFRS 4 Insurance Contracts and financial instruments and other contractual rights and obligations within the scope of IAS 39 Financial Instruments: Recognition and Measurement (or IFRS 9 Financial Instruments, if adopted early) is out of the scope of IFRS 15 and is dealt with by the respective standards.

Under IFRS 15, revenue is recognized at an amount that reflects the consideration to which an entity expects to be entitled in exchange for transferring goods or services to a customer. The principles in IFRS 15 provide a more structured approach to measuring and recognizing revenue.

The new revenue standard is applicable to all entities and will supersede all current revenue recognition requirements under IFRS. Either a full or simplified application is required for annual periods beginning on or after 1 January 2018. Early application is permitted. The Group is currently assessing the impact of IFRS 15 and plans to adopt the new standard on the required effective date.

##### *IFRS 14 Regulatory Deferral Accounts*

IFRS 14 is an optional standard that allows an entity, whose activities are subject to rate-regulation, to continue applying most of its existing accounting policies for regulatory deferral account balances upon its first-time adoption of IFRS. Entities that adopt IFRS 14 must present the regulatory deferral accounts as separate line items on the statement of financial position and present movements in these account balances as separate line items in the statement of profit or loss and other comprehensive income. The standard requires disclosures on the nature of, and risks associated with, the entity's rate-regulation and the effects of that rate-regulation on its financial statements. IFRS 14 is effective for annual periods beginning on or after 1 January 2016. Since the Group is an existing IFRS preparer, this standard would not apply.

(in millions of Russian rubles)

## Translation from the Russian original

### 5. Summary of accounting policies (continued)

#### Standards and interpretations issued but not yet effective (continued)

##### *Amendments to IFRS 11 Joint Arrangements: Accounting for Acquisitions of Interests*

The amendments to IFRS 11 require that a joint operator accounting for the acquisition of an interest in a joint operation, in which the activity of the joint operation constitutes a business, must apply the relevant IFRS 3 principles for business combinations accounting. The amendments also clarify that a previously held interest in a joint operation is not remeasured on the acquisition of an additional interest in the same joint operation while joint control is retained. In addition, a scope exclusion has been added to IFRS 11 to specify that the amendments do not apply when the parties sharing joint control, including the reporting entity, are under common control of the same ultimate controlling party.

The amendments apply to both the acquisition of the initial interest in a joint operation and the acquisition of any additional interests in the same joint operation, and are prospectively effective for annual periods beginning on or after 1 January 2016, with early adoption permitted. Early application is permitted. These amendments are not expected to have any impact on the Group.

##### *IFRS 16 Leases*

IFRS 16 Leases is issued in January 2016 and effective for the annual periods beginning on or after 1 January 2019. IFRS 16 results in lessees accounting for most leases within the scope of the standard in a manner similar to the way in which finance leases are currently accounted for under IAS 17 Leases. Lessees will recognise a 'right of use' asset and a corresponding financial liability on the balance sheet. The asset will be amortized over the length of the lease and the financial liability measured at amortized cost. Lessor accounting remains substantially the same as in IAS 17 Leases.

##### *Amendments to IAS 16 and IAS 38: Clarification of Acceptable Methods of Depreciation and Amortization*

The amendments clarify the principle in IAS 16 and IAS 38 that revenue reflects a pattern of economic benefits that are generated from operating a business (of which the asset is part) rather than the economic benefits that are consumed through use of the asset. As a result, a revenue-based method cannot be used to depreciate property, plant and equipment and may only be used in very limited circumstances to amortize intangible assets. The amendments are retrospectively effective for annual periods beginning on or after 1 January 2016, with early adoption permitted. These amendments are not expected to have any impact on the Group, as the Group has not used a revenue-based method to depreciate its non-current assets.

##### *Amendments to IAS 16 and IAS 41 Agriculture: Bearer Plants*

The amendments change the accounting requirements for biological assets that meet the definition of bearer plants. Under the amendments, biological assets that meet the definition of bearer plants will no longer be within the scope of IAS 41. Instead, IAS 16 will apply. After initial recognition, bearer plants will be measured at accumulated cost (before maturity) and using either the cost model or revaluation model (after maturity). The amendments also require that produce that grows on bearer plants will remain in the scope of IAS 41 measured at fair value less costs to sell. For government grants related to bearer plants, IAS 20 Accounting for Government Grants and Disclosure of Government Assistance will apply. The amendments are retrospectively effective for annual periods beginning on or after 1 January 2016, with early adoption permitted. These amendments are not expected to have any impact on the Group as the Group does not have any bearer plants.



(in millions of Russian rubles)

## Translation from the Russian original

### 5. Summary of accounting policies (continued)

#### Standards and interpretations issued but not yet effective (continued)

##### *Amendments to IAS 27 - Equity Method in Separate Financial Statements*

The amendments will allow entities to use the equity method to account for investments in subsidiaries, joint ventures and associates in their separate financial statements. Entities already applying IFRS and electing to change to the equity method in its separate financial statements will have to apply that change retrospectively. First

statements will be required to apply this method from the date of transition to IFRS. The amendments are effective for annual periods beginning on or after 1 January 2016, with early adoption permitted). The Bank currently considers whether to apply these amendments for preparation of its separate financial statements. These amendments are not expected to have any impact on the Group's consolidated financial statements.

##### *Amendments to IFRS 10 and IAS 28: Sale or Contribution of Assets between an Investor and its Associate or Joint Venture*

The amendments address the acknowledged inconsistency between the requirements in IFRS 10 and IAS 28 in dealing with the loss of control of a subsidiary that is contributed to an associate or a joint venture. The amendments clarify that an investor recognizes a full gain or loss on the sale or contribution of assets that constitute a business, as defined in IFRS 3, between an investor and its associate or joint venture.. The amendments are applied prospectively. The effective date will be indicated later by IASB.

##### *Disclosure Initiative - Amendments to IAS 1 Presentation of Financial Statements*

The amendments to IAS 1 Presentation of Financial Statements clarify, rather than significantly change, existing IAS 1 requirements. The amendments clarify:

- The materiality requirements in IAS 1
- That specific line items in the statement(s) of profit or loss and OCI and the statement of financial position may be disaggregated
- That entities have flexibility as to the order in which they present the notes to financial statements
- That the share of OCI of associates and joint ventures accounted for using the equity method must be presented in aggregate as a single line item, and classified between those items that will or will not be subsequently reclassified to profit or loss.

Furthermore, the amendments clarify the requirements that apply when additional subtotals are presented in the statement of financial position and the statement(s) of profit or loss and OCI. These amendments are issued in December 2014 and effective for annual periods on or after 1 January 2016. Earlier application is permitted. These amendments are not expected to have any impact on the Group.

##### *Investment Entities: Applying the Consolidation Exception Amendment to IFRS 10, IFRS 12 and IAS 28*

The amendments address issues that have arisen in applying the investment entities exception under IFRS 10. The amendments to IFRS 10 clarify that the exemption from presenting consolidated financial statements applies to a parent entity that is a subsidiary of an investment entity, when the investment entity measures all of its subsidiaries at fair value.

Furthermore, the amendments to IFRS 10 clarify that only a subsidiary of an investment entity that is not an investment entity itself and that provides support services to the investment entity is consolidated. All other subsidiaries of an investment entity are measured at fair value. The amendments to IAS 28 allow the investor, when applying the equity method, to retain the fair value measurement applied by the investment entity associate or joint venture to its interests in subsidiaries. The amendments are effective for annual periods on or after 1 January 2016. These amendments must be applied retrospectively. Earlier application is permitted. These amendments are not expected to have any impact on the Group.



(in millions of Russian rubles)

## Translation from the Russian original

### 5. Summary of accounting policies (continued)

#### Standards and interpretations issued but not yet effective (continued)

##### *Annual improvements 2010-2012 Cycle*

These improvements become effective on or after 1 January 2016 and are not expected to have any material impact on the Group. They include:

##### *IFRS 5 Non-current Assets Held for Sale and Discontinued Operations – changes in methods of disposal.*

Assets (or disposal groups) are generally disposed of either through sale or through distribution to owners. The amendment to IFRS 5 clarifies that changing from one of these disposal methods to the other should not be considered to be a new plan of disposal, rather it is a continuation of the original plan. There is therefore no interruption of the application of the requirements in IFRS 5. The amendment also clarifies that changing the disposal method does not change the date of classification. The amendment must be applied prospectively to changes in methods of disposal that occur in annual periods beginning on or after 1 January 2016, with earlier application permitted.

##### *IFRS 7 Financial Instruments: Disclosures – servicing contracts*

IFRS 7 requires an entity to provide disclosures for any continuing involvement in a transferred asset that is derecognised in its entirety. The Board was asked whether servicing contracts constitute continuing involvement for the purposes of applying these disclosure requirements. The amendment clarifies that a servicing contract that includes a fee can constitute continuing involvement in a financial asset. An entity must assess the nature of the fee and arrangement against the guidance for continuing involvement in paragraphs IFRS 7.B30 and IFRS 7.42C in order to assess whether the disclosures are required. The amendment must be applied for annual periods beginning on or after 1 January 2016, with earlier application permitted. The amendment is to be applied such that the assessment of which servicing contracts constitute continuing involvement will need to be done retrospectively. However, the required disclosures would not need to be provided for any period beginning before the annual period in which the entity first applies the amendments.

##### *IFRS 7 Financial Instruments: Disclosures - applicability of the offsetting disclosures to condensed interim financial statements.*

In December 2011, IFRS 7 was amended to add guidance on offsetting of financial assets and financial liabilities. In the effective date and transition for that amendment IFRS 7 states that “An entity shall apply those amendments for annual periods beginning on or after 1 January 2013 and interim periods within those annual periods. The interim disclosure standard, IAS 34, does not reflect this requirement, however, and it is not clear whether those disclosures are required in the condensed interim financial report.

The amendment removes the phrase ‘and interim periods within those annual periods’, clarifying that these IFRS 7 disclosures are not required in the condensed interim financial report. The amendment must be applied retrospectively for annual periods beginning on or after 1 January 2016, with earlier application permitted.

##### *IAS 19 Employee Benefits – regional market issue regarding discount rate.*

The amendment to IAS 19 clarifies that market depth of high quality corporate bonds is assessed based on the currency in which the obligation is denominated, rather than the country where the obligation is located. When there is no deep market for high quality corporate bonds in that currency, government bond rates must be used. The amendment must be applied for annual periods beginning on or after 1 January 2016, with earlier application permitted.

(in millions of Russian rubles)

## Translation from the Russian original

### 5. Summary of accounting policies (continued)

#### Standards and interpretations issued but not yet effective (continued)

*IAS 34 Interim Financial Reporting – disclosure of information ‘elsewhere in the interim financial report’.*

The amendment states that the required interim disclosures must either be in the interim financial statements or incorporated by cross-reference between the interim financial statements and wherever they are included within the greater interim financial report (e.g., in the management commentary or risk report). The Board specified that the other information within the interim financial report must be available to users on the same terms as the interim financial statements and at the same time. If users do not have access to the other information in this manner, then the interim financial report is incomplete. The amendment should be applied retrospectively for annual periods beginning on or after 1 January 2016, with early application permitted.

### 6. Significant accounting judgments and estimates

The preparation of consolidated financial statements requires management to make judgments and estimates related to the reported amounts. These judgments and estimates are based on information available as of the date of the consolidated financial statements. The actual results may differ from these estimates and it is possible that these differences may have a material effect on the consolidated financial statements.

The most significant use of judgments and estimates is as follows:

#### *Fair values of financial instruments*

Where the fair values of financial assets and financial liabilities recorded in the statement of financial position cannot be derived from active markets, they are determined using a variety of valuation techniques that include the use of mathematical models. The input to these models is taken from observable markets where possible, but where this is not feasible, a degree of judgment is required in establishing fair values. More details are provided in Note 37.

#### *Fair value of investment property*

The Group recognizes land and buildings within investment property at fair value and performs revaluation on a regular basis. For this purpose, the Group engages an independent qualified appraiser. Fair values of investment property are measured by comparing them to the market value of similar properties, as well as by using other methods.

#### *Allowance for impairment of loans and receivables*

The Group regularly reviews its loans and receivables to assess the impairment. The Group uses its experienced judgment to estimate the amount of any impairment loss in cases where a borrower is in financial difficulties and there are few available sources of historical data relating to similar borrowers. Similarly, the Group estimates changes in future cash flows based on the observable data indicating that there has been an adverse change in the payment status of borrowers in a group, or national or local economic conditions that correlate with defaults on assets in the group. Management uses estimates based on historical loss experience for assets with credit risk characteristics and objective evidence of impairment similar to those in the group of loans and receivables. The Group uses its experienced judgment to adjust observable data for a group of loans or receivables to reflect current circumstances. The provision for loan impairment recognized in the consolidated statement of financial position as at 31 December 2015 is RUB 769,871 million (31 December 2014: RUB 588,956 million). More details are provided in Notes 14, 17 and 18.

#### *Impairment of goodwill*

The Group determines whether goodwill is impaired at least on an annual basis. This requires an estimation of the value in use of the cash-generating units to which the goodwill is allocated. Estimating the value in use requires the Group to make an estimate of the expected future cash flows from the cash-generating unit and to also choose a suitable discount rate in order to calculate the present value of those

---

*(in millions of Russian rubles)*

**Translation from the Russian original**

cash flows. As at 31 December 2015, the carrying value of goodwill amounted to RUB 1,381 million (as at 31 December 2014: RUB 1,381 million). More details are provided in Note 25.

*(in millions of Russian rubles)***Translation from the Russian original****7. Business combinations****Acquisitions in 2015**

On 2 July 2015 Pilsen Toll s.r.o. , the subsidiary of LLC "VEB Capital", acquired 85% of voting shares in the holding company United Group S.A. registered in Luxembourg. United Group S.A. is a beneficiary owner of a metallurgical enterprise in the Czech Republic. The Group's participation in its authorized capital is explained by the Bank's financing of the respective investment project.

The fair values of identifiable assets and liabilities acquired, as determined by an independent appraiser, were as follows:

	<b>Fair value recognized on acquisition of control</b>
Cash and cash equivalents	12
Property and equipment (Note 22)	6,953
Deferred income tax assets (Note 23)	138
Other assets	664
	<b>7,767</b>
Amounts due to banks	9,104
Amounts due to customers	2,363
Deferred income tax liabilities (Note 23)	890
Provisions (Note 24)	167
Other liabilities	960
	<b>13,484</b>
<b>Total identifiable net assets</b>	<b>(5,717)</b>
Less liabilities to the Group	12,102
Non-controlling interests	858
Goodwill on acquisition	4,859
<b>Consideration transferred on acquisition</b>	<b>12,102</b>

The Group decided to measure the non-controlling interest in United Group S.A. at the proportionate share of non-controlling participants in its identifiable net assets.

As a result of impairment testing, goodwill of RUB 4,859 million was written off to expense and recorded within other operating expenses of the consolidated statement of profit or loss .

At the date of acquisition the Group recognized loans and other assets provided to United Group S.A. in the amount of RUB 6,984 million. The fair value of these funds reported in the financial statements of United Group S.A. within amounts due to banks, amounts due to customers and other liabilities determined by an independent appraiser at the date of acquisition amounted to RUB 12,102 million. Transactions representing the earlier existing relations between the Group's participants were eliminated in business combination accounting and gain on such elimination in the amount of RUB 5,118 million is recorded in other operating income of the consolidated statement of profit or loss . The funds raised from the Group were eliminated from the identifiable liabilities of United Group S.A. and consideration transferred on acquisition was increased by the fair value of the above liabilities.

*(in millions of Russian rubles)***Translation from the Russian original****7. Business combinations (continued)****Acquisitions in 2015 (continued)**

Cash outflow on acquisition of the subsidiary

Net cash acquired with the subsidiary (included in cash flows from investing activities)	12
Cash paid at the acquisition of control (included in cash flows from investing activities)	-
<b>Net cash flow</b>	<b>12</b>

From the date of acquisition, the contribution of United Group S.A to the Group's non-interest income is RUB 2,001 million. Its contribution to the financial result of the Group is a loss of RUB 5,905 million. If the combination had taken place at the beginning of the year, the Group's net profit for 2015 would have been RUB 13,829 million.

**Acquisitions in 2014**

Due to the approval of the new version of the Charter of Resad LLC by the general meeting of the participants on 24 July 2014, the Bank acquired control over the entity (state registration of the new version of the charter was completed in August 2014). The Bank's share in the authorized capital of the company remained unchanged at 85%.

Resad LLC is the client for the Molzhaninovka gas-turbine thermal power plant construction project in Moscow.

On 29 July 2014, the Bank acquired 100% of the voting shares of Resort Zolotoe Koltso LLC, the contractor for the construction of the tourist and recreation complex in the Pereslavsky district in Yaroslavl Region.

The Bank's participation in Resad LLC and Resort Zolotoe Koltso LLC is related to the Bank's financing of the respective projects.

The fair value of the acquired identifiable assets and liabilities of the specified entities are presented in the table below.

	<b>Fair value recognized on the acquisition of control over Resad LLC</b>	<b>Fair value recognized on the acquisition of control over Resort Zolotoe Koltso LLC</b>
Cash and cash equivalents	1	-
Property and equipment	1,367	1,759
Income tax assets	26	-
Other assets	762	228
	<b>2,156</b>	<b>1,987</b>
Amounts due to customers	-	4
Income tax liabilities	-	54
Other liabilities	199	78
	<b>199</b>	<b>136</b>
<b>Total identifiable net assets</b>	<b>1,957</b>	<b>1,851</b>
Non-controlling interests	586	-
<b>Compensation transferred upon acquisition of control</b>	<b>2,543</b>	<b>1,851</b>

*(in millions of Russian rubles)***Translation from the Russian original****7. Business combinations (continued)****Acquisitions in 2014 (continued)**

At the acquisition dates, the Group recognized loans to Resad LLC and Resort Zolotoe Koltso LLC, which were recognized as amounts due to banks at carrying value in the financial statements of the specified entities (RUB 5,864 million and RUB 3,739 million, respectively). The fair value of the specified liabilities of Resad LLC and Resort Zolotoe Koltso LLC amounted to RUB 2,543 million and RUB 1,851 million, respectively. The mentioned transactions representing the pre-existing relations between the Group members were fully eliminated in the process of accounting for the business combination. Borrowings from the Group were eliminated from the identifiable liabilities of Resad LLC and Resort Zolotoe Koltso LLC, and compensation transferred upon acquisition was increased by the respective fair value of the specified liabilities.

The Group decided to measure the non-controlling interest in Resad LLC at the proportionate share of non-controlling participants in its identifiable net assets.

*Cash flows on acquisition of the subsidiary*

Net cash acquired with the subsidiary (included in cash flows from investing activities)	1
Cash paid at the acquisition of control (included in cash flows from investing activities)	—
<b>Net cash flow</b>	<b>1</b>

The share of the specified entities in the financial results of the Group was insignificant. Had the acquisition been made at the beginning of the year, the Group's net loss would not have changed significantly.

**Changes in ownership interest in subsidiaries in 2015**

In the first quarter of 2015, following the results of the additional issue of shares of PSC Prominvestbank which started in December 2014, the carrying amount of net assets of PSC Prominvestbank increased by RUB 16,993 million and the contribution of non-controlling shareholders amounted to RUB 2 million. In addition, during 2015, PSC Prominvestbank repurchased 2,164,558 shares from non-controlling shareholders and sold 2,673,090 treasury shares to the third parties. In the third quarter of 2015, following the results of the next additional issue of shares of PSC Prominvestbank which started in May 2015, the carrying amount of net assets of PSC Prominvestbank increased by RUB 15,845 million and the contribution of non-controlling shareholders amounted to RUB 1 million. As a result of the reallocation of interests between the Bank and other shareholders, non-controlling interests increased by RUB 245 million; the Group's retained earnings, unrealized revaluation of investment financial assets available for sale and foreign currency translation reserve decreased by RUB 214 million, RUB 8 million and RUB 5 million, respectively.

In 2015 RDIF long-term direct investment mutual fund repurchased non-controlling interests in some of its subsidiaries. The reallocation of interests resulted in an increase of the Group's non-controlling interests by RUB 931 million.

In December 2015, Pilsen Toll s.r.o., a subsidiary of LLC "VEB-Capital", repurchased 150 shares of the B class from the owners of non-controlling interests. After this acquisition the Group's share in the authorized capital of United Group s.a. amounts to 100%. As a result of the reallocation of interests, non-controlling interests increased by RUB 1,851 million and the Group's retained earnings and foreign currency translation reserve decreased by RUB 1,430 million and RUB 421 million, respectively.

*(in millions of Russian rubles)***Translation from the Russian original****7. Business combinations (continued)****Changes in ownership interest in subsidiaries in 2014**

In the first quarter of 2014, PSC Prominvestbank disposed to third parties 1,779,521 shares earlier purchased from non-controlling shareholders. The reallocation of interests between Vnesheconombank and the remaining non-controlling shareholders resulted in an increase in the value of non-controlling interests and retained earnings of the Group by RUB 38 million and RUB 36 million concurrently with a decrease in the foreign currency translation reserve by RUB 3 million, respectively.

During the fourth quarter of 2014, PSC Prominvestbank purchased 508,532 shares from non-controlling shareholders. The reallocation of interests between Vnesheconombank and the remaining non-controlling shareholders resulted in an increase in the value of non-controlling interests by RUB 4 million concurrently with a decrease in the foreign currency translation reserve and retained earnings of the Group by RUB 1 million and RUB 21 million, respectively.

During the fourth quarter of 2014, following the results of the additional issue, the carrying value of Sviaz-Bank's net assets increased by RUB 10,000 million. The reallocation of interests between the Bank and the remaining non-controlling shareholders resulted in an increase in the value of non-controlling interests and retained earnings of the Group by RUB 5 million and RUB 4 million, respectively, with a decrease in the unrealized revaluation in available-for-sale investment financial assets by RUB 9 million.

**8. Segment information**

For management purposes, the Group has six operating business segments:

Segment 1	Vnesheconombank, "SME Bank";
Segment 2	Sviaz-Bank, JSC "GLOBEXBANK", R.G.L.;
Segment 3	PSC "Prominvestbank" (Ukraine);
Segment 4	Bank BelVEB OJSC (Republic of Belarus);
Segment 5	OJSC "VEB-Leasing";
Segment 6	LLC "VEB Capital", LLC "VEB Engineering", FCPF, OJSC "Development Corporation of North Caucasus", RDIF Management Company LLC, EXIAR, Mutual Fund RDIF, OJSC "The Far East and Baikal Region Development Fund", VEB Asia Limited, Resad LLC, Resort Zolotoe Koltso LLC, EXIMBANK OF RUSSIA and other subsidiaries.

Segment 1 comprises major banks within the Group. Segment 2 comprises banks that were purchased in 2008 and 2009 to recover their financial stability in line with anti-crisis measures developed by the Russian Government and their subsidiaries. Segments 3 and 4 reflect the Group's banking operations in Ukraine and the Republic of Belarus, respectively. Segment 5 reflects leasing operations of the Group. Segment 6 comprises other subsidiaries and funds in which the Group holds a controlling ownership interest.

The operating segments were not combined for the purpose of creating the above reporting operating business segments

In 2014, OJSC "VEB-Leasing" was transferred to a separate segment (Segment 5) as a result of a significant increase in its income and assets, and the comparative information was restated.

During the fourth quarter of 2014, shares of EXIMBANK OF RUSSIA (previously included in Segment 1) owned by the Bank were fully transferred to EXIAR following the Instruction of the President of the Russian Federation of 24 June 2014 on the establishment of the Centre for Exports Credit and Insurance Support on the basis of EXIAR. The established Centre for Exports Credit and Insurance Support was included in Segment 6. The comparative information was not restated, since the effect on the consolidated financial statements is insignificant.



*(in millions of Russian rubles)***Translation from the Russian original****8. Segment information (continued)**

Management of the Group monitors the operating results of each segment separately to make decisions on allocation of resources and to assess operating performance. Segments results are defined in a different way from that used for the purposes of the consolidated financial statements, as shown in the table below. Income taxes are managed on a group basis and are not allocated to operating segments.

Transfer prices between operating segments are set on an arm's length basis in a manner similar to transactions with third parties.

In 2015 and 2014, the Group received no income from transactions with one external client or counterparty that amounted to 10% or more of the Group's total income, except for income from transactions with entities under the control of the Russian Federation. Such income was mainly received from transactions within Segments 1, 2 and 5.

Information on the income and profit of the Group's operating segments is presented below:

2015	Segment 1	Segment 2	Segment 3	Segment 4	Segment 5	Segment 6	Total before adjustments and eliminations	Adjustments and eliminations	Total
<b>Income</b>									
<b>External customers</b>									
Interest income	183,691	63,485	16,837	13,620	44,304	3,355	325,292	–	325,292
Fee and commission income	4,810	2,630	1,744	2,611	37	72	11,904	–	11,904
Gains less losses from financial instruments at fair value through profit or loss	3,052	175	(3)	–	1,798	2,929	7,951	–	7,951
Gains less losses arising from investment securities available for sale	(27,841)	(663)	(2)	4	–	112	(28,390)	–	(28,390)
Gains less losses from foreign currencies	(17,714)	(1,795)	(518)	8,285	7,723	9,293	5,274	–	5,274
Share in net income/(loss) of associates and jointly controlled entities	561	(458)	–	(10)	(5,735)	(906)	(6,548)	–	(6,548)
Other income	336,512	2,061	1,175	1,314	5,625	7,882	354,569	–	354,569
<b>Total external income</b>	<b>483,071</b>	<b>65,435</b>	<b>19,233</b>	<b>25,824</b>	<b>53,752</b>	<b>22,737</b>	<b>670,052</b>	<b>–</b>	<b>670,052</b>
<b>Intersegment income</b>									
Interest income	21,972	2,947	–	19	1,043	15,834	41,815	(41,815)	–
Other intersegment income less expenses	4,248	181	(450)	(5,511)	658	(2,108)	(2,982)	2,982	–
<b>Total intersegment income</b>	<b>26,220</b>	<b>3,128</b>	<b>(450)</b>	<b>(5,492)</b>	<b>1,701</b>	<b>13,726</b>	<b>38,833</b>	<b>(38,833)</b>	<b>–</b>
<b>Total income</b>	<b>509,291</b>	<b>68,563</b>	<b>18,783</b>	<b>20,332</b>	<b>55,453</b>	<b>36,463</b>	<b>708,885</b>	<b>(38,833)</b>	<b>670,052</b>
Interest expense	(178,543)	(46,393)	(5,846)	(4,864)	(21,597)	(1,030)	(258,273)	–	(258,273)
Fee and commission expense	(993)	(869)	(141)	(713)	(22)	(25)	(2,763)	–	(2,763)
Provision for loan impairment	(154,739)	(32,237)	(60,513)	(5,867)	(38,536)	(960)	(292,852)	–	(292,852)
Payroll and other staff costs	(7,521)	(6,583)	(1,573)	(2,195)	(2,020)	(4,750)	(24,642)	–	(24,642)
Depreciation of property and equipment	(747)	(800)	(467)	(296)	(695)	(807)	(3,812)	–	(3,812)
Other provisions and provisions for impairment of other assets	(1,663)	(874)	(9,488)	(18)	(6,952)	(2,284)	(21,279)	–	(21,279)
Other expenses	(17,436)	(8,456)	(2,411)	(2,279)	(7,622)	(13,005)	(51,209)	–	(51,209)
<b>Total external expense</b>	<b>(361,642)</b>	<b>(96,212)</b>	<b>(80,439)</b>	<b>(16,232)</b>	<b>(77,444)</b>	<b>(22,861)</b>	<b>(654,830)</b>	<b>–</b>	<b>(654,830)</b>
<b>Intersegment expenses</b>									
Interest expense	(10,644)	(10,832)	(5,738)	(2,576)	(11,149)	(1,706)	(42,645)	42,645	–
Other intersegment (expenses)	(121,576)	(78)	–	(196)	(95)	(37)	(121,982)	121,982	–
<b>Total intersegment expenses</b>	<b>(132,220)</b>	<b>(10,910)</b>	<b>(5,738)</b>	<b>(2,772)</b>	<b>(11,244)</b>	<b>(1,743)</b>	<b>(164,627)</b>	<b>164,627</b>	<b>–</b>
<b>Total expenses</b>	<b>(493,862)</b>	<b>(107,122)</b>	<b>(86,177)</b>	<b>(19,004)</b>	<b>(88,688)</b>	<b>(24,604)</b>	<b>(819,254)</b>	<b>164,627</b>	<b>(654,830)</b>
<b>Segment results</b>	<b>15,429</b>	<b>(38,559)</b>	<b>(67,394)</b>	<b>1,328</b>	<b>(33,235)</b>	<b>11,859</b>	<b>(110,572)</b>	<b>125,794</b>	<b>15,222</b>
Income tax expense							(282)	–	(282)
<b>Profit/(loss) for the year</b>							<b>(110,854)</b>	<b>125,794</b>	<b>14,940</b>
<b>Other segment information</b>									
Capital expenditure	533	228	710	1,187	153	784	3,595	–	3,595
Investments in associates and jointly controlled entities	5,126	622	–	153	–	4,059	9,960	–	9,960



*(in millions of Russian rubles)***Translation from the Russian original****8. Segment information (continued)**

In 2015, the Group recognized a RUB 27,411 million loss from impairment of available-for-sale financial assets of Segments 1,2 and 6 in gains less losses from investment financial assets available for sale.

2014	Segment 1	Segment 2	Segment 3	Segment 4	Segment 5	Segment 6	Total before adjustments and eliminations	Adjustments and eliminations	Total
<b>Income</b>									
<b>External customers</b>									
Interest income	166,423	51,060	15,422	10,166	36,404	860	280,335	–	280,335
Fee and commission income	4,210	2,357	1,487	2,411	116	–	10,581	–	10,581
Gains less losses from financial instruments at fair value through profit or loss	2,431	(1,388)	8	–	(203)	5,469	6,317	–	6,317
Gains less losses arising from investment securities available for sale	(15,034)	(858)	(11)	11	–	(765)	(16,657)	–	(16,657)
Gains less losses from foreign currencies	(38,264)	(1,850)	1,138	(5,037)	7,397	1,660	(34,956)	–	(34,956)
Share in net income/(loss) of associates and jointly controlled entities	221	(629)	–	8	(1,343)	29	(1,714)	–	(1,714)
Other income	68,428	11,069	578	1,099	2,510	6,120	89,804	–	89,804
<b>Total external income</b>	<b>188,415</b>	<b>59,761</b>	<b>18,622</b>	<b>8,658</b>	<b>44,881</b>	<b>13,373</b>	<b>333,710</b>	<b>–</b>	<b>333,710</b>
<b>Intersegment income</b>									
Interest income	17,330	1,810	–	8	645	10,781	30,574	(30,574)	–
Other intersegment income less expenses	99	499	(1,553)	5,958	474	331	5,808	(5,808)	–
<b>Total intersegment income</b>	<b>17,429</b>	<b>2,309</b>	<b>(1,553)</b>	<b>5,966</b>	<b>1,119</b>	<b>11,112</b>	<b>36,382</b>	<b>(36,382)</b>	<b>–</b>
<b>Total income</b>	<b>205,844</b>	<b>62,070</b>	<b>17,069</b>	<b>14,624</b>	<b>46,000</b>	<b>24,485</b>	<b>370,092</b>	<b>(36,382)</b>	<b>333,710</b>
<b>External expenses</b>									
Interest expense	(129,550)	(25,933)	(5,680)	(3,084)	(15,799)	–	(180,046)	–	(180,046)
Fee and commission expenses	(980)	(681)	(121)	(649)	(26)	(2)	(2,459)	–	(2,459)
Provision for loan impairment	(272,154)	(12,210)	(19,762)	(1,831)	(5,734)	(2,436)	(314,127)	–	(314,127)
Payroll and other staff costs	(8,409)	(6,724)	(2,395)	(2,018)	(1,964)	(3,094)	(24,604)	–	(24,604)
Depreciation of property and equipment	(786)	(820)	(454)	(244)	(610)	(134)	(3,048)	–	(3,048)
Other provisions and provision for impairment of other assets	(818)	(357)	(3,590)	(199)	(4,258)	(2,714)	(11,936)	–	(11,936)
Other expenses	(12,516)	(13,655)	(2,789)	(2,019)	(6,225)	(6,032)	(43,236)	–	(43,236)
<b>Total external expense</b>	<b>(425,213)</b>	<b>(60,380)</b>	<b>(34,791)</b>	<b>(10,044)</b>	<b>(34,616)</b>	<b>(14,412)</b>	<b>(579,456)</b>	<b>–</b>	<b>(579,456)</b>
<b>Intersegment expenses</b>									
Interest expense	(7,548)	(10,417)	(4,019)	(1,757)	(6,679)	(952)	(31,372)	31,372	–
Other intersegment (expenses)	(33,147)	(37)	(6)	(240)	(66)	(1,369)	(34,865)	34,865	–
<b>Total intersegment expenses</b>	<b>(40,695)</b>	<b>(10,454)</b>	<b>(4,025)</b>	<b>(1,997)</b>	<b>(6,745)</b>	<b>(2,321)</b>	<b>(66,237)</b>	<b>66,237</b>	<b>–</b>
<b>Total expenses</b>	<b>(465,908)</b>	<b>(70,834)</b>	<b>(38,816)</b>	<b>(12,041)</b>	<b>(41,361)</b>	<b>(16,733)</b>	<b>(645,693)</b>	<b>66,237</b>	<b>(579,456)</b>
<b>Segment results</b>	<b>(260,064)</b>	<b>(8,764)</b>	<b>(21,747)</b>	<b>2,583</b>	<b>4,639</b>	<b>7,752</b>	<b>(275,601)</b>	<b>29,855</b>	<b>(245,746)</b>
Gain on bargain purchase	–	–	–	–	–	–	–	–	–
Loss on net monetary position resulting from hyperinflation	–	–	–	(1,327)	–	–	(1,327)	–	(1,327)
Income tax (expense)/benefit	–	–	–	–	–	–	(2,583)	–	(2,583)
<b>Profit /(loss) for the year</b>							<b>(279,511)</b>	<b>29,855</b>	<b>(249,656)</b>
<b>Other segment information</b>									
Capital expenditure	418	340	566	761	80	1,990	4,155	–	4,155
Investments in associates and jointly controlled entities	4,618	593	–	162	–	5,519	10,892	–	10,892

*(in millions of Russian rubles)***Translation from the Russian original****8. Segment information (continued)**

In 2014, the Group recognized a RUB 16,028 million loss from impairment of available-for-sale financial assets of Segments 1 and 2 in gains less losses from investment financial assets available for sale.

Reconciliation of the total segment assets to total assets of the Group according to IFRS is presented below:

	<b>2015</b>	<b>2014 (Restated)</b>
<b>Segment assets</b>		
Segment 1	3,056,366	2,642,182
Segment 2	623,074	667,691
Segment 3	127,392	180,125
Segment 4	128,838	93,527
Segment 5	551,463	510,615
Segment 6	354,214	255,029
<b>Total before deducting intersegment assets</b>	<b>4,841,347</b>	<b>4,349,169</b>
Intersegment assets	(583,524)	(525,793)
Adjustments	124,604	62,444
<b>Total assets</b>	<b>4,382,427</b>	<b>3,885,820</b>

Reconciliation of the total segment liabilities to total liabilities of the Group according to IFRS is presented below:

	<b>2015</b>	<b>2014 r. (Restated)</b>
<b>Segment liabilities</b>		
Segment 1	2,901,306	2,626,673
Segment 2	605,480	618,868
Segment 3	165,368	169,503
Segment 4	114,137	79,938
Segment 5	547,109	483,682
Segment 6	149,936	49,211
<b>Total before deducting intersegment liabilities</b>	<b>4,483,336</b>	<b>4,027,875</b>
Intersegment liabilities	(583,524)	(525,793)
Adjustments	1,758	5,173
<b>Total liabilities</b>	<b>3,901,570</b>	<b>3,507,255</b>

The adjustments of intersegment income and expenses, as well as the Group's assets, are related to the accounting differences due to the following reasons:

- as a result of transactions made with foreign subsidiaries in currencies other than the reporting currency of the Group;
- due to the repurchase of debt securities issued by the Group entities or other deals with financial instruments between the Group entities;
- due to a reversal of allowances for the impairment of intersegment assets, created by Group entities.

*(in millions of Russian rubles)***Translation from the Russian original****8. Segment information (continued)***Geographical information*

Allocation of the Group's interest income from transactions with external clients in Russia, Ukraine, and other countries, and non-current assets based on the location of these clients as at 31 December 2015 and 2014 and for the years then ended is presented in the table below:

	2015				2014			
	Russia	Ukraine	Other countries	Total	Russia	Ukraine	Other countries	Total
Interest income from external clients	294,835	16,837	13,620	<b>325,292</b>	254,747	15,422	10,166	<b>280,335</b>
Non-current assets	56,556	9,483	5,824	<b>71,863</b>	47,578	10,190	4,667	<b>62,435</b>

Non-current assets include property and equipment and intangible assets.

**9. Operations with the Russian Government, its authorized institutions and the Bank of Russia**

Amounts due to the Russian Government, its authorized institutions and the Bank of Russia consisted of the following:

	2015	2014
Interest-bearing loans and deposits from the Bank of Russia	374,282	219,594
Interest-bearing loans and deposits from the Federal Treasury	181,130	204,339
Repurchase agreements with the Bank of Russia	64,134	96,182
Settlements related to redemption of Russian Government loans	62,965	28,848
Deposits of non-budgetary funds	23,621	10,042
Other funds	260	273
<b>Amounts due to the Russian Government, its institutions and the Bank of Russia</b>	<b>706,392</b>	<b>559,278</b>

As at 31 December 2015, interest-bearing loans and deposits from the Bank of Russia include short-term and long-term loans with the carrying amount of RUB 77,269 million (31 December 2014: RUB 181,853 million) secured by bank guarantees.

As at 31 December 2015, interest-bearing loans and deposits from the Bank of Russia also include loans in the amount of RUB 294,291 million (31 December 2014: RUB 14,461 million) secured by the pledge of the rights of claims under loans to customers in the amount of RUB 434,911 million (31 December 2014: RUB 18,687 million) (Note 17).

As at 31 December 2015, interest-bearing loans and deposits from the Bank of Russia also include loans in the amount of RUB 1,118 million (31 December 2014: RUB 22,955 million) secured by the pledge of the rights of claims under amounts due from banks in the amount of RUB 1,573 million (31 December 2014: RUB 29,466 million) (Note 14).

(in millions of Russian rubles)

## Translation from the Russian original

### 9. Operations with the Russian Government, its authorized institutions and the Bank of Russia (continued)

As at 31 December 2015 and 31 December 2014, interest-bearing loans and deposits from the Federal Treasury represent ruble-denominated funds of the National Welfare Fund ("NWF") placed as deposits with Vnesheconombank in accordance with Federal Law No. 173-FZ in the amount of RUB 72,787 million (31 December 2014: RUB 72,135 million) at annual interest rates of 6.25% and 7.25% maturing from November 2017 to December 2020 (31 December 2014: at annual interest rates of 6.25% and 7.25% maturing from November 2017 to December 2020).

As at 31 December 2015, interest-bearing loans and deposits from the Federal Treasury represent ruble-denominated funds of the National Welfare Fund ("NWF") in the amount of RUB 36,638 million (31 December 2014: RUB 35,935 million) placed as deposits with Vnesheconombank in accordance with Federal Law No. 173-FZ at annual interest rates of 6.25% maturing in May 2020 for providing loans to OJSC "The Agency for Housing Mortgage Lending" (OJSC "AHML") (Note 17).

As at 31 December 2015, interest-bearing loans and deposits from the Federal Treasury include a ruble-denominated deposit for acquisition of a financial asset (Note 19) maturing in June 2016 in the amount of RUB 49,944 million (31 December 2014: RUB 49,410 million).

As at 31 December 2015 and 31 December 2014, interest-bearing loans and deposits from the Federal Treasury include a RUB-denominated deposit intended to finance banks and legal entities within the state program, supporting small and medium enterprises, through JSC SME Bank, a subsidiary. As at 31 December 2015, such deposit amounted to RUB 16,336 million (31 December 2014: RUB 29,068 million).

In September 2014, an agreement for depositing the foreign currency funds of the National Welfare Fund ("NWF") with Vnesheconombank in the total amount of USD 288 million (equivalent to RUB 11,031 million as at the agreement date) was signed. As at 31 December 2015, the deposit placed until 26 September 2034 amounted to RUB 4,969 million (31 December 2014: RUB 16,377 million). These funds are placed subject to Resolution No. 18 of the RF Government dated 19 January 2008.

As at 31 December 2015, under the repurchase agreements with the Bank of Russia, the Group sold debt securities with a fair value of RUB 67,823 million, subject to repurchase (31 December 2014: RUB 100,873 million). Pledged securities are classified as trading financial assets with a fair value of RUB 4,385 million (31 December 2014: RUB 451 million) (Note 12), investment financial assets available for sale with a fair value of RUB 58,193 million (31 December 2014: RUB 58,869 million), investment financial assets held to maturity with a fair value of RUB 5,245 million (31 December 2014: RUB 29,210 million) (Note 13).

As at 31 December 2015, there were no pledged securities treated as loans to customers and amounts due from banks. As at 31 December 2014, the fair value of pledged securities treated as loans to customers was RUB 10,595 million (Note 17) and treated as amounts due from banks – RUB 1,748 million (Note 14).

As at 31 December 2015, repurchase agreements with the Bank of Russia also include funds received from the Bank of Russia and collateralized by securities that were acquired under reverse repurchase agreements with a fair value of RUB 53 million (31 December 2014: RUB 4,117 million).

Settlements related to the redemption of Russian Government loans represent funds received from borrowers as repayment for loans granted by the Russian Government. These funds and the processing of payments are managed and conducted by the Bank in accordance with the Agency Agreements. As at 31 December 2015 and 31 December 2014, these amounts are classified as due to the Russian Government.

As at 31 December 2015, deposits of non-budgetary funds include RUB-denominated short-term deposits with the subsidiary banks in the amount of RUB 23,621 million (31 December 2014: RUB 10,042 million).

(in millions of Russian rubles)

## Translation from the Russian original

### 9. Operations with the Russian Government, its authorized institutions and the Bank of Russia (continued)

#### Subordinated deposits

In September 2014, the agreements for depositing the foreign currency funds of the National Welfare Fund ("NWF") with Vnesheconombank in the amount of USD 5,966 million (equivalent to RUB 228,502 million as of the agreement date) were signed. In accordance with Resolution No. 1749-r of the Russian Government dated 6 September 2014, USD 5,966 million was deposited under subordination terms at an interest rate below market level. For the reporting year ended 31 December 2014, gains on the initial recognition of financial instruments were recognized directly in retained earnings in the amount of RUB 25,240 million. The early termination of the agreements for NWF funds, placement and the signing of deposit agreements under subordination terms did not involve cash flows. As at 31 December 2015 these deposits amounted to RUB 102,128 million (31 December 2014: RUB 303,015 million).

In September 2015, pursuant to Resolution No. 2756-r of the Russian Government dated 29 December 2014, a subsidiary bank entered into agreements with the State Corporation Deposit Insurance Agency under the state program for the additional capitalization of Russian banks. According to the terms of the agreements, the bank received five subordinated loans in the total amount of RUB 11,853 million carrying interest ranging from 13.8% p.a. to 15.5% p.a. and maturing from January 2025 through December 2034 in the form of Russian Federation Bonds (OFZ) of five issues which should be returned upon the maturity of subordinated loans. In accordance with IAS 39, securities received under an agreement stipulating for their return to the transferor, as well as a related liability to return, are not subject to recognition in the consolidated statement of financial position.

#### Changes in provisions for deposits of the National Welfare Fund ("NWF")

In March 2015, a RUB-denominated deposit from the Federal Treasury intended to finance banks and legal entities supporting small and medium enterprises was extended by ten years at an interest rate below market level. JSC SME Bank, a subsidiary bank, is responsible for implementing such financial support. Vnesheconombank derecognized the initial liability and recognized a new one. There was no movement in cash flows.

For the reporting period ended 31 December 2015, gain from government subsidies due to renegotiation of contractual terms in the amount of RUB 13,146 million was recognized in the consolidated statement of profit or loss within government subsidies.

In accordance with RF Government Resolution No. 2750-r of 30 December 2015 changes were introduced into the provisions for placement of funds of the National Welfare Fund ("NWF") earlier deposited with Vnesheconombank subject to Resolution No. 1749-r of the Russian Government dated 6 September 2014 and Resolution No. 18 of the Russian Government dated 19 January 2008, in the total nominal amount of USD 6,254 million, extending the term of deposits until 26 September 2034, reducing the interest rate to 0.25% p.a. and introducing a three year grace period for interest payment. Due to significant changes in the terms, the Bank derecognized liabilities in the total carrying amount of RUB 418,899 million and recognized a new liability. Gain on a new loan provided by the Government at the rate below market level was recorded as a government subsidy. The subsidy was provided to compensate expenses recognized in the consolidated statement of profit or loss for 2015 and prior reporting periods. The subsidy is recognized in full amount in the consolidated statement of profit or loss as a government subsidy in the amount of RUB 312,291 million. There were no cash flows involved.

For the reporting year ended 31 December 2014, the item "government subsidies" of the consolidated statement of profit or loss includes a loss from the early repayment of deposits from the Russian Ministry of Finance in the amount of RUB 18,180 million, intended to provide subordinated loans to Russian banks in accordance with Law No. 173-FZ in 2008-2009. This item also includes gain on initial recognition of the deposit from the Russian Ministry of Finance extended for the term of 5 years at the interest rate below market level in the amount of RUB 490 million.

*(in millions of Russian rubles)***Translation from the Russian original****10. Agency operations**

As at 31 December 2015 and 31 December 2014, other assets and liabilities maintained by Vnesheconombank under the applicable Agency Agreement represent predominantly claims against foreign governmental and corporate debtors, former USSR companies, Russian state companies, and non-club debt to foreign creditors.

Vnesheconombank is not a legal obligor or creditor under the above categories of state external debt or government external assets and, therefore, the corresponding amounts were not included in the Group's consolidated statement of financial position.

**11. Cash and cash equivalents**

Cash and cash equivalents comprise:

	<b>2015</b>	<b>2014</b>
Cash on hand	23,944	22,424
Current accounts with the Bank of Russia	68,475	37,728
Correspondent nostro accounts with banks and current accounts with other non-banking organizations:		
- Russian Federation	79,216	56,352
- other countries	144,326	112,677
Interest-bearing loans and deposits maturing within 90 days:		
- due from the Bank of Russia	–	8,500
- due from banks	62,741	79,448
Other cash equivalents	795	–
Reverse repurchase agreements with banks for up to 90 days	20,988	8,798
<b>Cash and cash equivalents</b>	<b>400,485</b>	<b>325,927</b>

At 31 December 2015, reverse repurchase agreements include loans of RUB 11,482 million (31 December 2014: RUB 8,798 million) issued to banks and secured by corporate bonds with a fair value of RUB 13,545 million (31 December 2014: RUB 11,214 million). At 31 December 2015, reverse repurchase agreements include loans of RUB 9,506 million issued to banks and secured by corporate shares with a fair value of RUB 11,267 million. At 31 December 2014, there were no reverse repurchase agreements with banks secured by corporate shares.

Other cash equivalents include short-term receivables from a non-resident financial company concerning payment of the coupon income on bonds issued by the subsidiary.

In February 2012, under a financing agreement with the Russian Bank Capitalization Fund (the RBCF), Vnesheconombank transferred USD 250 million (RUB 7,445 million at the date of transfer) to the International Finance Corporation (IFC). At 31 December 2015, a part of these funds in the amount of RUB 513 million (31 December 2014: RUB 11,341 million) was temporarily invested in money market instruments maturing in less than 90 days. For the year ended 31 December 2015, a portion of unused funds in the amount of USD 192 million was returned (Note 19).



*(in millions of Russian rubles)***Translation from the Russian original****12. Financial assets at fair value through profit or loss**

Financial assets at fair value through profit or loss comprise:

	<b>2015</b>	<b>2014</b>
Trading financial assets	8,811	12,034
Derivative financial assets (Note 15)	2,703	11,220
Financial assets designated as at fair value through profit or loss	41,057	21,092
<b>Financial assets at fair value through profit or loss</b>	<b>52,571</b>	<b>44,346</b>

Financial assets designated as at fair value through profit or loss include investments in associates in the amount of RUB 16,976 million (31 December 2014: RUB 11,874 million) and jointly controlled entities in the amount of RUB 13,352 million (31 December 2014: RUB 4,001 million) that meet the criteria to be classified as at fair value through profit or loss since Group management measures the performance of these investments in terms of changes in their fair value based on quoted prices in an open market, valuation models, using both observable and non-observable market data.

Provided below is financial information on the Russia-China Investment Fund (RCIF C.V.), a significant joint venture registered in the Netherlands, the investments in which are designated at fair value through profit or loss:

<b>Russia-China Investment Fund (RCIF C.V.)</b>	<b>2015</b>	<b>2014</b>
Cash and cash equivalents	–	112
Financial assets designated as at fair value through profit or loss	13,352	3,889
<b>Total fund assets</b>	<b>13,352</b>	<b>4,001</b>
<b>Fair value of investments in the jointly controlled entity</b>	<b>13,352</b>	<b>4,001</b>

Though the Group owns 94.25% of shares in the Russia-China Investment Fund (RCIF C.V.), it performs joint control over the fund through RCIF Asset Management Limited, a joint venture, registered in Jersey. The Group owns 60% interest in this management company and its carrying value is insignificant.

Trading financial assets held by the Group comprise:

	<b>2015</b>	<b>2014</b>
<b>Debt securities</b>		
Corporate bonds	–	4,022
Russian Federation bonds (OFZ)	617	88
	<b>617</b>	<b>4,110</b>
Eurobonds issued by the Russian Federation	422	347
Eurobonds of Russian and foreign issuers	443	706
	<b>1,482</b>	<b>5,163</b>
Equity securities	6,838	6,245
Other financial assets	491	626
<b>Trading financial assets</b>	<b>8,811</b>	<b>12,034</b>

*(in millions of Russian rubles)***Translation from the Russian original****12. Financial assets at fair value through profit or loss (continued)**

Financial assets at fair value through profit or loss pledged under repurchase agreements comprise:

	2015	2014
<b>Financial assets at fair value through profit or loss pledged under repurchase agreements</b>		
Russian Federation bonds (OFZ)	3,977	–
Corporate bonds	408	451
<b>Total financial assets at fair value through profit or loss pledged under repurchase agreements</b>	<b>4,385</b>	<b>451</b>

In mid-December 2014, the Group changed its intentions to hold securities classified as financial assets at fair value through profit or loss for the purpose of selling in the near term. The decision was due to the uncertainty in the market and a number of negative factors that were considered "rare circumstances" and included, among other things, a considerable increase in the CBR's key rate and, as a consequence, a liquidity deficit. On 31 December 2014, the Group reclassified a portion of securities out of financial assets at fair value through profit or loss to the following categories:

Reclassified assets are presented in the table below:

	<b>Trading financial assets were reclassified to</b>	
	<b>Available-for-sale financial assets</b>	<b>Financial assets held to maturity</b>
Carrying value of reclassified assets as at 31 December 2015	6,858	1,580
Fair value of reclassified assets as at 31 December 2015	6,858	1,624
Fair value gain on reclassified assets recognised for the year ended 31 December 2015	786	148
Gains/(losses) recognised in the consolidated statement of profit or loss for the year ended 31 December 2015, including:		
- interest income	1,480	148
- gain on disposal	805	–
Carrying value of reclassified assets as at 31 December 2014	18,913	2,649
Fair value of reclassified assets as at 31 December 2014	18,913	2,649
Fair value loss that would have been recognized on the reclassified assets for the year ended 31 December 2014 if the reclassification had not been made	(3,210)	(259)

Trading financial assets were classified as investment financial assets held to maturity, as the Group has the intention to hold such assets until their maturity.



*(in millions of Russian rubles)***Translation from the Russian original****13. Financial assets pledged under repurchase agreements**

Financial assets pledged as collateral under repurchase agreements comprise:

	<b>31 December 2015</b>	<b>31 December 2014</b>
<b>Financial assets at fair value through profit or loss pledged under repurchase agreements</b>		
Russian Federation bonds (OFZ)	3,977	–
Corporate bonds	408	451
<b>Total financial assets at fair value through profit or loss pledged under repurchase agreements</b>	<b>4,385</b>	<b>451</b>
<b>Investment financial assets available for sale pledged under repurchase agreements</b>		
Corporate bonds	55,440	46,918
Russian Federation bonds (OFZ)	4,525	501
Municipal and sub-federal bonds	–	97
	<b>59,965</b>	<b>47,516</b>
Eurobonds issued by the Russian Federation	1,054	10,198
Eurobonds of Russian and foreign issuers	1,876	1,555
	<b>62,895</b>	<b>59,269</b>
Equity securities	1	255
Total investment financial assets available for sale pledged under repurchase agreements	<b>62,896</b>	<b>59,524</b>
<b>Investment financial assets held to maturity pledged under repurchase agreements</b>		
Corporate bonds	6,388	28,273
Eurobonds of Russian and foreign issuers	2,378	2,117
Municipal and sub-federal bonds	797	438
<b>Total investment financial assets held to maturity pledged under repurchase agreements</b>	<b>9,563</b>	<b>30,828</b>
Amounts due from banks pledged under repurchase agreements	280	1,845
<b>Total amounts due from banks pledged under repurchase agreements</b>	<b>280</b>	<b>1,845</b>
<b>Loans to customers pledged under repurchase agreements (Note 17)</b>		
Other	897	11,221
Less allowance for impairment (Note 17)	(11)	(188)
<b>Total loans to customers pledged under repurchase agreements</b>	<b>886</b>	<b>11,033</b>
<b>Total financial assets pledged under repurchase agreements</b>	<b>78,010</b>	<b>103,681</b>

*(in millions of Russian rubles)***Translation from the Russian original****14. Amounts due from banks**

Amounts due from banks comprise:

	<b>2015</b>	<b>2014</b>
Obligatory reserve with central banks	3,488	4,710
Non-interest-bearing deposits	27,339	11,448
Interbank loans and term interest-bearing deposits with banks	18,198	106,846
Mortgage bonds	7,639	8,889
	<b>56,664</b>	<b>131,893</b>
Less allowance for impairment	(3,184)	(2,535)
<b>Amounts due from banks</b>	<b>53,480</b>	<b>129,358</b>
Amounts due from banks pledged under repurchase agreements	280	1,845
<b>Amounts due from banks, including amounts pledged under repurchase agreements</b>	<b>53,760</b>	<b>131,203</b>

As at 31 December 2015, non-interest-bearing deposits include amounts placed on the correspondent account with the Bank of Russia for a designated purpose, in the total amount of RUB 10,131 million.

As at 31 December 2015, interbank loans and term interest-bearing deposits with banks with the carrying amount of RUB 1,573 million (31 December 2014: RUB 29,466 million) are pledged as collateral under loans raised from the Bank of Russia (Note 9).

Obligatory reserve with central banks includes cash non-interest-bearing deposits (obligatory reserves) maintained by the Group's subsidiary banks with the Bank of Russia and the National Bank of the Republic of Belarus. The amount of these reserves depends on the level of funds attracted by the bank. The banks' ability to withdraw such deposits is significantly restricted by statutory legislation. Pursuant to law, Vnesheconombank creates no obligatory reserve to be maintained with the Bank of Russia.

Movements in the allowance for impairment of amounts due from banks were as follows:

	<b>2015</b>	<b>2014</b>
<b>At 1 January</b>	<b>2,535</b>	<b>1,082</b>
Charge	6,644	1,453
Reclassification of the provision for the disposal group	(5,995)	—
<b>At 31 December</b>	<b>3,184</b>	<b>2,535</b>

**Subordinated loans issued to banks**

As at 31 December 2015, subordinated loans issued to Russian banks include loans in the amount of RUB 50,419 million (31 December 2014: RUB 48,940 million), issued to eleven Russian banks in accordance with Federal Law No. 173-FZ carrying interest at 6.5% p.a. and 7.5% p.a. and maturing from November 2017 through December 2020.

*(in millions of Russian rubles)***Translation from the Russian original****15. Derivative financial instruments**

The Group enters into derivative financial instruments for trading purposes. The table below shows the fair values of derivative financial instruments, recorded in consolidated financial statement as assets or liabilities, together with their notional amounts. The notional amount, recorded gross, is the amount of a derivative's underlying asset, reference rate or index and is the basis upon which changes in the value of derivatives are measured. The notional amounts indicate the volume of transactions outstanding at the year end and are not indicative of the credit risk.

	2015			2014		
	Notional principal	Fair value		Notional principal	Fair value	
		Asset	Liability		Asset	Liability
<b>Foreign exchange contracts</b>						
Forwards and swaps – foreign	48,177	75	6	1,411	14	-
Forwards and swaps – domestic	1,959	1	1	7,720	329	195
<b>Forward contracts for securities</b>						
Debt securities	19	3	-	898	58	-
Equity securities	1,144	346	-	1,050	253	21
<b>Interest rate swaps</b>						
Foreign contracts	10,090	-	475	10,015	-	596
Domestic contracts	-	-	-	703	-	5
Option contracts with securities	-	-	-	2,627	3,293	-
Option contracts with foreign currency	4,858	2,278	-	3,301	733	-
Cross-currency interest rate swap	38,219	-	2,352	41,921	6,540	1,853
<b>Total derivative assets/liabilities</b>		<b>2,703</b>	<b>2,834</b>		<b>11,220</b>	<b>2,670</b>

In the table above, foreign contracts are understood as contracts concluded with non-residents of the Russian Federation, while domestic contracts are contracts concluded with residents of the Russian Federation.

Derivative financial assets are included in financial assets at fair value through profit or loss (Note 15).

As at 31 December 2015, the Group has positions in the following types of derivatives:

*Forwards*

Forwards are contractual agreements to buy or sell a specified financial instrument at a specific price and date in the future. Forwards are customized contracts transacted in the over-the-counter market.

*(in millions of Russian rubles)***Translation from the Russian original****15. Derivative financial instruments (continued)***Swaps*

Swaps are contractual agreements between two parties to exchange movements in interest and foreign exchange rates and equity indices, and (in the case of credit default swaps) to make payments with respect to defined credit events based on specified notional amounts.

*Options*

Options are contractual agreements that convey the right, but not the obligation, for the purchaser either to buy or sell a specific amount of a financial instrument at a fixed price, either at a fixed future date or at any time within a specified period.

*Derivative financial instruments held or issued for trading purposes*

Most of the Group's derivative trading activities relate to deals with banks. The Group may take positions in derivative financial instruments with the expectation of profiting from favourable movements in prices, rates or indices. Positions in derivative financial instruments may be closed by taking an offsetting position. This item also includes derivatives that do not qualify for hedging in accordance with IAS 39.

**16. Assets and disposal groups classified as held for sale**

Non-current assets held for sale comprise the following:

	<u>2015</u>	<u>2014</u>
<b>Non-current assets held for sale:</b>		
Assets of disposal groups held for sale	122,836	4,307
Assets held for sale	14,337	2,483
<b>Total non-current assets held for sale</b>	<u><b>137,173</b></u>	<u><b>6,790</b></u>

The Group's management intends to dispose 100% shares of JSC SME Bank within 1 year from the initial classification of this subsidiary as a disposal group.

Pursuant to Decree No. 287 of the President of the Russian Federation dated 5 June 2015 and Federal Law No. 156-FZ dated 29 June 2015, Concerning Introducing Amendments to Certain Legislative Acts of the Russian Federation Regarding Measures for Further Development of Small and Medium Enterprises in the Russian Federation, Vnesheconombank shall pay for an additional issue of shares of JSC "Federal Corporation for Development of Small and Medium Enterprises" with the shares of JSC SME Bank.

*(in millions of Russian rubles)***Translation from the Russian original****16. Disposal groups classified as held for sale (continued)**

Below are the assets and liabilities of JSC SME Bank classified as a disposal group held for sale as at 31 December 2015:

	<b>2015</b>
Cash and cash equivalents	4,134
Financial assets at fair value through profit or loss	13,011
Amounts due from banks	85,512
Loans to customers	9,264
Net investments in leases	143
Investment financial assets:	
- available for sale	6,304
- held to maturity	403
Property and equipment	220
Income tax assets	66
Other assets	3,779
<b>Assets of the disposal group held for sale</b>	<b>122,836</b>
Amounts due to banks	16,474
Amounts due to the Russian Government and the Bank of Russia	36,085
Amounts due to customers	3,027
Securities issued	11,232
Income tax liabilities	1,527
Provisions	75
Other liabilities	598
<b>Liabilities of the disposal group held for sale</b>	<b>69,018</b>
<b>Net assets of the disposal group held for sale</b>	<b>53,818</b>

Loss of RUB 7,825 million on initial recognition of loans issued under the program of extending loans to small and medium enterprises through JSC SME Bank was recorded in line "Gains less losses on the initial recognition of financial instruments, restructuring and early repayment" of the consolidated statement of profit or loss for the year ended 31 December 2015.

Profit of RUB 4,852 million on initial recognition of loans granted by the Bank of Russia for the purposes of further issue to banks and legal entities through JSC SME Bank under the program of extending loans to small and medium enterprises was also recorded in the line "Government subsidies" of the consolidated statement of profit or loss for the year ended 31 December 2015.

As at 31 December 2014, an insignificant subsidiary of the Group's leasing company was recorded in disposal groups.

As at 31 December 2015, assets held for sale comprise assets of a subsidiary leasing company in the amount of RUB 13,294 million since management intends to sell them within 1 year from the date of initial classification.

*(in millions of Russian rubles)***Translation from the Russian original****17. Loans to customers**

	<b>2015</b>	<b>2014 (Restated)</b>
Loans to customers	3,343,433	2,833,365
Less allowance for impairment	(763,136)	(582,162)
<b>Loans to customers</b>	<b>2,580,297</b>	<b>2,251,203</b>
Loans to customers pledged under repurchase agreements	897	11,221
Less allowance for impairment	(11)	(188)
<b>Total loans to customers pledged under repurchase agreements</b>	<b>886</b>	<b>11,033</b>
<b>Total loans to customers including those pledged under repurchase agreements</b>	<b>2,581,183</b>	<b>2,262,236</b>

Loans to customers comprise:

	<b>2015</b>	<b>2014 (Restated)</b>
Project financing	1,652,311	1,371,069
Commercial loans, including loans to individuals	1,106,889	1,025,502
Financing of operations with securities	327,088	242,276
Export and pre-export financing	100,946	55,065
Reverse repurchase agreements	46,046	40,756
Back-to-back financing	36,518	35,905
Claims under letters of credit	19,618	20,952
Mortgage bonds	7,060	8,368
Promissory notes	3,593	3,530
Other	43,364	29,942
	<b>3,343,433</b>	<b>2,833,365</b>
Less allowance for impairment	(763,136)	(582,162)
<b>Loans to customers</b>	<b>2,580,297</b>	<b>2,251,203</b>
<b>Loans to customers pledged under repurchase agreements</b>		
Other	897	11,221
Less allowance for impairment	(11)	(188)
<b>Total loans to customers pledged under repurchase agreements</b>	<b>886</b>	<b>11,033</b>
<b>Loans to customers including those pledged under repurchase agreements</b>	<b>2,581,183</b>	<b>2,262,236</b>

As at 31 December 2015, a loan with the carrying amount of RUB 871 million issued at the below-market rate due to restructuring was recorded in loans under project financing. For the reporting period ended 31 December 2015, a loss related to restructuring in the amount of RUB 1,882 million was recorded in the line "Gains less losses on initial recognition of financial instruments, restructuring and early repayment" in the consolidated statement of profit or loss.

(in millions of Russian rubles)

### Translation from the Russian original

#### 17. Loans to customers (continued)

For the year ended 31 December 2015, the Bank entered into an agreement for providing project financing to a state-related entity at the below-market interest rate. Loss of RUB 1,617 million was recognized upon initial recognition of the respective commitment. As at 31 December 2015, the carrying amount of the loan was RUB 6,278 million, the carrying amount of the commitment to provide the loan at the below-market interest rate recognized in "Other liabilities" was RUB 873 million.

For the year ended 31 December 2015, a subsidiary bank provided corporate loans with the carrying value of RUB 3,240 million on a non-arms length basis. A loss on initial recognition of loans in the amount of RUB 781 million was recorded in line "Gains less losses on initial recognition of financial instruments, restructuring and early repayment" in the consolidated statement of profit or loss.

As at 31 December 2015, mortgage bonds represent debt securities in the amount of RUB 7,060 million maturing in 2044-2047 (31 December 2014: RUB 8,368 million maturing in 2044-2047), with an interest rate below market level, purchased by Vnesheconombank under Vnesheconombank's 2010-2013 Investment Program to support affordable housing construction and mortgage projects.

As at 31 December 2015, loans in the amount of RUB 434,911 million related primarily to project financing and commercial lending are provided as collateral for funds raised from the Bank of Russia (31 December 2014: RUB 18,687 million) (Note 9).

*(in millions of Russian rubles)***Translation from the Russian original****17. Loans to customers (continued)**

Allowance for impairment of loans to customers

Provided below is a reconciliation of the allowance for impairment of loans to customers, by class:

	Project financing	Commercial loans	Export and pre-export financing	Financing of operations with securities	Promissory notes	Reverse repurchase agreements	Back-to- back financing	Claims under letters of credit	Other	Total	Loans to customers pledged under repurchase agreements
<b>2015</b>											
<b>At 1 January 2015 (Restated)</b>	<b>327,104</b>	<b>209,856</b>	<b>5,457</b>	<b>30,291</b>	<b>788</b>	<b>1,264</b>	<b>1,853</b>	<b>3,386</b>	<b>2,163</b>	<b>582,162</b>	<b>188</b>
Charge/(reversal)	134,340	100,422	2,627	12,112	111	2,520	185	3,512	237	<b>256,066</b>	<b>(177)</b>
Write off	(11,585)	(23,866)			(22)	-	-	(242)	(8)	<b>(35,723)</b>	
Interest accrued on impaired loans	(28,304)	(3,126)	-	(2,182)	-	-	-	(31)	-	<b>(33,643)</b>	-
Reversal of allowance previously written off	-	85	-	-	-	-	-	-	-	<b>85</b>	-
Reclassification of provision for disposal group	(212)	(2,169)	-	-	-	-	-	-	-	<b>(2,381)</b>	-
Effect of business combination (IFRS 3)	(2,995)	(435)	-	-	-	-	-	-	-	<b>(3,430)</b>	-
<b>31 December 2015</b>	<b>418,348</b>	<b>280,767</b>	<b>8,084</b>	<b>40,221</b>	<b>877</b>	<b>3,784</b>	<b>2,038</b>	<b>6,625</b>	<b>2,392</b>	<b>763,136</b>	<b>11</b>
Individual impairment	378,988	263,443	3,353	26,254	838	1,980	-	6,297	1,755	<b>682,908</b>	-
Collective impairment	39,360	17,324	4,731	13,967	39	1,804	2,038	328	637	<b>80,288</b>	<b>11</b>
	<b>418,348</b>	<b>280,767</b>	<b>8,084</b>	<b>40,221</b>	<b>877</b>	<b>3,784</b>	<b>2,038</b>	<b>6,625</b>	<b>2,392</b>	<b>763,136</b>	<b>11</b>
<b>Total amount of individually impaired loans before allowance for impairment</b>	<b>843,001</b>	<b>546,347</b>	<b>5,135</b>	<b>76,771</b>	<b>838</b>	<b>4,380</b>	<b>-</b>	<b>10,681</b>	<b>3,575</b>	<b>1,490,728</b>	<b>-</b>



*(in millions of Russian rubles)***Translation from the Russian original****17. Loans to customers (continued)**

2014	Project financing	Commercial loans	Export and pre-export financing	Financing of operations with securities	Promissory notes	Reverse repurchase agreements	Back-to-back financing	Claims under letters of credit	Mortgage bonds	Other	Total	Loans to customers pledged under repurchase agreements
<b>At 1 January 2014</b>	<b>160,689</b>	<b>115,664</b>	<b>2,845</b>	<b>3,210</b>	<b>813</b>	<b>–</b>	<b>1,749</b>	<b>3,169</b>	<b>129</b>	<b>1,652</b>	<b>289,920</b>	<b>–</b>
Charge/(reversal)	167,545	109,920	2,640	27,641	(25)	1,264	104	217	(129)	511	<b>309,688</b>	<b>188</b>
Write off	(2,024)	(6,332)	–	–	–	–	–	–	–	–	<b>(8,356)</b>	<b>–</b>
Interest accrued on impaired loans	(11,595)	(4,807)	–	(560)	–	–	–	–	–	–	<b>(16,962)</b>	<b>–</b>
Reversal of allowance previously written off	7,173	699	–	–	–	–	–	–	–	–	<b>7,872</b>	<b>–</b>
<b>31 December 2014</b>	<b>321,788</b>	<b>215,144</b>	<b>5,485</b>	<b>30,291</b>	<b>788</b>	<b>1,264</b>	<b>1,853</b>	<b>3,386</b>	<b>–</b>	<b>2,163</b>	<b>582,162</b>	<b>188</b>
Individual impairment	288,747	200,370	3,235	20,890	737	–	–	2,687	–	1,627	<b>518,293</b>	<b>–</b>
Collective impairment	33,041	14,774	2,250	9,401	51	1,264	1,853	699	–	536	<b>63,869</b>	<b>188</b>
	<b>321,788</b>	<b>215,144</b>	<b>5,485</b>	<b>30,291</b>	<b>788</b>	<b>1,264</b>	<b>1,853</b>	<b>3,386</b>	<b>–</b>	<b>2,163</b>	<b>582,162</b>	<b>188</b>
<b>Total amount of individually impaired loans before allowance for impairment</b>	<b>642,049</b>	<b>430,660</b>	<b>4,621</b>	<b>59,260</b>	<b>737</b>	<b>–</b>	<b>–</b>	<b>2,923</b>	<b>–</b>	<b>6,022</b>	<b>1,146,272</b>	<b>–</b>

(in millions of Russian rubles)

## Translation from the Russian original

### 17. Loans to customers (continued)

#### Individually impaired loans

##### *Collateral and other credit enhancements*

The amount and type of collateral required by the Group depends on an assessment of the credit risk of the counterparty. Guidelines are implemented regarding the acceptability of types of collateral and valuation parameters.

The main types of collateral obtained are as follows:

- for export and pre-export financing – pledges of claims for revenues under export contracts, pledge of supplied property, guarantees and warranties;
- for financing operations with securities and reverse repurchase transactions – cash or securities;
- for project financing and commercial lending – charges over real estate properties, inventory, and trade receivables, securities and other claims to third parties;
- for loans to individuals – mortgages over residential properties and other subject matter of lending.

The Group also obtains guarantees from the Russian Government, parent companies for loans to their subsidiaries, and other guarantees from third parties as collateral for loans issued.

As at 31 December 2015, reverse repurchase agreements with a carrying amount of RUB 13,716 million were signed primarily in respect of marketable corporate bonds with a fair value of RUB 53 million and marketable shares with a fair value of RUB 9,868 million and. As at 31 December 2014, reverse repurchase agreements with a carrying amount of RUB 5 983 million were signed in respect of marketable shares with a fair value of RUB 1,601 million and marketable corporate bonds with a fair value of RUB 5,988 million.

Reverse repurchase agreements also include a loan to a state-related entity with a carrying value of RUB 10,964 million as at 31 December 2015 (31 December 2014: RUB 9,965 million), and a loan to an entity not related to the Bank with a carrying value of RUB 20,409 million as at 31 December 2015 (31 December 2014: RUB 14,540 million). The Bank provided RUB 25,081 million to the former borrower through the acquisition of non-marketable shares of another state-related entity.

For the year ended 31 December 2015, the Bank signed a reverse repurchase agreement on a non-arm's length basis with a state-related entity. A loss on initial recognition of the loan in the amount of RUB 350 million was recorded in the consolidated statement of profit or loss. As at 31 December 2015, the carrying value of the loan was RUB 957 million.

#### **Concentration of loans to customers**

As at 31 December 2015, the total outstanding amount of loans to three major borrowers / groups of related borrowers was RUB 579,755 million, equivalent to 17.3% of the Bank's gross loan portfolio (31 December 2014: RUB 482,700 million or 17.0%). At 31 December 2015, an impairment allowance of RUB 201, 007 million was made against these loans (31 December 2014: RUB 168,639 million). At 31 December 2015, these loans included loans issued to an associate of the Group involved in the real estate business, which accounted for 6.7% (31 December 2014: 6.8%) of the gross loan portfolio.

As at 31 December 2015 and 31 December 2014, in addition to the three major borrowers mentioned above, loans were issued to ten major borrowers / groups of related borrowers in the amount of RUB 722,717 million and RUB 598,796 million, or 21.6% and 21.1% of the gross loan portfolio, respectively. At 31 December 2015 and at 31 December 2014, an impairment allowance was created for these loans in the total amount of RUB 158,900 million and RUB 151,274 million, respectively.

*(in millions of Russian rubles)***Translation from the Russian original****17. Loans to customers (continued)****Concentration of loans to customers (continued)**

Loans have been granted to the following types of customers:

	<b>2015</b>	<b>2014 (Restated)</b>
Private enterprises	2,729,703	2,290,075
State-controlled entities (Russian Federation)	403,784	380,555
Individuals	87,193	77,988
Companies under foreign state control	75,843	58,455
Foreign states	45,673	26,492
Individual entrepreneurs	1,315	1,773
Regional authorities	819	9,248
	<b>3,344,330</b>	<b>2,844,586</b>

Loans are made principally in the following industry sectors:

	<b>2015</b>	<b>%</b>	<b>2014 (Restated)</b>	<b>%</b>
Manufacturing, including heavy machinery and the production of military-related goods	922,257	28	705,299	25
Finance companies	829,512	25	681,137	24
Real estate and construction	612,451	18	563,520	20
Agriculture	196,505	6	171,008	6
Transport	115,917	3	94,002	3
Electric energy	112,952	3	118,445	4
Trade	92,006	3	100,914	4
Individuals	87,193	3	77,988	3
Oil and gas	83,807	3	72,010	3
Mining	83,720	3	60,379	2
Metallurgy	65,040	2	56,321	2
Foreign states	45,673	1	26,492	1
Telecommunications	18,689	1	20,437	1
Science and education	18,514	0	34,737	1
Logistics	8,572	0	8,242	0
Regional authorities	819	0	9,248	0
Mass media	794	0	904	0
Other	49,909	1	43,503	1
	<b>3,344,330</b>	<b>100</b>	<b>2,844,586</b>	<b>100</b>

As at 31 December 2015, loans and similar debt included a total of RUB 2,401,404 million granted to companies and individuals operating in Russia, which is a significant concentration of 72% (31 December 2014: RUB 2,122,524 million, which is a significant concentration of 75%).

*(in millions of Russian rubles)***Translation from the Russian original****18. Net investments in leases**

Net investments in leases comprise:

	<b>2015</b>	<b>2014 (Restated)</b>
Gross investments in leases	453,694	505,046
Less unearned finance lease income	<u>(107,094)</u>	<u>(120,212)</u>
	<b>346,600</b>	<b>384,834</b>
Less allowance for impairment	<u>(3,540)</u>	<u>(4,071)</u>
<b>Net investments in leases</b>	<b><u>343,060</u></b>	<b><u>380,763</u></b>

As at 31 December 2015 and 31 December 2014, certain leased-out assets were pledged as collateral under loans received. As at 31 December 2015 and 31 December 2014, the amount of net investments in leases related to assets pledged as collateral under loan agreements was RUB 59,078 million and RUB 49,968 million, respectively.

As at 31 December 2015, the share of the largest Russian lessee was RUB 101,437 million, or 29% of total net investments in leases before allowance for impairment. The second largest amount of net investments in leases issued to the group of related lessees was RUB 36,729 million or 11% of total net investments in leases before allowance for impairment. As at 31 December 2015, the amount of allowance with respect to the assets attributable to the first lessee is RUB 304 million, attributable to the second lessee is RUB 327 million. The mentioned lessee and the group of related lessees operate in the transport sector.

As at 31 December 2014, the share of the largest Russian lessee was RUB 87,558 million, or 23% of total net investments in leases before allowance for impairment. The second-largest amount of net investments in leases issued to the group of related lessees was RUB 53,276 million or 14% of total net investments in leases before allowance for impairment. As at 31 December 2014, the amount of allowance with respect to the assets attributable to the first lessee is RUB 263 million, attributable to the second group is RUB 373 million. The mentioned lessee and the group of related lessees operate in the transport sector.

Below is the maturity profile of gross and net investments in leases as at 31 December 2015:

	<b>Not later than 1 year</b>	<b>1 to 5 years</b>	<b>Later than 5 years</b>	<b>Total</b>
Gross investments in leases	91,015	245,526	117,153	<b>453,694</b>
Less unearned finance lease income	<u>(6,449)</u>	<u>(58,320)</u>	<u>(42,325)</u>	<b>(107,094)</b>
<b>Net investments in leases before allowance</b>	<b><u>84,566</u></b>	<b><u>187,206</u></b>	<b><u>74,828</u></b>	<b><u>346,600</u></b>

Below is the maturity profile of gross and net investments in leases as at 31 December 2014:

	<b>Not later than 1 year</b>	<b>1 to 5 years</b>	<b>Later than 5 years</b>	<b>Total</b>
Gross investments in leases	104,781	264,621	135,644	<b>505,046</b>
Less unearned finance lease income	<u>(6,426)</u>	<u>(63,138)</u>	<u>(50,648)</u>	<b>(120,212)</b>
<b>Net investments in leases before allowance</b>	<b><u>98,355</u></b>	<b><u>201,483</u></b>	<b><u>84,996</u></b>	<b><u>384,834</u></b>

*(in millions of Russian rubles)***Translation from the Russian original****18. Net investments in leases (continued)**

Movements in the allowance for impairment for net investments in leases are as follows:

	<b>2015</b>	<b>2014</b>
<b>As at 1 January</b>	<b>4,071</b>	<b>1,569</b>
Charge	30,319	2,798
Write-offs	(30,843)	(296)
Reclassification of provision for disposal group	(7)	–
<b>As at 31 December</b>	<b>3,540</b>	<b>4,071</b>
Individual impairment	915	2,333
Collective impairment	2,625	1,738
	<b>3,540</b>	<b>4,071</b>
<b>Total net investments in leases, individually assessed as impaired, before allowance for impairment</b>	<b>1,044</b>	<b>124,087</b>

**19. Investment financial assets***Investment financial assets available for sale*

Investment financial assets available for sale comprise:

	<b>2015</b>	<b>2014</b>
<b>Debt securities</b>		
Corporate bonds	52,750	67,011
Federal loan bonds (OFZ)	35,063	2,067
Debt instruments issued by foreign government bodies	22,457	20,649
Municipal and sub-federal bonds	4,804	1,872
Promissory notes	–	8,766
	<b>115,074</b>	<b>100,365</b>
Eurobonds of Russian and foreign issuers	32,563	35,179
Eurobonds issued by the Russian Federation	8,801	15,187
	<b>156,438</b>	<b>150,731</b>
Equity securities	202,572	181,812
Other financial assets available for sale	31,945	36,174
<b>Investment financial assets available for sale</b>	<b>390,955</b>	<b>368,717</b>
<b>Less impairment allowance (Note 24)</b>	<b>(111)</b>	<b>–</b>
	<b>390,844</b>	<b>368,717</b>

As at 31 December 2015, the Group pledged securities as collateral with the fair value of RUB 1, 054 million (31 December 2014: RUB 9,709 million) against interbank loans in the amount of RUB 843 million (31 December 2014: RUB 8, 230 million) (Note 26).

*(in millions of Russian rubles)***Translation from the Russian original****19. Investment financial assets available for sale (continued)**

Investment financial assets available for sale pledged as collateral under repurchase agreements comprise:

	<b>2015</b>	<b>2014</b>
<b>Available-for-sale investment financial assets pledged under repurchase agreements</b>		
Corporate bonds	55,440	46,918
Federal loan bonds (OFZ)	4,525	501
Equity securities	1	255
Municipal and sub-federal bonds	–	97
	<b>59,966</b>	<b>47,771</b>
Eurobonds issued by the Russian Federation	1,054	10,198
Eurobonds of Russian and foreign issuers	1,876	1,555
	<b>62,896</b>	<b>59,524</b>

As at 31 December 2015, equity securities include the Bank's investments with the fair value of RUB 1,136 million (31 December 2014: RUB 1,231 million) in the Russian Bank Capitalization Fund (the RBCF) (Note 11).

The Group recognized an impairment loss of RUB 27, 411 million on available-for-sale financial assets for the year ended 31 December 2015 (for the year ended 31 December 2014: RUB 16 028 million) in gains less losses from investment financial assets available for sale in the consolidated statement of profit or loss (Note 34).

In June 2012, as a result of the early repayment of subordinated loans by a Russian bank (Note 14) Vnesheconombank received a financial asset with a fair value of RUB 47,715 million and classified it as available for sale. This financial asset represents rights for bank's shares and the Bank's liability to sell the shares of the mentioned bank pursuant to a written American call option exercisable in a period of eight years. Pursuant to the option agreement, Vnesheconombank receives a fixed premium on a semiannual basis, which is recognized in the consolidated statement of profit or loss in interest income from other investment financial assets available for sale.

During the fourth quarter of 2014, the Group reclassified certain financial assets that meet the definition of loans and receivables and financial assets held to maturity from the available-for-sale category, as the Group has the intention and ability to hold such assets for the foreseeable future or until maturity. The assets were reclassified as at 1 October 2014 and 31 December 2014 at fair value as of these dates. The impact of reclassification is as follows:

*(in millions of Russian rubles)***Translation from the Russian original****19. Investment financial assets available for sale (continued)**

	<b>Investment financial assets available for sale were reclassified to</b>	
	<b>Loans and receivables</b>	<b>Investment financial assets held to maturity</b>
Carrying value of reclassified assets as at 31 December 2015	24,308	29,061
Fair value of reclassified assets as at 31 December 2015	23,574	29,125
Fair value gain that would have been recognized on the reclassified assets for the year ended 31 December 2015 if the reclassification had not been made	1,238	4,588
Gain/(loss) recognized in the consolidated statement of profit or loss for the year ended 31 December 2015, including:		
- interest income	3,185	3,972
- provision for impairment of interest-earning assets	(66)	–
- amortization of revaluation costs	(660)	(723)
Carrying value of reclassified assets as at 31 December 2014	24,308	46,391
Fair value of reclassified assets as at 31 December 2014	23,574	42,821
Fair value loss that would have been recognized on the reclassified assets for the year ended 31 December 2014 if the reclassification had not been made	(3,164)	(4,886)
Gain/(loss) recognized after reclassification in the consolidated statement of profit or loss for the year ended 31 December 2014, including:		
- interest income	788	830
- provision for impairment of interest-earning assets	(406)	–
- amortization of revaluation costs	(155)	(144)

*(in millions of Russian rubles)***Translation from the Russian original****19. Investment financial assets available for sale (continued)***Investment financial assets held to maturity*

Investment financial assets held to maturity comprise:

	<b>2015</b>	<b>2014</b>
Corporate bonds	19,368	17,007
Eurobonds of Russian and foreign issuers	7,474	3,422
Municipal and sub-federal bonds	374	790
Russian Federation bonds (OFZ)	330	309
	<b>27,546</b>	<b>21,528</b>
Less allowance for impairment (Note 24)	–	(81)
<b>Investment financial assets held to maturity</b>	<b>27,546</b>	<b>21,447</b>

Investment financial assets held to maturity pledged as collateral under repurchase agreements comprise:

	<b>2015</b>	<b>2014</b>
Corporate bonds	6,388	28,273
Eurobonds of Russian and foreign issuers	2,378	2,117
Municipal and sub-federal bonds	797	438
<b>Total investment financial assets held to maturity pledged under repurchase agreements</b>	<b>9,563</b>	<b>30,828</b>

**20. Amounts due from the Russian Government**

At 31 December 2015, amounts due from the Russian Government include claims to the Russian Ministry of Finance of RUB 511 million (31 December 2014: RUB 400 million) related to prior year settlements.



*(in millions of Russian rubles)***Translation from the Russian original****21. Investments in associates and jointly controlled entities**

The Group's major associates accounted for under the equity method in the consolidated financial statements are presented in the table below:

Associates and jointly controlled entities	Ownership		Carrying value		Country of incorporation	Type of activity
	2015	2014	2015	2014		
OJSC "Ilyushin Finance Co."	21.39%	21.39%	3,061	4,031	Russia	Leasing Management company
CJSC "Leader"	27.62%	27.62%	2,784	2,459	Russia	Investment
LLC "VEB-Invest"	19.00%	19.00%	–	–	Russia	
Share of assets:						
CMIF "Bioprocess Capital Ventures"	50.00%	50.00%	2,252	2,079	Russia	Investment
Other associates and jointly controlled entities			2,569	2,323		
			<b>10,666</b>	<b>10,892</b>		
<b>Provision for impairment of investments in associates (Note 24)</b>			<b>(706)</b>	<b>–</b>		
<b>Total carrying value of investments in associates and jointly controlled entities, net of provision</b>			<b>9,960</b>	<b>10,892</b>		

The following table illustrates financial information on a significant associate:

OJSC "Ilyushin Finance Co."	2015	2014
Cash and cash equivalents	288	228
Amounts due from banks	–	–
Loans to customers	–	–
Net investment in leases	10,988	16,598
Investment financial assets available for sale	1,901	116
Property and equipment	729	933
Other assets	18,189	25,160
<b>Total assets</b>	<b>32,095</b>	<b>43,035</b>
Amounts due to banks	(16,365)	(16,862)
Amounts due to customers	–	–
Income tax liabilities	(251)	(816)
Other liabilities	(1,170)	(6,512)
<b>Total liabilities</b>	<b>(17,786)</b>	<b>(24,190)</b>
<b>Net assets</b>	<b>14,309</b>	<b>18,845</b>
The Group's share in net assets	3,061	4,031
<b>Carrying value of investment in the associate</b>	<b>3,061</b>	<b>4,031</b>

*(in millions of Russian rubles)***Translation from the Russian original****21. Investments in associates and jointly controlled entities (continued)**

	<b>For the year ended 31 December 2015</b>	<b>For the year ended 31 December 2014</b>
<b>OJSC "Ilyushin Finance Co."</b>		
Interest income	290	109
Interest expense	(2,172)	(1,312)
Allowance for impairment of interest-earning assets	(2,862)	(1,045)
Non-interest income	22,318	10,414
Non-interest expense	(22,110)	(8,652)
<b>Profit/(loss) for the year</b>	<b>(4,536)</b>	<b>(486)</b>
The Group's share in profit/(loss) for the year	(970)	(104)
<b>Total comprehensive income/(loss) for the year</b>	<b>(4,536)</b>	<b>(486)</b>
Total share of the Group in comprehensive income/(loss)	(970)	(104)
<b>Dividends received from the associate for the year</b>	<b>–</b>	<b>32</b>

In 2015, the Group's share in the loss of individually insignificant associates and jointly controlled entities amounted to RUB 5,578 million (2014: share in loss was RUB 1,610 million).

At 31 December 2015, the Group's unrecognized share in the loss of its associates amounted to RUB 7,075 million (31 December 2014: RUB 8,897 million). At 31 December 2015, the Group's total unrecognized share in the accumulated loss of its associates amounted to RUB 22,895 million (31 December 2014: RUB 15,820 million).

*(in millions of Russian rubles)***Translation from the Russian original****22. Property and equipment**

The movements in property and equipment were as follows:

	<b>Buildings</b>	<b>Land</b>	<b>Equipment</b>	<b>Motor vehicles</b>	<b>Leasehold improvements</b>	<b>Assets under construction and warehoused property and equipment</b>	<b>Total</b>
<b>Cost</b>							
<b>31 December 2014</b>	<b>34,876</b>	<b>239</b>	<b>11,673</b>	<b>6,861</b>	<b>922</b>	<b>16,392</b>	<b>70,963</b>
Additions	303	9	2,817	133	34	4,435	7,731
Disposals	(48)	–	(493)	(187)	(55)	(55)	(838)
Reclassification of property and equipment to investment property	608	9	–	(4)	–	3	616
Transfers	242	–	1,024	41	33	(1,340)	–
Effect of business combination (Note 7)	4,163	1,255	1,489	33	–	13	6,953
Translation effect	585	375	147	293	(91)	197	1,506
Reclassification to non-current assets held for sale	(156)	–	(446)	(84)	–	(1)	(687)
<b>31 December 2015</b>	<b>40,573</b>	<b>1,887</b>	<b>16,211</b>	<b>7,086</b>	<b>843</b>	<b>19,644</b>	<b>86,244</b>
<b>Accumulated depreciation and impairment</b>							
<b>31 December 2014</b>	<b>5,073</b>	<b>–</b>	<b>6,106</b>	<b>1,243</b>	<b>284</b>	<b>–</b>	<b>12,706</b>
Depreciation charge	1,065	–	2,068	498	181	–	3,812
Depreciation of property and equipment reclassified to investment property	(77)	–	–	–	–	–	(77)
Disposals	(10)	–	(439)	(174)	(53)	–	(676)
Impairment	1,953	–	–	–	–	–	1,953
Reclassification to non-current assets held for sale	(45)	–	(249)	(52)	–	–	(346)
<b>31 December 2015</b>	<b>7,959</b>	<b>–</b>	<b>7,486</b>	<b>1,515</b>	<b>412</b>	<b>–</b>	<b>17,372</b>
<b>Net book value</b>							
<b>31 December 2014</b>	<b>29,803</b>	<b>239</b>	<b>5,567</b>	<b>5,618</b>	<b>638</b>	<b>16,392</b>	<b>58,257</b>
<b>31 December 2015</b>	<b>32,614</b>	<b>1,887</b>	<b>8,725</b>	<b>5,571</b>	<b>431</b>	<b>19,644</b>	<b>68,872</b>

*(in millions of Russian rubles)***Translation from the Russian original****22. Property and equipment (continued)**

	<b>Buildings</b>	<b>Land</b>	<b>Equipment</b>	<b>Motor vehicles</b>	<b>Leasehold improvements</b>	<b>Assets under construction and warehoused property and equipment</b>	<b>Total</b>
<b>Cost</b>							
<b>31 December 2013</b>	<b>33,104</b>	<b>201</b>	<b>10,177</b>	<b>5,262</b>	<b>421</b>	<b>15,122</b>	<b>64,287</b>
Additions	145	–	702	220	22	3,066	4,155
Disposals	(1)	(4)	(807)	(346)	(61)	(458)	(1,677)
Reclassification of property and equipment to investment property	(528)	–	–	–	–	–	(528)
Reclassification of property and equipment to assets held for sale	(85)	–	–	(2)	–	–	(87)
Transfers	2,504	–	1,206	8	538	(4,256)	0
Effect of business combination (Note 7)	76	50	40	–	–	2,960	3,126
Translation effect	(339)	(8)	355	1,719	2	(42)	1,687
<b>31 December 2014</b>	<b>34,876</b>	<b>239</b>	<b>11,673</b>	<b>6,861</b>	<b>922</b>	<b>16,392</b>	<b>70,963</b>
<b>Accumulated depreciation and impairment</b>							
<b>31 December 2013</b>	<b>4,295</b>	<b>–</b>	<b>4,743</b>	<b>1,149</b>	<b>198</b>	<b>–</b>	<b>10,385</b>
Depreciation charge	868	–	1,623	422	135	–	3,048
Depreciation of property and equipment reclassified to investment property	(70)	–	–	–	–	–	(70)
Depreciation of property and equipment reclassified to assets held for sale	(20)	–	–	(2)	–	–	(22)
Disposals	–	–	(260)	(326)	(49)	–	(635)
<b>31 December 2014</b>	<b>5,073</b>	<b>–</b>	<b>6,106</b>	<b>1,243</b>	<b>284</b>	<b>–</b>	<b>12,706</b>
<b>Net book value</b>							
<b>31 December 2013</b>	<b>28,809</b>	<b>201</b>	<b>5,434</b>	<b>4,113</b>	<b>223</b>	<b>15,122</b>	<b>53,902</b>
<b>31 December 2014</b>	<b>29,803</b>	<b>239</b>	<b>5,567</b>	<b>5,618</b>	<b>638</b>	<b>16,392</b>	<b>58,257</b>

*(in millions of Russian rubles)***Translation from the Russian original****23. Taxation**

Income tax comprises:

	<b>2015</b>	<b>2014</b>
Current tax charge	2,181	1,141
Deferred tax (benefit)/expense – origination and reversal of temporary differences in the statement of profit or loss	(1,899)	1,442
<b>Income tax expense</b>	<b>282</b>	<b>2,583</b>

Deferred tax recorded in other comprehensive income relates primarily to unrealized gains/ (losses) from transactions with investment securities available for sale.

Russian legal entities must file individual tax declarations. The tax rate for profits other than on state securities was 20% for 2015 and 2014. The tax rate for interest income on state securities was 15% for federal taxes.

The aggregate income tax rate effective in the Republic of Belarus was 25% for 2015 and 18% for 2014. The aggregate income tax rate effective in Ukraine was 18% for 2015 and 2014.

In accordance with federal legislation, effective from the reorganization date income and expenses received and paid by Vnesheconombank are not accounted for when determining the taxable base for income tax purposes. Therefore, the income and expenses of the Bank for 2015 and 2014 are not included in the taxable base for income tax purposes, which had a significant impact on the Group's effective income tax rate for 2015 and 2014.

At 31 December, the Group's income tax assets and liabilities comprise:

	<b>2015</b>	<b>2014</b>
Current income tax asset	2,005	2,395
Deferred income tax asset	9,253	5,113
<b>Income tax assets</b>	<b>11,258</b>	<b>7,508</b>
Current income tax liability	334	178
Deferred income tax liability	10,198	7,151
<b>Income tax liabilities</b>	<b>10,532</b>	<b>7,329</b>

*(in millions of Russian rubles)***Translation from the Russian original****23. Taxation (continued)**

The effective income tax rate differs from the statutory income tax rates. A reconciliation of the income tax expense based on the statutory rate with the actual income tax expense is as follows:

	<b>2015</b>	<b>2014</b>
<b>Profit/(loss) before income tax</b>	<b>15,222</b>	<b>(247,073)</b>
Statutory tax rate	20%	20%
<b>Theoretical income tax expense/ (benefit) at the statutory rate</b>	<b>3,044</b>	<b>(49,415)</b>
Tax effect from the following income and expenses:		
Non-taxable income on state securities or taxed at different rates	(368)	(132)
Income taxed at different rate	417	175
Non-taxable income and non-deductible expenses	3,586	536
Translation differences	1,068	903
Vnesheconombank's income and expenses not included in the tax base for income tax purposes	(14,941)	46,790
Change in income tax resulting from a change in the tax rate and other changes in tax legislation	80	(537)
Change in differed tax assets unrecognized in the statement of financial position	19,268	7,066
Intercompany transaction influence	(9,335)	2,128
Other	(2,537)	(4,931)
<b>Income tax (expence)/benefit</b>	<b>282</b>	<b>2,583</b>

*(in millions of Russian rubles)***Translation from the Russian original****23. Taxation (continued)**

Deferred tax assets and liabilities at 31 December and their movements for the respective years comprise:

	2013	Origination and reversal of temporary differences				2014	Origination and reversal of temporary differences				2015	Effect of classification of disposal group held for sale	2015 (net of disposal group)
		In the statement of profit or loss	In other comprehensive income	Effect of business combination (Note 7)	Currency translation effect		In the statement of profit or loss	In other comprehensive income	Effect of business combination (Note 7)	Currency translation effect			
<b>Tax effect of deductible temporary differences</b>													
Allowance for impairment	1,690	1,948	–	–	32	3,670	9,343	–	93	89	13,195	–	13,195
Change in fair value of securities	10	–	452	–	(154)	308	530	(1,213)	–	80	(295)	5	(290)
Initial recognition of financial instruments at fair value	494	84	–	–	–	578	1,658	–	–	–	2,236	(2,102)	134
Tax losses carried forward	9,301	7,299	–	447	(181)	16,866	12,782	–	45	(70)	29,623	–	29,623
Accrued income and expense	47	27	–	–	(22)	52	136	–	–	–	188	–	188
Net investment in leases	–	–	–	–	–	–	13	–	–	1	14	–	14
Derivative financial instruments	43	123	–	–	–	166	9	–	–	–	175	–	175
Property and equipment	219	525	–	–	67	811	(130)	(121)	–	(45)	515	–	515
Other	2,765	3,080	–	–	150	5,995	260	–	–	(201)	6054	(11)	6043
	<b>14,569</b>	<b>13,086</b>	<b>452</b>	<b>447</b>	<b>(108)</b>	<b>28,446</b>	<b>24,601</b>	<b>(1,334)</b>	<b>138</b>	<b>(146)</b>	<b>51,705</b>	<b>(2,108)</b>	<b>49,597</b>
Deferred tax assets unrecognized in the statement of financial position	(7,324)	(7,066)	(138)	–	(248)	(14,776)	(19,268)	904	–	4	(33,136)	–	(33,136)
	<b>7,245</b>	<b>6,020</b>	<b>314</b>	<b>447</b>	<b>(356)</b>	<b>13,670</b>	<b>5,333</b>	<b>(430)</b>	<b>138</b>	<b>(142)</b>	<b>18,569</b>	<b>(2,108)</b>	<b>16,461</b>
<b>Tax effect of taxable temporary differences</b>													
Change in fair value of securities	(799)	71	–	–	–	(728)	120	(959)	–	–	(1,567)	–	(1,567)
Loans to customers	(72)	(1,167)	–	–	–	(1,239)	1,066	–	–	75	(98)	–	(98)
Initial recognition of financial instruments at fair value	(800)	106	–	–	–	(694)	(3,344)	–	–	–	(4,038)	3,874	(164)
Allowance for impairment	(178)	44	–	–	(25)	(159)	40	–	–	(1)	(120)	–	(120)
Accrued income and expense	(140)	(38)	–	(420)	(11)	(609)	147	4	(150)	(42)	(650)	(112)	(762)
Net investment in leases	(1,529)	(4,081)	–	–	(3)	(5,613)	252	–	–	20	(5,341)	–	(5,341)
Derivative financial instruments	(31)	(484)	–	–	(7)	(522)	303	–	–	1	(218)	(14)	(232)
Property and equipment	(849)	(343)	(121)	(55)	(3)	(1,371)	(115)	121	(740)	(212)	(2,317)	(28)	(2,345)
Other	(3,363)	(1,570)	–	–	160	(4,773)	(1,903)	–	–	(16)	(6,692)	(85)	(6,777)
	<b>(7,761)</b>	<b>(7,462)</b>	<b>(121)</b>	<b>(475)</b>	<b>111</b>	<b>(15,708)</b>	<b>(3,434)</b>	<b>(834)</b>	<b>(890)</b>	<b>(175)</b>	<b>(21,041)</b>	<b>3,635</b>	<b>(17,406)</b>
<b>Deferred tax asset</b>	<b>3,940</b>	<b>1,204</b>	<b>193</b>	<b>26</b>	<b>(250)</b>	<b>5,113</b>	<b>4,553</b>	<b>(309)</b>	<b>138</b>	<b>(242)</b>	<b>9,253</b>	<b>–</b>	<b>9,253</b>
<b>Deferred tax liability</b>	<b>(4,456)</b>	<b>(2,646)</b>	<b>–</b>	<b>(54)</b>	<b>5</b>	<b>(7,151)</b>	<b>(2,654)</b>	<b>(955)</b>	<b>(890)</b>	<b>(75)</b>	<b>(11,725)</b>	<b>1,527</b>	<b>(10,198)</b>

*(in millions of Russian rubles)***Translation from the Russian original****24. Other impairment and provisions**

The movements in other impairment allowances and provisions were as follows:

	Investment securities	Other assets	Investments in associates	Claims	Insurance activity	Guarantees and commitments	Total
<b>31 December 2013</b>	<b>74</b>	<b>4,309</b>	<b>–</b>	<b>85</b>	<b>902</b>	<b>470</b>	<b>5,840</b>
Charge/(reversal)	7	6,941	–	256	1,538	3,194	<b>11,936</b>
Write-offs	–	(1)	–	–	–	–	<b>(1)</b>
<b>31 December 2014</b>	<b>81</b>	<b>11,249</b>	<b>–</b>	<b>341</b>	<b>2,440</b>	<b>3,664</b>	<b>17,775</b>
Charge	111	9,394	<b>706</b>	360	1,581	9,127	<b>21,279</b>
Write-offs	(7)	(1,019)	–	(66)	–	(2,749)	<b>(3,841)</b>
Reclassification of provision for disposal group	(74)	(777)	–	–	–	(75)	<b>(926)</b>
Effect of business combination (IFRS 3) (Note 7)	–	–	–	167	–	–	<b>167</b>
<b>31 December 2015</b>	<b>111</b>	<b>18,847</b>	<b>706</b>	<b>802</b>	<b>4,021</b>	<b>9,967</b>	<b>34,454</b>

Allowance for impairment of assets is deducted from the carrying value of the related assets. Provisions for claims, insurance activity, guarantees and commitments are recorded in liabilities.

**25. Other assets and liabilities**

Other assets comprise:

	<b>2015</b>	<b>2014 (restated)</b>
Settlements with suppliers and other debtors	48,214	30,311
Advances issued to leasing equipment suppliers	44,680	40,755
Equipment purchased for leasing purposes	41,121	2,595
Inventories of non-banking subsidiaries	23,712	18,858
Investment property	8,416	8,309
Investment property under construction	7,257	8,198
Repossessed collateral	6,470	4,778
Fees and commissions and other claims under loan transactions	5,069	3,992
Intangible assets	4,375	4,179
Prepaid expenses	3,031	2,930
Prepaid securities	1,565	2,070
Other tax assets	1,476	3,670
Settlements on outstanding operations with securities	201	965
Spot transactions	157	551
Other	774	6,405
	<b>196,518</b>	<b>138,566</b>
Less provision allowance for impairment of other assets (Note 24)	<u>(18,847)</u>	<u>(11,249)</u>
<b>Other assets</b>	<b><u>177,671</u></b>	<b><u>127,317</u></b>



*(in millions of Russian rubles)***Translation from the Russian original****25. Other assets and liabilities (continued)**

The growth in other assets of the Group during 2015 was primarily due to increasing in receivables under contracts for equipment purchased for leasing purposes in the amount of RUB 38,526 million and restructuring of lease contracts in the amount of RUB 12,543 million.

**Investment property**

Investment property of the Group comprises real estate properties and land plots held by the Group for capital appreciation, as well as rented office space. Information on investment property is presented below:

	<b>2015</b>	<b>2014</b>
<b>At 1 January</b>	<b>8,309</b>	<b>7,551</b>
Additions	643	197
Repossessed collateral	600	–
Transfer from property and equipment	–	399
Transfer from assets held for sale	15	27
Transfer from investment property under construction	2	44
Revaluation	(430)	262
Disposals	(158)	(205)
Reclassification to property and equipment	(438)	–
Reclassification to assets held for sale	(25)	–
Transfer from other assets	344	295
Other	(446)	(261)
<b>At 31 December</b>	<b>8,416</b>	<b>8,309</b>
Amounts recorded in the consolidated statement of profit or loss:		
- rental income	202	146
- gain from sale of investment property	2	2
- operating expenses affecting rental income	(20)	(17)
- operating expenses not affecting rental income	(44)	(54)

There are no restrictions regarding the sale of investment property or the receipt of profit and proceeds from its disposal.

**Intangible assets**

Included in other assets are intangible assets in the amount of RUB 6,671 million (31 December 2014: RUB 6,757 million), less accumulated amortization of RUB 2,296 million (31 December 2014: RUB 2,578 million). In 2015, the Group disposed of intangible assets in the amount of RUB 640 million (2014: RUB 217 million), less accumulated amortization of RUB 605 million (2014: RUB 216 million). The respective amortization charges for the year ended 31 December 2015 are RUB 909 million (for the year ended 31 December 2014: RUB 908 million), which are included in other operating expenses.

As at 31 December 2015, intangible assets included goodwill in the amount of RUB 1,381 million related to the acquisition of Bank BelVEB OJSC and OJSC "VEB-Leasing" (31 December 2014: RUB 1,381 million).

*(in millions of Russian rubles)***Translation from the Russian original****25. Other assets and liabilities (continued)****Other liabilities**

Other liabilities comprise:

	<b>2015</b>	<b>2014 (Restated)</b>
Deferred income related to government assistance	11,533	4,435
Advance proceeds from sale of property	7,689	5,239
Future period income	7,021	6,421
Other settlements with clients	4,726	4,429
Received and unused subsidies	1,570	2,328
Settlements with employees	1,581	3,604
Other settlements with banks	3,030	2,835
Settlements on operations with securities	121	303
Advances received from lessees	6,062	3,898
Spot transactions	105	612
Other	4,912	2,216
<b>Other liabilities</b>	<b>48,350</b>	<b>36,320</b>

As at 31 December 2015 and 31 December 2014, other liabilities also include deferred income related to government assistance in the amount of RUB 11,533 million and RUB 4,435 million, respectively, which represents asset contributions provided by the Russian Ministry of Industry and Trade to Vnesheconombank as compensation for part of the costs related to supporting the manufacturers of high-tech products, as well as a subsidy of RUB 3,000 million received by a subsidiary bank in June 2015, which represents an asset contribution provided by the Russian Ministry of Industry and Trade as compensation of shortfall in income on loans granted to support the manufacturers of high-tech products. Government assistance was provided to Vnesheconombank in December 2012 in the amount of RUB 3,000 million, in June 2014 in the amount of RUB 1,510 million and in March 2015 in the amount of RUB 4,466 million pursuant to Resolution of the Russian Government No. 1302 dated 13 December 2012. As at 31 December 2015, part of these funds in the amount of RUB 5,631 million was reserved for the entire term of loan agreements for export loans issued in 2015 to ensure the availability of funds on the established interest payment dates. At 31 December 2014, RUB 2,796 million was reserved for export loans issued in 2014.

As at 31 December 2015, other liabilities in the received and unused subsidies include a subsidy of RUB 1,570 million received in December 2015, which represents an asset contribution by the Russian Federation to Vnesheconombank for implementing top-priority development projects in the Baikal region within the framework of the RF government program "Socio-economic development of the Far East and the Baikal regions" through payment of additional share issue of OJSC "Far East and Baikal Region Development Fund".

*(in millions of Russian rubles)***Translation from the Russian original****26. Amounts due to banks**

Amounts due to banks comprise:

	<b>2015</b>	<b>2014</b>
Correspondent loro accounts of Russian banks	113,165	98,994
Correspondent loro accounts of other banks	2,710	3,150
Loans and other placements from OECD-based banks	418,555	460,385
Loans and other placements from Russian banks	257,023	246,356
Loans and other placements from other banks	219,384	201,655
Repurchase agreements	8,580	–
<b>Amounts due to banks</b>	<b>1,019,417</b>	<b>1,010,540</b>
Held as security against letters of credit	196	172

As at 31 December 2015, loans and other placements from OECD-based banks include loans primarily denominated in RUB, USD, EUR and GBP with annual interest rates ranging from 8.5% to three-month MosPrime plus 2.4% for RUB-denominated loans (31 December 2014: from 8.5% to 31.6%), from three-month LIBOR plus 0.2% to 7.6% for USD-denominated loans (31 December 2014: from three-month LIBOR plus 0.2% to 7.6%), from six-month EURIBOR plus 0.3% to 6.6% for EUR-denominated loans (31 December 2014: from six-month EURIBOR plus 0.3% to 16.7%) and 5.7% for GBP-denominated loans (31 December 2014: from six-month interpolated LIBOR plus 1.9% to 7.9%). At 31 December 2015 and 31 December 2014, this item also includes deposits held as security against letters of credit.

As at 31 December 2015, loans and other placements from Russian banks include loans denominated in RUB, USD and EUR with interest rates ranging from 4.0% to 18.5% for RUB-denominated loans (31 December 2014: from 0.3% to 25.0%), from 0.5% to 8.8% for USD-denominated loans (31 December 2014: from 4.1% to 7.7%), from three-month EURIBOR plus 5.1% to 9.0% for EUR-denominated loans (31 December 2014: from 2.7% to 7.0%). At 31 December 2015 and 31 December 2014, this item also includes deposits held as security against letters of credit.

As at 31 December 2015, loans and other placements from non-OECD-based banks include loans denominated in RUB, USD, EUR, CNY, BYR and UAH with interest rates of 10.1% for RUB-denominated loans (31 December 2014: from 10.3% to 11.0%), from 1.9% to 7.0% for USD-denominated loans (31 December 2014: from 1.7% to 6.3%), from 3.0% to six-month EURIBOR plus 4.0% for EUR-denominated loans (31 December 2014: 2.9%). At 31 December 2015, loans and other placements from non-OECD-based banks also include CNY-denominated loans with interest rates ranging from 4.6% to 4.7% (31 December 2014: no balances), BYR-denominated loans with interest rates of 29.1% (31 December 2014: 50%), UAH-denominated loans with interest rates of 22.1% (31 December 2014: 19.5%). At 31 December 2015 and 31 December 2014, this item also includes deposits held as security against letters of credit.

As at 31 December 2015, loans and other placements from other banks include loans from foreign banks in the amount of RUB 843 million, collateralized by debt instruments issued by foreign government bodies with a collateral value of RUB 1,054 million. At 31 December 2014, loans and other placements from other banks include loans from foreign banks in the amount of RUB 8,230 million, collateralized by debt instruments issued by foreign government bodies with a collateral value of RUB 9,709 million.

*(in millions of Russian rubles)***Translation from the Russian original****26. Amounts due to banks (continued)**

As at 31 December 2015, repurchase agreements with banks include loans of RUB 340 million received from foreign banks and collateralized by debt securities available for sale with a fair value of RUB 357 million, loans of RUB 3,682 million received from Russian banks and collateralized by debt securities available for sale with a fair value of RUB 4,265 million, loans of RUB 3,700 million received from Russian banks and collateralized by debt securities held to maturity with a fair value of RUB 4,356 million as well as loans of RUB 1 million received from Russian banks and collateralized by equity securities available for sale with a fair value of RUB 1 million (Note 13).

As at 31 December 2015, repurchase agreements with banks include loans of RUB 616 million received from Russian banks and collateralized by debt securities recorded as loans to customers with a fair value of RUB 898 million, loans of RUB 241 million received from Russian banks and collateralized by debt securities recorded as amounts due from banks with a fair value of RUB 284 million. At 31 December 2014, there were no balances of repurchase agreements with banks.

In 2015, the Group raised long-term financing from OECD-based banks totaling RUB 7,243 million (2014: RUB 48,568 million) and repaid long-term financing of RUB 104,842 million (2014: RUB 130,617 million) in accordance with the contractual terms. In 2015, the Group also raised long-term financing from non-OECD-based banks totaling RUB 2,989 million (2014: RUB 106,390 million) and repaid long-term financing of RUB 23,438 million (2014: RUB 8,499 million) in accordance with the contractual terms.

In addition, in 2015, a leasing company of the Group raised long-term financing from Russian and foreign banks totaling RUB 12,013 million (2014: RUB 62,360 million) and repaid long-term financing of RUB 63,495 million (2013: RUB 42,934 million) in accordance with the contractual terms.

**27. Amounts due to customers**

Amounts due to customers comprise:

	<b>2015</b>	<b>2014</b>
Current accounts	205,004	162,530
Term deposits	437,230	345,551
Repurchase agreements	82	636
Other amounts due to customers	–	11
<b>Amounts due to customers</b>	<b>642,316</b>	<b>508,728</b>
<b>Held as security against guarantees</b>	<b>620</b>	<b>481</b>
<b>Held as security against letters of credit</b>	<b>3,063</b>	<b>5,459</b>

At 31 December 2015 and 31 December 2014, amounts due to the Bank's four largest customers amounted to RUB 149,921 million and RUB 96,656 million, respectively, representing 23.3% and 19%, respectively, of the aggregate amounts due to customers.

Amounts due to the ten largest customers include accounts with customers operating in the following industry sectors:

*(in millions of Russian rubles)***Translation from the Russian original****27. Amounts due to customers (continued)**

	<b>2015</b>	<b>2014</b>
Manufacturing, including heavy machinery and production of military-related goods	76,394	48,170
Finance services	75,344	43,159
Telecommunications	38,720	35,911
Transport	9,503	–
Agriculture and food industry	14,071	–
<b>Total</b>	<b>214,032</b>	<b>127,240</b>

Term deposits include deposits of individuals in the amount of RUB 140,221 million (31 December 2014: RUB 118,055 million). In accordance with the Russian Civil Code, the Bank and its Russian subsidiaries are obliged to repay such term deposits upon the demand of the depositor. In accordance with the Banking Code of the Republic of Belarus, the Belarusian subsidiary bank is obliged to repay the term deposits of individuals within five days of the demand of the depositor. If a term deposit is repaid upon the demand of the depositor prior to maturity, interest on it is paid based on the interest rate for demand deposits, unless a different interest rate is specified in the agreement. In accordance with the Civil Code of Ukraine, the return of a fixed-term deposit and the accrued interest on demand of the depositor before expiration of their term or before occurrence of other circumstances specified in the agreement is only possible if it is explicitly provided in the deposit agreement.

Amounts due to customers include accounts of the following types of customers:

	<b>2015</b>	<b>2014</b>
State and state-controlled entities	206,150	173,136
Private companies	265,853	199,337
Employees and other individuals	161,680	131,648
Companies under foreign state control	8,633	4,607
<b>Amounts due to customers</b>	<b>642,316</b>	<b>508,728</b>

At 31 December 2015, repurchase agreements with customers include funds of RUB 81 million received from a Russian entity and collateralized by debt securities available for sale with a fair value of RUB 80 million as well as funds of RUB 1 million received from a Russian entity and collateralized by equity securities available for sale with a fair value of RUB 0 million (Note 13). At 31 December 2014, repurchase agreements with customers include funds of RUB 367 million received from a Russian entity and collateralized by debt securities available for sale with a fair value of RUB 400 million (Note 13) and funds of RUB 269 million received from a foreign entity and collateralized by equity securities available for sale with a fair value of RUB 255 million (Note 13).

*(in millions of Russian rubles)***Translation from the Russian original****28. Debt securities issued**

Debt securities issued comprise:

	<b>2015</b>	<b>2014</b>
Eurobonds	702,879	552,028
Domestic bonds	457,584	415,161
Promissory notes	18,384	15,948
Saving and deposit certificates	1,048	8
<b>Debt securities issued</b>	<b>1,179,895</b>	<b>983,145</b>
<b>Promissory notes held as security against guarantees</b>	<b>859</b>	<b>1,092</b>

*(in millions of Russian rubles)***Translation from the Russian original****28. Debt securities issued (continued)**

During 2015, the Group issued /placed for the second time in the domestic market the following bonds:

Issued, month	Maturity	Issue currency	Nominal value of securities issued		Secondary placement
			Currency, million	At the placement date, RUB million	
January	December 2021	RUB	920	920	Yes
January - February	April 2022	RUB	559	559	Yes
January - March	April 2016	RUB	2,143	2,143	Yes
February	February 2018	RUB	5,000	5,000	–
February	February 2025	RUB	5,000	5,000	–
February	February 2025	RUB	5,000	5,000	–
March	December 2016	BYR	21,202	87	Yes
March	February 2025	RUB	5,000	5,000	–
March	February 2025	RUB	5,000	5,000	–
March	March 2017	RUB	5,000	5,000	–
March	March 2018	RUB	5,000	5,000	–
March	February 2032	RUB	828	828	Yes
March	November 2015	RUB	1,932	1,932	Yes
April	April 2021	RUB	125	125	Yes
April-May	March 2022	RUB	2,009	2,009	Yes
May	May 2017	USD	1	50	Yes
May	May 2018	RUB	5,000	5,000	–
May	September 2016	BYR	12,372	44	Yes
May	September 2017	BYR	14,965	53	Yes
May	December 2021	RUB	3,525	3,525	Yes
May	November 2015	RUB	189	189	Yes
June -July	June 2020	RUB	5,000	5,000	–
July	July 2025	USD	200	11,953	–
July	June 2020	RUB	4,665	4,665	Yes
July	May 2017	USD	73	4,249	Yes
July	July 2016	RUB	281	281	Yes
July	July 2018	RUB	10,000	10,000	–
August	December 2021	RUB	1,210	1,210	Yes
August	August 2025	RUB	5,000	5,000	–
August	August 2020	RUB	5,000	5,000	–
August	December 2016	RUB	2,000	2,000	Yes
September	February 2032	RUB	6,194	6,194	Yes
September	September 2025.	RUB	3,000	3,000	–
October	September 2032	RUB	647	647	Yes
October	September 2032	RUB	706	706	Yes
October	October 2021	RUB	61	61	–
October	October 2021	RUB	588	588	Yes
October	October 2021	RUB	1,386	1,386	–
October - November	April 2022	RUB	600	600	Yes
November	October 2021	RUB	281	281	Yes
November	November 2025	RUB	5,000	5,000	–
November	December 2021	RUB	1	1	Yes
November	April 2016	RUB	305	305	Yes
November	September 2016	BYR	1,491	5	Yes
December	November 2017	RUB	2,500	2,500	Yes
December	August 2016	RUB	1,900	1,900	Yes

*(in millions of Russian rubles)***Translation from the Russian original****28. Debt securities issued (continued)**

During 2015, the Group repaid /repurchased in the domestic market the following bonds:

Issued, month	Repaid, month	Issue currency	Nominal value of securities repaid		Nominal value of securities in the portfolios of the Group entities at the repayment date, RUB, million	Purchas e under offer
			Currency, million	At the repayment date, RUB, million		
July 2010	January	RUB	787	787	–	Yes
February 2012	February	RUB	2,000	2,000	–	–
February 2012	February	USD	500	31,065	–	–
December 2013	February	RUB	1,195	1,195	1,170	Yes
June 2012	February	BYR	20,210	85	–	Yes
December 2011	March	BYR	4,000	17	–	Yes
March 2012	March	RUB	828	828	–	Yes
November 2011	March	RUB	649	649	–	Yes
April 2011	April	RUB	125	125	–	Yes
May 2014	May	USD	334	16,669	–	Yes
November 2012	May	RUB	189	189	–	Yes
April ь 2013	May	RUB	3,209	3,209	–	Yes
November 2013	May	RUB	625	625	–	–
November 2013	May	RUB	625	625	–	–
December 2011	June	RUB	2,682	2,682	–	Yes
December 2011	June	BYR	2,770	10	–	Yes
October 2011	June	BYR	1,260	5	–	Yes
September 2012	June	BYR	14,600	52	–	Yes
July 2010	June	RUB	673	673	158	Yes
July 2013	June	RUB	281	281	–	Yes
April 2011	June	BYR	2,460	9	–	Yes
March 2012	July	RUB	6,194	6,194	–	Yes
October 2011	September	BYR	10,940	41	–	Yes
March 2013	September	RUB	1,250	1,250	–	–
	October -					
November 2012	December	RUB	5,000	5,000	2,000	–
October 2012	October	RUB	647	647	–	Yes
October 2012	October	RUB	706	706	–	Yes
October 2014	October	RUB	588	588	–	Yes
April 2012	October	RUB	2,570	2,570	–	Yes
November 2014	November	RUB	5,307	5,307	–	Yes
November 2013	November	RUB	625	625	–	–
November 2013	November	RUB	625	625	–	–
November 2014	November	RUB	280	280	–	Yes
April 2013	November	RUB	1,980	1,980	–	Yes
October 2011	December	BYR	1,420	5	–	Yes
June 2015	December	RUB	500	500	–	–
December 2012	December	RUB	5,762	5,762	–	–



*(in millions of Russian rubles)***Translation from the Russian original****28. Debt securities issued (continued)**

During 2014, the Group issued /placed for the second time in the domestic market the following bonds:

Issued, month	Repaid, month	Issue currency	Nominal value of securities issued		Nominal value of securities in the portfolios of the Group entities RUB, million	Secondary placement
			Currency, million	At the placeme nt date, RUB, million		
January	January 2024	RUB	5,000	5,000	5,000	–
January - December	September 2016	BYR	71,895	309	–	Yes
February	January 2024	USD	100	3,476	3,476	–
February	January 2024	USD	100	3,476	3,476	–
February	January 2024	USD	100	3,476	3,476	–
February	January 2024	USD	100	3,476	3,476	–
February March - September	August 2017	BYR	101,836	414	–	Yes
April April - December	April 2021	RUB	5,000	5,000	–	Yes
May	April 2022	RUB	7,560	7,560	988	Yes
May - December	May 2017	USD	500	17,919	–	Yes
December	November 2015	RUB	4,654	4,654	1,194	Yes
June	June 2021	RUB	212,636	212,636	–	–
September	August 2029	RUB	1,000	1,000	–	–
October	December 2016	RUB	295	295	175	Yes
October	October 2021	RUB	4,939	4,939	–	Yes
November	November 2017	RUB	9,000	9,000	–	–
November	October 2021	RUB	3,614	3,614	–	Yes
November	April 2016	RUB	80	80	–	Yes
December	December 2015	RUB	3,000	3,000	–	–
December	September 2017	BYR	1,952	8	–	Yes
December	December 2015	RUB	5,826	5,826	–	Yes

*(in millions of Russian rubles)***Translation from the Russian original****28. Debt securities issued (continued)**

During 2014, the Group repaid /purchased in the domestic market the following bonds:

Issued, month	Repaid, month	Issue currency	Nominal value of securities repaid		Nominal value of securities in the portfolios of the Group entities at the repayment date RUB, million.	Purchase d under offer
			Currency, million	At the repayment date, RUB, million		
January 2011	January - July	UAH	591	2,383	–	–
July 2010	January	RUB	642	642	–	–
October 2011	January - December	BYR	75,181	292		Yes
February 2012	February	RUB	2,000	2,000	–	–
June 2013	February	USD	100	3,476	3,476	Yes
June 2013	February	USD	100	3,476	3,476	Yes
June 2013	February	USD	100	3,476	3,476	Yes
June 2013	February	USD	100	3,476	3,476	Yes
Julne 2012	March - September	BYR	80,533	312		Yes
March 2012	March	RUB	4,351	4,351	–	Yes
April 2011	April	RUB	5,000	5,000	–	Yes
April 2012	April - December	RUB	7,462	7,462	700	Yes
April 2013	May- December	RUB	7,111	7,000		Yes
December 2013	June	RUB	5,000	5,000	5,000	Yes
July 2010	July	RUB	692	692	–	–
August 2011	August	RUB	3,000	3,000	83	–
August 2011	August	RUB	2,000	2,000	795	–
August 2012	August	RUB	4,527	4,527	–	Yes
November 2011	October	RUB	5,000	5,000	–	Yes
November 2011	November	RUB	5,000	5,000	–	Yes
November 2011	November	RUB	1,531	1,531	5	Yes
December 2012	December	RUB	4,607	4,607	320	Yes
September 2012	December	BYR	1,896	7	–	Yes

During 2015, the Bank sold previously purchased debt securities in the total amount of RUB 2,688 million (during 2014: RUB 3,858 million).

At 31 December 2015, debt securities issued include Eurobonds placed at the market rate denominated in USD maturing from May 2016 to November 2025 (31 December 2014: from May 2016 to November 2025), in CHF maturing in February 2016 (31 December 2014: in February 2016) and in EUR maturing from February 2018 to February 2023 (31 December 2014: from February 2018 to February 2023).

At 31 December 2015, included in debt securities issued are bonds placed at the market rate denominated in RUB maturing from April 2016 to September 2032 (31 December 2014: from November 2015 to September 2032), denominated in USD maturing from May 2017 to July 2025 (31 December 2014: from February 2015 to May 2017), as well as bonds denominated in BYR maturing from September 2016 to December 2016 (31 December 2014: from September 2016 to August 2017).

*(in millions of Russian rubles)***Translation from the Russian original****28. Debt securities issued (continued)**

At 31 December 2015, the Group's debt securities issued include interest-bearing promissory notes denominated in RUB, maturing before December 2049 (31 December 2014: maturing before December 2049), denominated in USD, maturing before August 2019 (31 December 2014: before May 2018) and denominated in EUR, maturing before March 2016 (31 December 2014: before January 2016). At 31 December 2015, interest rates range from 8.5% to 13.5% on RUB-denominated promissory notes (31 December 2014: from 8.5% to 14.5%), from 0.3% to 1.6% on USD-denominated promissory notes (31 December 2014: from 0.2% to 1.7%) and on a collateralized EUR-denominated promissory note issued by a subsidiary bank at the rate of 0% (31 December 2014: 0.2%).

At 31 December 2015, debt securities issued include RUB-denominated saving certificates issued by a subsidiary bank at interest rates from 0.1% to 0.5% maturing from July 2019 to February 2022 and USD-denominated deposit certificates issued by a subsidiary bank at interest rates from 9% to 12.1%, maturing from December 2015 to December 2016, EUR-denominated deposit certificates at interest rates from 8.3% to 11.5%, maturing from January to December 2016, and also UAH-denominated deposit certificates at interest rates of 23-24%, maturing from February to December 2016 (31 December 2014 : interest rates on saving certificates range from 0.1% to 0.5%, maturing from June 2016 to February 2022, there are no deposit certificates).

**29. Finance lease liabilities**

Liabilities under finance lease agreements at 31 December 2015 are analyzed as follows:

	<b>Not later than 1 year</b>	<b>Later than 1 year but not later than 5 years</b>	<b>Later than 5 years</b>	<b>Total</b>
Minimum lease payments	11,825	45,434	54,355	<b>111,614</b>
Prepaid financial expenses	(63)	(1,510)	(4,143)	<b>(5,716)</b>
<b>Net liabilities under finance lease agreements</b>	<b>11,762</b>	<b>43,924</b>	<b>50,212</b>	<b>105,898</b>

Liabilities under finance lease agreements at 31 December 2014 are analyzed as follows:

	<b>Not later than 1 year</b>	<b>Later than 1 year but not later than 5 years</b>	<b>Later than 5 years</b>	<b>Total</b>
Minimum lease payments	8,869	34,616	50,820	<b>94,305</b>
Prepaid financial expenses	(40)	(979)	(3,501)	<b>(4,520)</b>
<b>Net liabilities under finance lease agreements</b>	<b>8,829</b>	<b>33,637</b>	<b>47,319</b>	<b>89,785</b>

(in millions of Russian rubles)

## Translation from the Russian original

### 30. Equity

#### Authorized capital

In accordance with Article 18 of the Federal Law, the Bank's authorized capital is formed, in particular, from asset contributions of the Russian Federation made according to resolutions of the Russian Government.

In accordance with Resolution of the Russian Government No. 1687-r dated 27 November 2007, pursuant to Federal Law No. 246-FZ dated 2 November 2007 "On Introducing Amendments to Federal Law "On the Federal Budget for 2007", the Russian Federation contributed RUB 180,000 million to the authorized capital of Vnesheconombank in November 2007.

In accordance with Resolution of the Russian Government No. 1766-r dated 7 December 2007, the Russian Federation contributed 100% of the state-owned shares of OJSC "SME Bank" and 5.2% of state-owned shares of EXIMBANK OF RUSSIA to the authorized capital of Vnesheconombank. The transfer of shares was completed in 2008.

In accordance with Resolution of the Russian Government No. 1665-r dated 19 November 2008, pursuant to Federal Law No. 198-FZ dated 24 July 2007 "On the Federal Budget for 2008 and for the 2009 and 2010 Planned Period", the Russian Federation contributed RUB 75,000 million to the authorized capital of Vnesheconombank in November 2008.

In accordance with Resolution of the Russian Government No. 854-r dated 23 June 2009, pursuant to Federal Law No. 204-FZ dated 31 October 2008 "On the Federal Budget for 2009 and for the 2010 and 2011 Planned Period", the Russian Federation contributed RUB 100,000 million to the authorized capital of Vnesheconombank in June 2009.

In accordance with Resolution of the Russian Government No. 1891-r dated 10 December 2009, the Russian Federation contributed RUB 21,000 million to the authorized capital of Vnesheconombank in December 2009 for further acquisition by the Bank of shares additionally issued by JSC "United Aircraft Corporation".

In December 2010, in accordance with Resolution of the Russian Government No. 603-r dated 21 April 2010, the Russian Federation contributed 100% of state-owned shares of OJSC "Federal Center for Project Finance" as an additional asset contribution to the authorized capital of Vnesheconombank.

In August 2013 in accordance with Resolution of the Russian Government No. 670-r dated 2 May 2012, the Russian Federation contributed 1.1278% of state-owned shares of OJSC "Rostelecom" (1.2209% of voting shares of the company) as an additional asset contribution to the authorized capital of Vnesheconombank.

In accordance with Resolution of the Russian Government No. 2526-r dated 12 December 2014 and Resolution of the Russian Government No. 1417 dated 18 December 2014 issued for the purpose of financial support as part of implementing the Bank's objectives, as set forth in the Federal Law and Vnesheconombank Memorandum, the Russian Federation contributed RUB 30,000 million to the authorized capital of Vnesheconombank in December 2014.

Pursuant to Federal Law No. 109-FZ of 2 May 2015 "On the Specifics of Transfer in 2015 of the Profit Received by the Central Bank of the Russian Federation on the Results of 2014", the Bank of Russia in May 2015 made an asset contribution to the authorized capital of Vnesheconombank in the amount of RUB 27,502 million (15% of profit).

(in millions of Russian rubles)

## Translation from the Russian original

### 30. Equity (continued)

#### Additional paid-in capital

In December 2011, pursuant to Federal Law No. 357-FZ dated 13 December 2010 "On the Federal Budget for 2011 and for the 2012 and 2013 Planning Period", the Bank received a subsidy from the Russian Ministry of Finance as an asset contribution in the amount of RUB 62,600 million for the purposes of creating a Russian equity fund, which was recognized in additional paid-in capital. Vnesheconombank used all the funds to acquire units in Mutual Fund RDIF.

In December 2012, pursuant to Federal Law No. 247-FZ dated 3 December 2012 "On Introducing Amendments to Federal Law "On the Federal Budget for 2012 and for the 2013 and 2014 Planning Period", the Bank received from the Russian Ministry of Finance the following subsidies:

- as an asset contribution in the amount of RUB 62,000 million for the purposes of creating Mutual Fund RDIF;
- as an asset contribution in the amount of RUB 15,000 million for implementing top-priority industrial, transport and energy infrastructure development projects in the Far East and the Baikal regions.

In the first quarter of 2013, all these funds were used as intended and recognized in additional paid-in capital.

In August 2013, additional paid-in capital was changed for the difference of RUB 1,430 million between the cost of Rostelecom's shares transferred to the authorized capital of Vnesheconombank and their fair value.

In December 2014, pursuant to Federal Law No. 349-FZ dated 2 December 2013 "On the Federal Budget for 2014 and for the 2015 and 2016 Planning Period", the Russian Ministry of Finance granted to the Bank a subsidy in the form of an asset contribution of RUB 2,328 million to purchase 2,129 additional units of its subsidiary Mutual Fund RDIF. In April 2015, the full amount of the subsidy was used as intended and recognised as additional paid-in capital.

In June 2015, pursuant to Federal Law No. 384-FZ dated 1 December 2014 "On the Federal Budget for 2015 and for the 2016 and 2017 Planning Period", Vnesheconombank received a subsidy from the federal budget in the form of an asset contribution of the Russian Federation to purchase EXIAR shares for the purposes of increasing the share capital of EXIMBANK OF RUSSIA under the subprogram "Creation of the National System to Support Development of Foreign Economic Activity" of the RF Government Program "Development of Foreign Economic Activity". Vnesheconombank allocated full amount of these funds to purchase 10,000,000 shares of EXIAR.

*(in millions of Russian rubles)***Translation from the Russian original****30. Equity (continued)****Nature and purpose of other reserves***Retained earnings / (uncovered loss)*

This reserve is formed on a cumulative basis from the date of establishment of the Bank, and mainly includes retained earnings for 2014 and a loss attributable to the Russian Government for 2015.

A gain on initial recognition of amounts due to the Russian Government totaling RUB 25,240 million is recorded directly in this reserve. In accordance with Resolution of the Russian Government No. 1749-r dated 6 September 2014, the reserves of the NWF in the amount of USD 5,966 million were deposited under subordination terms for the purpose of the additional capitalization of Vnesheconombank, maturing in 15 years at an interest rate below market level (Note 9).

*Unrealized gains/(losses) on investment financial assets available for sale*

This reserve records fair value changes on available-for-sale investments.

The movements in unrealized gains/(losses) on investment financial assets available for sale are as follows:

	<b>2015</b>	<b>2014</b>
Unrealized gains/(losses) on investment financial assets available for sale	25,546	(17,243)
Realized gains on investment financial assets available for sale, reclassified to the statement of profit or loss (Note 34)	2,337	1,324
Impairment loss on investment financial assets available for sale, reclassified to the statement of profit or loss	22,645	12,262
<b>Change in unrealized gains/(losses) on operations with investment financial assets available for sale</b>	<b><u>50,528</u></b>	<b><u>(3,657)</u></b>

*Foreign currency translation reserve*

The foreign currency translation reserve is used to record exchange differences arising from the translation of the financial statements of foreign subsidiaries.

(in millions of Russian rubles)

## Translation from the Russian original

### 31. Commitments and contingencies

#### Operating environment

The Russian, Belarusian and Ukrainian economies are vulnerable to the market downturns and economic slowdowns elsewhere in the world.

Russia continues economic reforms and the development of its legal, tax and regulatory frameworks as required by a market economy. The future stability of the Russian economy is largely dependent upon these reforms and developments and the effectiveness of the economic, financial and monetary measures undertaken by the Russian Government.

In 2015, the Russian economy continued to be negatively impacted by a significant drop in oil prices, significant devaluation of the Russian ruble, and certain sanctions imposed against Russia by several countries in 2014. Despite gradual decrease in the key rate of the Bank of Russia during 2015 and after its sharp rise in December 2014, the level of interest rates in rubles remained high.

In January 2015, Fitch Ratings downgraded Russia's credit rating to BBB-, the credit rating assigned by Moody's was Baa3, while Standard & Poor's cut it to BB+ for the first time in a ten-year period. In February 2015, Moody's downgraded Russia's rating from Baa3 to Ba1. The forecast of all agencies is negative.

In January 2015, international rating agencies downgraded Vnesheconombank ratings. The long-term foreign currency issuer default rating assigned by Fitch was BBB-, the long-term foreign currency issuer credit rating assigned by Moody's was Baa3, the long-term credit rating for foreign currency obligations assigned by Standard & Poor's was BB+. In February 2015, Moody's downgraded the long-term foreign currency credit rating of Vnesheconombank to Ba1. In July 2015, in addition to Vnesheconombank, the US sectoral sanctions were imposed on the Group's subsidiaries.

The combination of these factors caused reduction in capital availability and increased its cost and also led to a rise in inflation and uncertainty regarding future economic growth, which subsequently may negatively affect the Group's financial position, its performance and economic prospects.

The Group's management considers all these factors and believes that it takes all adequate steps to support the Group's sustainability under current conditions.

As an emerging market, the Republic of Belarus does not possess a well-developed business and regulatory infrastructure that would generally exist in more mature market economies. Since 1 January 2015, the Belarusian economy has ceased to be treated as hyperinflationary. The future stability of the Belarusian economy depends to a large extent on the reforms and developments and the effectiveness of the economic, financial and monetary measures taken by the Belarusian Government.



(in millions of Russian rubles)

## Translation from the Russian original

### 31. Commitments and contingencies (continued)

#### Operating environment (continued)

In 2015, the Government of the Republic of Belarus continued to take stabilization measures aimed to support the economy in order to overcome the consequences of the global financial crisis. The global financial crises caused uncertainties regarding future economic growth, availability of financing and cost of capital, which could have a negative effect on the Group's activities and economic prospects.

In 2015, the economic and political situation in Ukraine deteriorated significantly. This resulted in a decreased gross domestic product, significant negative foreign trade balance and a drastic reduction in foreign currency reserves. Moreover, during the period from 1 January 2014 to 31 December 2015, the Ukrainian hryvnia depreciated against major currencies by approximately 52%, and the National Bank of Ukraine imposed certain restrictions on transactions in foreign currencies, as well as on certain international settlements, including dividend payments. International rating agencies downgraded Ukraine's sovereign debt rating. In March 2015, Ukraine completed its negotiations on the program for extending loans with the International Monetary Fund, which may require taking certain austerity measures. The combination of these events resulted in the deterioration of liquidity and tighter credit conditions when lending is available.

Information about the risk the Group is exposed to in Ukraine at 31 December 2015 is provided in Note 8 "Segment information". As disclosed earlier, Segment 3 includes PSC Prominvestbank: its income/expenses, profit/loss, assets and liabilities, and represents the Group's banking activity in Ukraine. As at 31 December 2015, assets of the Group exposed to the risks of consequences arising from the situation in Ukraine comprise loans to customers of the Group's subsidiary with a carrying value of RUB 27,029 million net of allowance (allowance for impairment of these loans amounted to RUB 20,128 million as at 31 December 2015), and other assets in the amount of RUB 5,299 million net of allowance (allowance for impairment amounted to RUB 4,769 million). As at 31 December 2015, loans to customers of the Group's subsidiary amounted to RUB 17,124 million (allowance for impairment amounted to RUB 4,410 million), and other assets in the amount of RUB 4,656 million (allowance for impairment amounted to RUB 2,774 million).

The Group's management considers that as at 31 December 2015 the risks of consequences caused by the situation in Ukraine could also affect Vnesheconombank loans issued to third parties for acquisition of securities and financing of steel companies of Ukraine with a carrying value of RUB 618,169 million before allowance (31 December 2014: RUB 474,495 million). Allowance for impairment of these loans as at 31 December 2015 amounted to RUB 183,036 million (31 December 2014: RUB 149,559 million).

The Group keeps monitoring the situation in Ukraine and taking the relevant steps to mitigate the effect of such risks. Any further possible deterioration of the current situation in Ukraine could adversely impact the results and financial position of the Group in a manner not currently determinable.

#### Legal issues

The Group is involved in a number of legal actions related to the Group's ordinary activities. Management believes that the ultimate liability, if any, arising from such actions or complaints will not have a material adverse effect on the financial condition or the results of future operations of the Group. Movement in provisions for legal claims is disclosed in Note 24.



*(in millions of Russian rubles)***Translation from the Russian original****31. Commitments and contingencies (continued)****Taxation**

A major part of the Group's business activity is carried out in the Russian Federation. Some provisions of the Russian tax, currency and customs legislation as currently in effect are vaguely drafted, are often unclear, contradictory, and subject to varying interpretations (which may have the retrospective effect). In addition, the provisions of the Russian tax law applicable to financial instruments (including derivative and securities transactions) are subject to significant uncertainty and lack interpretive guidance. Management's interpretation of such legislation as applied to the transactions and activity of the Group may be challenged by the relevant regional or federal authorities.

Interpretation of the said provisions of the Russian tax legislation along with recent trends in law enforcement practice points to possible increases in both the amount of tax paid and tax penalties, among other things, due to the fact that the tax authorities may be taking a more assertive position in their interpretation and application of various provisions of this legislation and performing tax reviews. It is therefore possible that at any time in the future the tax authorities may challenge transactions and operations of the Group that have not been challenged in the past. As a result, significant additional taxes, penalties and interest may be assessed by the relevant authorities. At the same time, determination of size and possibility of adverse results of such tax claims could not be measured. Fiscal periods remain open to review by the authorities in respect of taxes for three calendar years preceding the year of review. Under certain circumstances reviews may cover longer periods.

At 31 December 2015, the Group's management believes that its interpretation of the relevant legislation is appropriate and that the Group's tax, currency and customs positions will be sustained.

**Commitments and contingencies**

At 31 December, the Group's commitments and contingencies comprised:

	<b>2015</b>	<b>2014</b>
<b>Credit-related commitments</b>		
Undrawn loan commitments	535,362	590,772
Guarantees	428,663	482,391
Letters of credit	19,131	22,727
	<b>983,156</b>	<b>1,095,890</b>
Operating lease commitments		
Not later than 1 year	3,063	2,981
Later than 1 year but not later than 5 years	6,217	7,294
Later than 5 years	4,700	3,923
	<b>13,980</b>	<b>14,198</b>
Co-investment commitments	5,705	4,619
Capital expenditure commitments	82,830	54,009
	<b>1,085,671</b>	<b>1,168,716</b>
Less provisions (Note 24)	(9,967)	(3,664)
<b>Commitments and contingencies (before deducting collateral)</b>	<b>1,075,704</b>	<b>1,165,052</b>
Less deposits and securities issued, held as security against guarantees and letters of credit	(4,738)	(7,204)
<b>Commitments and contingencies</b>	<b>1,070,966</b>	<b>1,157,848</b>

*(in millions of Russian rubles)***Translation from the Russian original****31. Commitments and contingencies (continued)**

At 31 December 2015, the Group advised export letters of credit for a total amount of RUB 117,388 million (31 December 2014: RUB 141,835 million). The Group bears no credit risks under export letters of credit.

At 31 December 2015, credit-related commitments include liabilities in favor of one counterparty, a state company, in the amount of RUB 198,595 million, which accounts for 20% (31 December 2014: RUB 130,248 million, 12%) of all credit-related commitments.

At 31 December 2015, credit-related commitments do not include guarantees of the Group under liabilities of other banks to the Bank of Russia (31 December 2014: RUB 136,839 million).

**Insurance**

At 31 December 2015, the Group's premises are insured for RUB 35,821 million (31 December 2014: RUB 38,013 million). At present, liability insurance is not widely spread in Russia, the Republic of Belarus and Ukraine.

**32. Interest income and expense**

	<b>2015</b>	<b>2014</b>
<b>Interest income</b>		
Loans to customers	229,761	182,505
Amounts due from banks and cash equivalents	25,072	37,175
Investment securities	26,412	20,989
	<b>281,245</b>	<b>240,669</b>
Finance leases	39,496	34,222
Other investment financial assets available for sale	3,250	3,250
Financial assets at fair value through profit or loss	934	2,119
Government subsidy used	367	75
	<b>325,292</b>	<b>280,335</b>
<b>Interest expense</b>		
Amounts due to banks and the Bank of Russia	(102,005)	(66,735)
Amounts due to customers and the Russian Government	(80,489)	(67,153)
Debt securities issued	(74,853)	(45,660)
	<b>(257,347)</b>	<b>(179,548)</b>
Finance lease liabilities	(926)	(498)
	<b>(258,273)</b>	<b>(180,046)</b>

**33. Net fee and commission income**

Net fee and commission income comprises:

	<b>2015</b>	<b>2014</b>
Cash and settlement operations	4,983	4,460
Guarantees and letters of credit	4,871	4,068
Agency fees	534	540
Trust management of pension funds	548	557
Operations with securities	176	98
Other	792	858
<b>Fee and commission income</b>	<b>11,904</b>	<b>10,581</b>
Fee and commission expense	(2,763)	(2,459)
<b>Net fee and commission income</b>	<b>9,141</b>	<b>8,122</b>

*(in millions of Russian rubles)***Translation from the Russian original****34. Gains less losses from investment financial assets available for sale**

Gains less losses from investment financial assets available for sale recognized in the statement of profit or loss comprise:

	<b>2015</b>	<b>2014</b>
Gains less losses on sale of investment financial assets available for sale, previously recognized in other comprehensive income (Note 30)	(2,337)	(1,324)
Losses on impairment of investment financial assets available for sale (Note 19)	(27,411)	(16,028)
Other gains from sale and redemption of investment financial assets	1,358	695
<b>Total gains less losses on sale of investment financial assets available for sale</b>	<b>(28,390)</b>	<b>(16,657)</b>

**35. Other operating income and expenses**

Other operating income comprises:

	<b>2015</b>	<b>2014</b>
Sales revenue	6,020	12,844
Effect of business combination	5,118	–
Income from financing activities	4,009	1,910
Penalties received	3,825	1,576
Insurance	2,420	860
Rental income	1,032	1,443
Gains from disposal of property and equipment	441	358
Gains from disposal of leased assets	415	333
Gains from revaluation of investment property	97	613
Other	4,667	3,248
<b>Total</b>	<b>28,044</b>	<b>23,185</b>

**35. Other operating income and expenses (continued)**

Other operating expenses comprise:

	<b>2015</b>	<b>2014</b>
Loss on impairment of goodwill	4,859	–
Cost of sales	4,630	10,741
Charity	4,382	2,803
Legal services	2,456	1,321
Insurance	2,332	1,795
Advertising expenses	2,002	1,751
Loss on impairment of property and equipment	1,901	9
Administrative expenses	1,820	1,362
Audit and consulting	1,633	1,211
Loss on write-off of impaired assets	983	936
Marketing and research	973	1,026
Amortization of intangibles	909	908
Deposits' insurance	780	674
Loss on revaluation of investment property	527	351
Sponsorship	349	217
Loss on sale of loans	4	110
Other	6,972	5,088
<b>Total</b>	<b>37,512</b>	<b>30,694</b>

(in millions of Russian rubles)

## Translation from the Russian original

### 36. Risk management

#### Introduction

The Group's operations expose it to financial risks, which it divides into credit risk, liquidity risk and market risk, the latter being subdivided into interest rate risk, currency risk and equity risk. Group members manage financial risks through a process of ongoing risk identification, measurement and monitoring, as well as by taking steps towards reducing the level of risk.

The Group is also subject to operational risk and strategic risk. Strategic risk is defined by the Group as a risk of a negative effect on the Group's operations arising from mistakes (deficiencies) made in decisions that determine strategy of the Group; this risk is managed by the Group in the course of its strategic planning process.

The risk management process is critical to ensure that risks accepted by the Group would not affect its financial stability. Each business division within the Group involved in operations exposed to risk is accountable for controlling the level of risks inherent in its activities to the extent provided in the internal regulations.

#### *Risk management structure in place at Group members*

Typical organizational structure of risk management in place at Group members consists of the following elements:

- The supreme collegial management body (Supervisory Board, Board of Directors) takes strategic decisions aimed at organizing and supporting the operation of the risk management system.
- Collegial management bodies (Management Board, Banking Risk Management Committee, Financial Committee, Assets and Liabilities Committee, Credit Committee, Technology Committee) and sole executive bodies (Chairman of the Bank, Chairman of the Management Board) adopt/prepare management decisions within their established authority, over a particular type of activity or type of risk.
- Independent risk management business division (Risk Management Department, Risk Analysis and Control Department) coordinates activities carried out by independent business divisions to implement risk management decisions taken by management bodies, including development of a regulatory framework that underlies risk assessment and control, independent assessment and subsequent control of risk level, and prepares risk reports for Group member management on a regular basis.
- Business divisions engaging in/supporting operations exposed to risks perform initial risk identification and assessment, control compliance with established limits and generate risk reports subject to the requirements of the adopted/approved regulatory framework.
- The Internal Control Function controls compliance with requirements of internal regulations and evaluates the effectiveness of the risk management system. Following the completion of respective audits, the Internal Control Function reports its findings and recommendations to Group member management.

In 2015, risk management coordination continued under the implementation of the Risk Management Policy of Vnesheconombank Group that established the primary objectives, goals, principles and procedures for consolidated risk management within Vnesheconombank and its subsidiaries (approved by the Decision of Vnesheconombank's Supervisory Board of 18 March 2013, Meeting Minutes No. 3).

#### *Vnesheconombank's risk management structure*

The Supervisory Board is the supreme management body of the Bank. Within the scope of powers delegated to that body by the Memorandum on Financial Policies and Federal Law No. 82-FZ the Supervisory Board is responsible for establishing specific parameters of the Bank's investing and financing activities, including those related to risk management. Along with the Supervisory Board, the Bank's risk

(in millions of Russian rubles)

### Translation from the Russian original

management structure comprises other management and collegial bodies and business divisions that are responsible for controlling and managing risks.

## 36. Risk management (continued)

### Introduction (continued)

#### *Supervisory Board*

Pursuant to the Regulation on the Supervisory Board, powers of the Bank's Supervisory Board in the area of risk management include: approval of the procedures governing the activities of internal control function, credit policy regulations, procedures for providing guarantees, sureties and loans to banks and other legal entities, methodologies and procedures for measuring credit risk parameters and limits, methodology for calculating the Bank's equity (capital) amount and capital adequacy ratio, impairment and other losses provisioning procedures, regulations on the Bank's management bodies.

The Supervisory Board decides on approving transactions involving acquisition, disposal or potential disposal of assets whose carrying value accounts for at least 10% of the Bank's equity and establishes the maximum amount of funds allocated to manage the Bank's temporarily available cash (liquidity).

Within the scope of powers delegated to it by the Memorandum on Financial Policies and the Federal Law, the Supervisory Board establishes parameters of the Bank's investing and financing activities, sets limits and establishes limitations on the structure of the Bank's loan portfolio.

#### *Management Board*

The risk management-related authorities of the Management Board include: making decisions to approve transactions or a number of interrelated transactions associated with acquisition, disposal or potential disposal of assets whose carrying value accounts for 2% to 10% of the Bank's equity.

The Management Board drafts proposals regarding Vnesheconombank's major lines of business and parameters of its investing and financing activities (including those related to risk management) and submits such proposals for approval by the Supervisory Board.

#### *Chairman of Vnesheconombank*

With regard to risk management-related aspects of the Bank's operations, the Chairman of Vnesheconombank issues orders and resolutions, approves policies and technical procedures governing banking transactions.

The Chairman of Vnesheconombank decides on other matters related to risk management except for those falling within the competence of the Supervisory Board and the Management Board.

#### *Group Risk Director*

The key functions of the Group Risk Director include development and ensuring the efficiency of the risk management system of Vnesheconombank and the Group as a whole, submission of consolidated reports on the risks posed to Vnesheconombank and the Group as a whole to the Management Board of Vnesheconombank, and approval of the candidates responsible for resolving risk management issues for the members of the Group.

(in millions of Russian rubles)

## Translation from the Russian original

### 36. Risk management (continued)

#### Introduction (continued)

##### *Vnesheconombank's Risk Management Committee*

The Risk Management Committee is a standing collegial body of Vnesheconombank. Its purpose is to design and develop an efficient risk management system within the Group, to ensure risk level control and to notify the Management Board of Vnesheconombank of the Group's risk level.

The Risk Management Committee develops proposals on the risk appetite level for Vnesheconombank and the members of the Group; reviews reports on the usage of economic capital and on the compliance of assumed risks with the risk appetite established by the Group; reviews and submits for approval to Vnesheconombank's management bodies group-wide and general risk limits for Vnesheconombank and the members of the Group; recommends Standards for approval; organizes and controls the implementation of the Standards; approves development plans for the Group risk management system; reviews and provides recommendations on certain transactions of the members of the Group; reviews the improvement plan for the Group's risk management system and monitors its implementation; approves stress-testing scenarios; and reviews other issues in accordance with the Regulation on the Risk Management Committee.

##### *Credit Committee*

The Credit Committee is the Bank's standing collegial body whose primary objective is to develop conclusions as a result of considering suggestions for granting loans, guarantees, sureties and financing on a repayable basis, participation in share capital and/or purchase of bonds, setting limits by counterparty and issuer, as well as debt recovery and write-off.

##### *Assets and Liabilities Committee*

The Assets and Liabilities Committee is the Bank's standing collegial body whose primary objective is to develop conclusions and recommendations on assets and liabilities management, including issues related to managing the Bank's market and structural risks and ensuring that the Bank's operations are break-even.

##### *Working Group on Coordination of Subsidiary Banks' and Financial Companies' Liquidity and Risk Management*

Key competences of the Working Group include coordination of activity within the group of subsidiary banks and financial companies of Vnesheconombank in order to ensure consistent liquidity and risk management, provide conditions for efficient implementation of policies on managing assets and liabilities and risks within the group of subsidiary banks and financial companies of Vnesheconombank.

##### *Working Group on Coordination of Public Borrowings of Subsidiary Banks and Companies of Vnesheconombank*

Key competences of the Working Group include assisting subsidiary banks and financial companies of Vnesheconombank by preparing reports and recommendations on the following activities of Vnesheconombank's group of companies: improvement of coordination of public borrowings of Vnesheconombank's subsidiary banks and companies, raising funds for Vnesheconombank's subsidiary banks and companies, and estimation of key parameters for this process.

(in millions of Russian rubles)

## Translation from the Russian original

### 36. Risk management (continued)

#### Introduction (continued)

##### *Internal Control Function*

The Internal Control Function is responsible for monitoring, on a continuous basis, the functioning of the banking risk management system as provided in the internal regulations. Following the completion of the respective audits, the Internal Control Function reports its findings and recommendations to the Bank's management.

##### *Risk Management Department*

The Risk Management Department is an independent business division designed to maintain the efficient functioning of the risk management system in compliance with the requirements of supervisory and regulatory bodies, international standards governing banking risk management practices in order to ensure the requisite reliability and financial stability of the Bank.

The Risk Management Department is responsible for developing methods and procedures for the assessment of various types of risks, drafting proposals to limit the risk level, performing follow-up monitoring of compliance with the established risk limits and relevant risk decisions, and preparing reports by types of risks and the Bank's business lines.

The Risk Management Department is responsible for monitoring compliance with risk policies and principles, and for assessing risks of new products and structured transactions. The Risk Management Department is composed of units that are responsible for control over the level of exposures by each type of risk and each line of the Bank's business, as well as a division responsible for monitoring risks of subsidiaries.

##### *Directorate for Currency and Financial Transactions*

To control the Bank's day-to-day liquidity, the Directorate for Currency and Financial Transactions monitors compliance with the established minimum levels of liquid assets and liquidity gaps in assets and liabilities. The Directorate prepares regular forecasts of the Bank's estimated leverage by source of funding, performs daily monitoring of open position limits by class of financial instruments and operations performed by the Directorate on cash, equity and currency markets as well as counterparty limits.

The Directorate monitors the market value and liquidity of collateral provided by the Bank's counterparties.

Independently from other operating divisions, the Analytical Unit within the Directorate analyzes the current situation on cash, equity and currency markets.



(in millions of Russian rubles)

## Translation from the Russian original

### 36. Risk management (continued)

#### Introduction (continued)

##### *Economic Planning Department*

The Economic Planning Department is involved in the development of methodological documents for managing the Bank's financial risks. The Department monitors the Bank's financial stability parameters, including capital adequacy ratio. The Department coordinates the activities across the Bank relating to the establishment of allowances for losses.

#### **Risk management**

##### *Risk assessment and reporting systems*

The Bank's risks are measured using the methodologies approved by the Bank's authorized bodies which allow assessing both the expected loss likely to arise in normal circumstances and unexpected losses, which are an estimate of the ultimate possible loss at a given level of probability. Losses are measured on the basis of the analysis and processing of historical data relating to risk factors underlying such losses and the established patterns (models) used to determine the relationship between changes in risk factors and loss events. Statistical patterns derived from the analysis of historical data are adjusted, as appropriate, to account for the current operating environment of the Bank and situation on the markets.

The Bank also applies stress testing practices to run worst case scenarios that would arise in case extreme events which are unlikely to occur do, in fact, occur.

Risks are monitored and limited primarily based on the limits established by the Bank. These limits reflect the level of risk which is acceptable for the Bank and set strategic priorities for each line of the Bank's business.

To assess and monitor the aggregate credit, market and operational risk exposure, the Bank computes capital adequacy ratio in accordance with the methodology approved by the Bank's Supervisory Board and based on approaches set out in regulations issued by the Bank of Russia. The minimum capital adequacy ratio of 10% has been set.

Information compiled from all the businesses is examined and processed in order to analyze, control and early identify risks. The above information and analytical comments thereon are communicated regularly to the Bank's management bodies, heads of business divisions and the Internal Control Function. The reporting frequency is established by the Bank's management body. The reports include the level of risk and risk profile changes by each type of risks and main business line, respective estimated values, updates on compliance with the existing risk limits, assessment of the amount of unexpected losses based on the value at risk methodology (VaR), results of sensitivity analysis for market risks, and the Bank's liquidity ratios.

To ensure timely response to changes in internal and external operating environment, heads of business divisions are obliged to notify the Bank's management of any factors contributing to banking risks. Information is to be communicated in accordance with the procedure set forth in the corresponding internal documents governing the activities of the business divisions.



(in millions of Russian rubles)

## Translation from the Russian original

### 36. Risk management (continued)

The Risk Management Department, jointly with other responsible business divisions, regularly monitors compliance with the existing limits, analyzes risk factors associated with financial and non-financial counterparties, jurisdictions, countries, market instruments and the Bank's position in a given market segment and also analyzes changes in the level of risk.

Vnesheconombank develops documents regulating the procedure for determining the risk appetite and stress-testing, as well as a methodology for calculating the economic capital of Vnesheconombank.

#### *Risk mitigation*

As part of its risk management function, the Bank uses derivatives and other instruments to manage exposures arising from changes in interest rates, currency rates, equity prices, credit risk factors, and from changes in positions caused by the changed level of the current or forecasted risk.

The Bank actively uses collateral to reduce its credit risks (see above for more detail).

#### *Excessive risk concentration*

Concentrations arise when a number of counterparties are engaged in similar business activities, or activities in the same geographic region, or have similar economic features, or when their ability to meet contractual obligations is similarly affected by possible changes in economic, political or other conditions. Concentrations indicate the relative sensitivity of the Bank's performance to developments affecting a particular industry or geographical location.

In order to control the level of risk concentrations, the Bank's policies and procedures include guidelines and restrictions designed to maintain a diversified portfolio.

### **Credit risk**

Credit risk is the risk that the Bank will incur a loss because its customers, clients or counterparties failed to discharge their contractual obligations in full when they fall due. The Bank manages and controls credit risk by placing limits on the amount of risk it is willing to accept in relation to one counterparty, groups of counterparties and to industry segments and regions, and by monitoring exposures in relation to the existing limits.

Within the framework of risk management procedures, the Bank ensures compliance with the following limits established in the Memorandum on Financial Policies:

- the maximum limit of exposure per individual borrower or a group of related borrowers shall not exceed 25% of the Bank's equity (capital);
- the aggregate volume of major exposures shall not exceed 800% of the Bank's equity (capital).

Vnesheconombank's Supervisory Board is entitled to set additional limits, including those related to the structure of the Vnesheconombank's loan portfolio.

(in millions of Russian rubles)

## Translation from the Russian original

### 36. Risk management (continued)

#### Credit risk (continued)

When extending guarantees under export operations and arranging for export loan insurance against political and commercial risks, the Bank complies with the limitations set forth in the Memorandum on Financial Policies, whereby the maximum value of the Bank's commitments in respect of one borrower or a group of related borrowers should not exceed 25% of the Bank's equity (capital).

The Bank adopts a systemic approach to managing risks associated with the Bank's entire asset portfolio and those attributable to individual transactions entered into with borrowers/counterparties (a group of related borrowers/counterparties). Such approach consists of the following steps:

- risk identification;
- risk analysis and assessment;
- risk acceptance and/or risk reduction;
- risk level control.

Credit risk is managed throughout all the stages of the lending process: loan application review, execution of a lending/documentary transaction (establishment of a corresponding credit limit), loan administration (maintaining loan files, etc.), monitoring the loan (credit limit) drawdown status, monitoring the borrower's financial position and repayment performance until full settlement has been made (credit/documentary limit has been closed), monitoring the status of the current investment project. Since transactions that are bearing credit risk may not only involve credit risk as such, but give rise to other risks (e.g. market risk, project risk, collateral risk), the Bank performs a comprehensive assessment of risks attributable to such transactions.

The principle of methodological integrity provides for the use of a consistent methodology for identifying and measuring credit risk which is in line with the nature and scale of operations conducted by the Bank. The assessment methodology for the credit risk of the Group members is being amended to harmonize approaches to credit risk assessment used within the Group and in order to comply with the Bank's standards.

The Bank has established a credit quality review process to provide early identification of possible changes in the creditworthiness of counterparties, including regular collateral revisions. Counterparty limits are established by the use of a credit risk classification system, which assigns each counterparty a credit rating. Credit ratings are subject to regular revision. The credit quality review process allows the Bank to assess the potential loss as a result of the risks to which it is exposed and take corrective action.

#### *Credit-related commitments risks*

The Bank makes available to its customers documentary operations which may require that the Bank make payments on their behalf. Such payments are collected from customers based on the terms of the guarantee/letter of credit given. They also expose the Bank to credit risks which are mitigated by the same control processes and policies.

The maximum exposure to credit risk for the components of the consolidated statement of financial position is best represented by their carrying amounts.

(in millions of Russian rubles)

## Translation from the Russian original

### 36. Risk management (continued)

#### Credit risk (continued)

For more details on the maximum exposure to credit risk for each class of financial instrument, references shall be made to the specific notes. The effect of collateral and other risk mitigation techniques is shown in Note 17.

Where financial instruments are recorded at fair value, the carrying value represents the current credit risk exposure but not the maximum risk exposure that could arise in the future as a result of changes in values.

#### *Credit quality per class of financial assets*

The credit quality of financial assets is managed by the Bank using internal credit ratings. The rating system is supported by a variety of financial analytics, combined with processed market information to provide the inputs for measuring the counterparty risk. Not past due and not impaired assets are subdivided into assets with high, standard and sub-standard grade. Grades are assigned based on the requirements of the national standards for assets quality assessment and international ratings of securities issuers. High grade assets comprise demands to counterparties with good financial position, absence of overdue payments, or secured by the guarantees of the Russian Government, and securities with high international credit ratings. Probability of the breach of contractual terms with regard to such assets can be evaluated as low. Standard grade assets comprise demands to counterparties with average financial position or assets with no overdue payments, which were not included in high grade assets. Probability of the breach of contractual terms with regard to such assets can be evaluated as average. Other financial assets, not past due and not impaired, are assigned a substandard grade. Since not all individually impaired assets are considered past due, not past due individually impaired assets and past due assets are separated. Credit risk assessment methodology has been approved by the Bank's Supervisory Board. Group-wide guidelines for assessing the credit quality of assets have been developed for the purpose of preparing Group's consolidated financial statements.

*(in millions of Russian rubles)***Translation from the Russian original****36. Risk management (continued)****Credit risk (continued)**

The table below shows the credit quality by class of asset for credit risk-related assets of the consolidated statement of financial position, based on the Group's credit rating system. The information is based on carrying amounts before allowance for impairment. Assets within cash and cash equivalents are categorized as high grade because the Bank believes they do not carry credit risk.

	2015	Notes	Not past due			Past due	Total
			High grade	Not impaired Standard grade	Sub- standard grade		
<b>Cash and cash equivalents except cash on hand</b>		11	<b>376,541</b>	–	–	–	376,541
<b>Financial assets lent and pledged under repurchase agreements</b>		13					
Amounts due from banks pledged under repurchase agreements			280	–	–	–	280
Loans to customers pledged under repurchase agreements			–	897	–	–	897
Investment securities pledged under repurchase agreements							
- Available for sale			58,219	4,677	–	–	62,896
- Held to maturity			6,757	2,806	–	–	9,563
			<b>65,256</b>	<b>8,380</b>	–	–	<b>73,636</b>
<b>Amounts due from banks</b>		14					
Interbank loans under small and medium-sized business support program							
Mortgage bonds			7,639	–	–	–	7,639
<b>Other amounts due from banks</b>			<b>39,093</b>	<b>6,872</b>	<b>10</b>	<b>3,050</b>	<b>49,025</b>
			<b>46,732</b>	<b>6,872</b>	<b>10</b>	<b>3,050</b>	<b>56,664</b>
<b>Loans to customers</b>		17					
Project finance			107,409	478,806	196,822	410,930	1,652,311
Commercial loans, including loans to individuals			107,516	367,598	81,975	322,715	1,106,889
Financing of operations with securities			250,317	–	–	76,771	327,088
Export and pre-export finance			52,994	30,463	12,354	–	100,946
Reverse repurchase agreements			39,694	1,972	–	–	46,046
Back-to-back finance			36,518	–	–	–	36,518
Claims under letters of credit			1,944	6,989	–	1,341	19,618
Mortgage bonds			–	7,060	–	–	7,060
Promissory notes			2,745	10	–	66	3,593
Other			30,748	6,035	3,006	1,978	43,364
			<b>629,885</b>	<b>898,933</b>	<b>294,157</b>	<b>813,801</b>	<b>3,343,433</b>
<b>Net investment in leases</b>		18	<b>315,682</b>	<b>8,696</b>	<b>5,599</b>	<b>56</b>	<b>346,600</b>
<b>Debt investment securities</b>		19					
Available for sale			124,096	32,231	–	111	156,438
Held to maturity			19,466	7,705	375	–	27,546
			<b>143,562</b>	<b>39,936</b>	<b>375</b>	<b>111</b>	<b>183,984</b>
<b>Subordinated loans to banks</b>		14	<b>40,231</b>	<b>6,344</b>	<b>3,844</b>	–	<b>50,419</b>
<b>Financial assets of disposal group</b>			<b>78,071</b>	<b>35,623</b>	<b>3,419</b>	<b>3,558</b>	<b>124,946</b>
<b>Total</b>			<b>1,630,704</b>	<b>996,404</b>	<b>307,404</b>	<b>820,576</b>	<b>4,482,587</b>

*(in millions of Russian rubles)***Translation from the Russian original**

2014	Notes	Not past due			Past due	Total
		High grade	Not impaired Standard grade	Sub- standard grade		
<b>Cash and cash equivalents except cash on hand</b>	11	<b>303,503</b>	–	–	–	<b>303,503</b>
<b>Financial assets lent and pledged under repurchase agreements</b>	13					
Amounts due from banks pledged under repurchase agreements		1,845	–	–	–	<b>1,845</b>
Loans to customers pledged under repurchase agreements		11,221	–	–	–	<b>11,221</b>
Investment securities pledged under repurchase agreements						
- Available for sale		50,152	9,117	–	–	<b>59,269</b>
- Held to maturity		27,013	3,815	–	–	<b>30,828</b>
		<b>90,231</b>	<b>12,932</b>	–	–	<b>103,163</b>
<b>Amounts due from banks</b>	14					
Interbank loans under small and medium-sized business support program		73,001	14,015	1,148	99	<b>90,005</b>
Mortgage bonds		8,889	–	–	–	<b>8,889</b>
Other amounts due from banks		27,024	5,967	8	–	<b>32,999</b>
		<b>152,150</b>	<b>25,686</b>	<b>1,156</b>	<b>99</b>	<b>180,833</b>
<b>Loans to customers</b>	16					
Project finance		93,727	389,866	171,635	427,223	<b>1,345,701</b>
Commercial loans, including loans to individuals		115,337	394,134	100,485	255,708	<b>1,050,870</b>
Financing of operations with securities		182,128	888	–	59,260	<b>242,276</b>
Export and pre-export finance		29,324	11,215	9,905	–	<b>55,065</b>
Reverse repurchase agreements		10,268	30,488	–	–	<b>40,756</b>
Back-to-back finance		35,905	–	–	–	<b>35,905</b>
Claims under letters of credit		6,809	5,315	–	88	<b>20,952</b>
Mortgage bonds		–	3,420	4,948	–	<b>8,368</b>
Promissory notes		2,779	14	–	–	<b>3,530</b>
Other		10,935	9,966	3,019	4,418	<b>29,942</b>
		<b>487,212</b>	<b>845,306</b>	<b>289,992</b>	<b>746,697</b>	<b>2,833,365</b>
<b>Net investment in leases</b>	17	<b>228,810</b>	<b>12,774</b>	<b>6,020</b>	<b>9,068</b>	<b>384,834</b>
<b>Debt investment securities</b>	19					
Available for sale		102,205	47,554	879	93	<b>150,731</b>
Held to maturity		15,898	5,556	–	–	<b>21,528</b>
		<b>118,103</b>	<b>53,110</b>	<b>879</b>	<b>93</b>	<b>172,259</b>
<b>Subordinated loans to banks</b>	14	<b>43,236</b>	<b>5,704</b>	–	–	<b>48,940</b>
<b>Total</b>		<b>1,076,506</b>	<b>949,808</b>	<b>298,047</b>	<b>755,957</b>	<b>3,674,454</b>

*(in millions of Russian rubles)***Translation from the Russian original****36. Risk management (continued)****Credit risk (continued)***Aging analysis of past due but not impaired loans to customers and net investment in leases per class of financial assets*

The table below shows the carrying amounts of past due but not impaired loans to customers and net investment in leases by number of days past due:

	<b>Less than 7 days</b>	<b>7 to 30 days</b>	<b>More than 30 days</b>	<b>Total</b>
<b>2015</b>				
<b>Loans to customers</b>				
Project finance	–	11,975	14,298	26,273
Commercial loans	1,178	755	1,520	3,453
Claims under letters of credit	4			4
	<b>1,182</b>	<b>12,730</b>	<b>15,818</b>	<b>29,730</b>
<b>Net investment in leases</b>	<b>2,480</b>	<b>2,097</b>	<b>11,002</b>	<b>15,579</b>
	<b>3,662</b>	<b>14,827</b>	<b>26,820</b>	<b>45,309</b>
	<b>Less than 7 days</b>	<b>7 to 30 days</b>	<b>More than 30 days</b>	<b>Total</b>
<b>2014</b>				
<b>Loans to customers</b>				
Project finance	370	–	48,054	48,424
Commercial loans	2,683	6,355	1,216	10,254
Claims under letters of credit	–	240	5,665	5,905
	<b>3,053</b>	<b>6,595</b>	<b>54,935</b>	<b>64,583</b>
<b>Net investment in leases</b>	<b>1,778</b>	<b>9,147</b>	<b>2,218</b>	<b>13,143</b>
	<b>4,831</b>	<b>15,742</b>	<b>57,153</b>	<b>77,726</b>

(in millions of Russian rubles)

## Translation from the Russian original

### 36. Risk management (continued)

#### Credit risk (continued)

See Note 17 for more details on allowance for impairment of loans to customers.

##### *Impairment assessment*

The main considerations for the loan impairment assessment include whether any payments of principal or interest are overdue by more than 30 days or there are any known difficulties in the cash flows of counterparties, credit rating downgrades, or infringement of the original terms of the contract. Impairment assessment is performed in two areas: individually assessed allowances and collectively assessed allowances.

##### *Individually assessed allowances*

The allowances appropriate for each individually significant loan are determined on an individual basis. Items considered when determining allowance amounts include the sustainability of the counterparty's business plan, its ability to improve performance once a financial difficulty has arisen, projected receipts and the expected dividend payout should bankruptcy ensue, the availability of financial support, the realizable value of collateral, and the timing of the expected cash flows. The impairment losses are evaluated at each reporting date, unless unforeseen circumstances require more careful attention.

##### *Collectively assessed allowances*

Allowances are assessed collectively for impairment of loans to customers that are not individually significant (including credit cards, residential mortgages and unsecured consumer lending) and for individually significant loans where there is not yet objective evidence of individual impairment. Allowances are assessed on each reporting date with each portfolio receiving a separate review.

The collective assessment takes account of impairment that is likely to be present in the portfolio even though there is not yet objective evidence of the impairment in an individual assessment. Impairment losses are estimated by taking into consideration the following information: historical losses on the portfolio, current economic conditions, the appropriate delay between the time a loss is likely to have been incurred and the time it will be identified as requiring an individually assessed impairment allowance, and expected receipts and recoveries once impaired.

(in millions of Russian rubles)

## Translation from the Russian original

### 36. Risk management (continued)

#### Credit risk (continued)

Financial guarantees and letters of credit are also assessed and a provision is made in a similar manner as for loans.

#### Liquidity risk and funding management

Liquidity risk is the risk that the Group will be unable to meet its financial obligations when they fall due.

The Group manages its liquidity risk at the following levels:

- Each member of the Group manages its liquidity on a standalone basis so that it can meet its obligations in full and comply with requirements of the national regulator; for this purpose relevant policies and procedures have been developed that detail the liquidity risk assessment and control process;
- Liquidity-related issues are considered on the Group's level at the meetings of the Working Group on Coordination of Subsidiary Banks' and Financial Companies' Liquidity and Risk Management and the Working Group on Coordination of Public Borrowings of Subsidiary Banks and Companies of Vnesheconombank.

Group members assess liquidity risk using analysis of the maturity structure of assets and liabilities, and a liquid asset cushion under various scenarios. To limit liquidity risk, Group members control liquidity gaps and the level of the liquid asset cushion. Subsidiary banks within the Group also forecast and control compliance with mandatory liquidity ratios established by national regulators.

As a part of the liquidity risk management process the Group members perform the following actions limiting the liquidity risk:

- Regularly monitor the bank's liquidity position, supervise the compliance with the established limits and review them;
- Maintain a well-balanced maturity and currency structure of assets and liabilities and an optimal liquid asset cushion;
- Maintain a diversified structure of funding sources and distribution of investments by counterparties;
- Develop actions to raise debt funding;
- Assess sustained balances on customers' accounts, monitor the level of concentration of balances on customers' accounts in order to prevent an abrupt outflow of funds from customers' accounts;
- Perform cash flow modelling and supervise liquidity ratios under various scenarios that reflect changes in the macroeconomic and market operating environment;
- Perform stress testing of the bank's exposure to liquidity risk and financial market conditions on a regular basis and as and when significant changes in external and internal factors arise or are expected.

Operational control over liquidity ratios, including liquidity gaps, is performed at the Bank by the Directorate for Currency and Financial Transactions. The follow-up monitoring is performed by the Risk Management Department. Liquidity control results are reported to the Bank's management and used for management decisions-making.



(in millions of Russian rubles)

## Translation from the Russian original

### 36. Risk management (continued)

#### Liquidity risk and funding management (continued)

In addition, for the purposes of identifying available sources to cover an unexpected deficit of liquid assets, the Bank daily monitors and forecasts the liquidity reserve. The liquidity reserve comprises the following instruments:

- Cash on the Bank's correspondent accounts, cash on hand, cash on accounts with market makers and clearing centers, and the net balance of the Bank's overnight placements;
- Short-term deposits placed with banks considered by the Bank as highly reliable;
- Liquid securities measured at fair value less any discount for unexpected losses due to market risk realization that can be promptly converted into cash or used as a collateralized funding.
- Loans from the Bank of Russia secured by non-market assets (or rights of claim under loan agreements) under third-party guarantees.

In order to take into account any possible changes in projected cash flows, the Bank uses a procedure of stress testing liquidity ratios in accordance with scenarios covering both internal factors, specific to the Bank, and external factors:

- non-fulfilment by the Bank's counterparties of transaction, loan and debt obligations (credit risk realization);
- decrease in the market value of the securities portfolio (market risk realization);
- unexpected outflow of funds from customers' accounts;
- reduction in the expected inflow of funds to customers' accounts;
- reduced or closed access to financial market resources;
- reduction in the Bank's credit rating;
- early repayment of the attracted loans due to the breaches of covenants in respect of the Bank's financial performance as stipulated in the respective contracts.

The Risk Management Department uses the procedure of liquidity ratios stress testing on a scheduled and unscheduled basis. Scheduled stress testing is carried out on a monthly basis. Unscheduled stress testing is carried out upon decision of an authorized body of the Bank, as well as in case of an indication of potential stress changes in internal and external risk factors, upon initiative of the Bank's functions involved in liquidity control activities. Findings of the analysis of the Bank's liquidity indicators calculated for various scenarios are communicated by the Risk Management Department to the Directorate for Currency and Financial Transactions and the Bank's management and are used in making decisions on measures required for regulating liquidity and planning the Bank's operations.

*(in millions of Russian rubles)***Translation from the Russian original****36. Risk management (continued)****Liquidity risk and funding management (continued)**

In the event of an emergency, the Bank uses the following liquidity support mechanisms:

- selling the portfolio of highly liquid assets (concluding repurchase agreements);
- raising funds using the refinancing instruments of the Bank of Russia;
- taking measures to close positions in low liquid securities and to assign loan portfolio-related receivables;
- maintaining close cooperation with Bank's customers for the purpose of setting the funds withdrawal schedule;
- maintaining transparency of the Bank's operations.

At 31 December 2015, financial assets and liabilities of the Group had the following expected maturities:

	<b>Up to 1 month</b>	<b>1 to 6 months</b>	<b>6 to 12 months</b>	<b>Over 1 year</b>	<b>No stated maturity</b>	<b>Total</b>
<b>Financial assets</b>						
Cash and cash equivalents	377,717	22,768	–	–	–	<b>400,485</b>
Precious metals	28	–	–	–	242	<b>270</b>
Financial assets at fair value through profit or loss	8,911	123	149	3,575	39,813	<b>52,571</b>
Financial assets lent and pledged under repurchase agreements	68,203	4,789	269	4,749	–	<b>78,010</b>
Amounts due from banks	18,639	9,057	11,830	13,954	–	<b>53,480</b>
Assets of disposal group held for sale	–	–	–	–	122,836	<b>122,836</b>
Loans to customers	100,663	214,117	267,926	1,995,875	1,716	<b>2,580,297</b>
Net investment in leases	8,755	36,519	37,756	260,030	–	<b>343,060</b>
Investment financial assets:						
- available for sale	186,983	93,906	6,562	18,078	85,315	<b>390,844</b>
- held to maturity	618	6,828	2,929	17,171	–	<b>27,546</b>
Amounts due from the Russian Government	–	–	–	–	511	<b>511</b>
<b>Subordinated loans to banks</b>	<b>3</b>	<b>1,957</b>	<b>1,884</b>	<b>46,575</b>		<b>50,419</b>
Investments in associates	–	–	8	21	9,931	<b>9,960</b>
Income tax assets	–	2,005	–	–	9,253	<b>11,258</b>
Other financial assets	5,389	81,135	24,002	14,171	525	<b>125,222</b>
	<b>775,909</b>	<b>473,204</b>	<b>353,315</b>	<b>2,374,199</b>	<b>270,142</b>	<b>4 246,769</b>
<b>Financial liabilities</b>						
Amounts due to banks	221,905	109,526	133,504	554,482	–	<b>1,019,417</b>
Financial liabilities at fair value through profit or loss	7	2,065	115	647	–	<b>2,834</b>
Amounts due to the Russian Government and the Bank of Russia	244,316	309,430	5,042	147,604	–	<b>706,392</b>
Liabilities of disposal group held for sale	–	–	–	–	69,018	<b>69,018</b>
Amounts due to customers	324,656	172,087	94,782	50,791	–	<b>642,316</b>
Debt securities issued	8,663	127,596	82,586	961,050	–	<b>1,179,895</b>
Finance lease liabilities	1,104	5,028	5,561	94,205	–	<b>105,898</b>
Subordinated deposits	–	–	–	102,128	–	<b>102,128</b>
Income tax liabilities	–	334	–	–	10,198	<b>10,532</b>
Other financial liabilities	18,499	6,971	4,094	938	1,621	<b>32,123</b>
	<b>819,150</b>	<b>733,037</b>	<b>325,684</b>	<b>1,911,845</b>	<b>80,837</b>	<b>3,870,553</b>
<b>Net position</b>	<b>(43,241)</b>	<b>(259,833)</b>	<b>27,631</b>	<b>462,354</b>	<b>189,305</b>	<b>376,216</b>
<b>Accumulated gap</b>	<b>(43,241)</b>	<b>(303,074)</b>	<b>(275,443)</b>	<b>186,911</b>	<b>376,216</b>	

*(in millions of Russian rubles)***Translation from the Russian original**

At 31 December 2014, financial assets and liabilities of the Group had the following expected maturities:

	<b>Up to 1 month</b>	<b>1 to 6 months</b>	<b>6 to 12 months</b>	<b>Over 1 year</b>	<b>No stated maturity</b>	<b>Total</b>
<b>Financial assets</b>						
Cash and cash equivalents	313,889	12,038	–	–	–	<b>325,927</b>
Precious metals	20	–	–	–	254	<b>274</b>
Financial assets at fair value through profit or loss	12,324	287	46	11,980	19,709	<b>44,346</b>
Financial assets lent and pledged under repurchase agreements	59,492	6,448	4,683	33,058	–	<b>103,681</b>
Amounts due from banks	11,974	10,860	21,781	84,743	–	<b>129,358</b>
Assets of disposal group held for sale	–	–	4,037	–	–	<b>4,037</b>
Loans to customers	111,177	212,081	251,885	1,675,291	769	<b>2,251,203</b>
Net investment in leases	16,601	39,389	40,902	283,871	–	<b>380,763</b>
Investment financial assets:						
- available for sale	163,732	97,063	13,643	15,165	79,114	<b>368,717</b>
- held to maturity	501	1,245	3,858	15,843	–	<b>21,447</b>
Amounts due from the Russian Government	–	–	–	–	400	<b>400</b>
<b>Subordinated loans to banks</b>	<b>3</b>	<b>1,974</b>	<b>1,892</b>	<b>45,071</b>		<b>48,940</b>
Investments in associates	–	–	–	24	10,868	<b>10,892</b>
Income tax assets	–	2,395	–	–	5,113	<b>7,508</b>
Other financial assets	5,579	32,961	7,610	26,723	1,120	<b>73,993</b>
	<b>695,292</b>	<b>416,741</b>	<b>350,337</b>	<b>2,191,769</b>	<b>117,347</b>	<b>3,771,486</b>
<b>Financial liabilities</b>						
Amounts due to banks	202,063	78,690	135,662	594,125	–	<b>1,010,540</b>
Financial liabilities at fair value through profit or loss	198	1,007	139	1,326	–	<b>2,670</b>
Amounts due to the Russian Government and the Bank of Russia	151,246	50,462	89,310	268,260	–	<b>559,278</b>
Liabilities of disposal group held for sale	–	–	188	–	–	<b>188</b>
Amounts due to customers	266,480	121,216	67,024	54,008	–	<b>508,728</b>
Debt securities issued	5,908	70,775	38,887	867,575	–	<b>983,145</b>
Finance lease liabilities	781	3,826	4,222	80,956	–	<b>89,785</b>
Subordinated deposits	–	–	10,528	292,487	–	<b>303,015</b>
Income tax liabilities	–	178	–	–	7,151	<b>7,329</b>
Other financial liabilities	11,962	6,229	2,917	1,318	1,294	<b>23,720</b>
	<b>638,638</b>	<b>332,383</b>	<b>348,877</b>	<b>2,160,055</b>	<b>8,445</b>	<b>3,488,398</b>
<b>Net position</b>	<b>56,654</b>	<b>84,358</b>	<b>1,460</b>	<b>31,714</b>	<b>108,902</b>	<b>283,088</b>
<b>Accumulated gap</b>	<b>56,654</b>	<b>141,012</b>	<b>142,472</b>	<b>174,186</b>	<b>283,088</b>	

(in millions of Russian rubles)

## Translation from the Russian original

### 36. Risk management (continued)

#### Liquidity risk and funding management (continued)

At 31 December 2015, accumulated liquidity deficit with maturities of «Up to 1 month», «1 to 6 months» and «6 to 12 months» was primarily established because the Bank classified its liabilities as amounts due to the Russian Government and the Bank of Russia and amounts due to customers in accordance with contractual maturities. As at the date of authorisation of these consolidated financial statements, part of liabilities included in amounts due to the Russian Government and the Bank of Russia were reclassified to long-term liabilities. In addition, in March 2016, the Russian Government made a cash contribution of RUB 73,793 million to the authorized capital of Vnesheconombank (Note 42). These steps are sufficient to cover the accumulated liquidity deficit for all maturities. Also, such classification of maturities for liabilities classified as amounts due to customers does not reflect the historical stability of customers' current accounts. Their liquidation has taken place over longer periods.

Due to the fact that in 2014 S&P downgraded Vnesheconombank's long-term foreign currency rating to BBB- and then in January 2015 to BB+ and Moody's downgraded the long-term foreign currency credit rating of Vnesheconombank to Ba1, the lending banks for a number of loan agreements obtained the right to demand early repayment of the loans provided. As at 31 December 2015, Vnesheconombank's liabilities under such agreements totalled RUB 491,385 million (31 December 2014: RUB 124,945 million). As of the date of authorisation of these consolidated financial statements, Vnesheconombank did not receive notices demanding an early repayment of previously provided loans. The creditors under agreements that provide for credit rating compliance confirmed that they did not demand early repayment. The management of the Bank is taking all of the appropriate liquidity management measures and expects the Government to provide support if necessary. At the end of 2015, the Bank was allowed to extend the terms of deposits of the National Welfare Fund of the Russian Federation ("NWF") and decrease the active rate.

*(in millions of Russian rubles)***Translation from the Russian original****36. Risk management (continued)****Liquidity risk and funding management (continued)**

Amounts payable under settlements with the Russian Government, other than the Bank of Russia's deposits, generally do not carry a specified maturity and are shown as having a residual maturity of up to one month. In practice, these amounts are available to the Bank for longer periods.

While the majority of available-for-sale securities are shown as "Up to 1 month", disposal of such assets upon demand is dependent upon financial market conditions. Significant security positions may not always be disposed in a short period of time without adverse price effects.

As at 31 December 2014, there is no liquidity deficit for all maturities.

*Analysis of financial liabilities by remaining contractual maturities*

The table below summarizes the maturity profile of the Group's financial liabilities at 31 December 2015 and 31 December 2014 based on contractual undiscounted repayment obligations. Exception is made for derivatives (assets and liabilities), which are shown by amounts payable and receivable as well as the cost of the realizable non-monetary assets and by contractual maturity. Repayments which are subject to notice are treated as if notice were to be given immediately. However, the Group expects that many customers will not request repayment on the earliest date they are entitled to, and the table does not reflect the expected cash flows calculated by the Group based on information for prior periods.

<b>As at 31 December 2015</b>	<b>Less than 3 months</b>	<b>3 to 12 months</b>	<b>1 to 5 years</b>	<b>Over 5 years</b>	<b>Total</b>
<b>Financial liabilities</b>					
Amounts due to banks	259,968	203,499	599,182	47,919	<b>1,110,568</b>
Gross settled derivative financial instruments					
- Contractual amounts payable	67,308	1,030	1,122	–	<b>69,461</b>
- Value of underlying assets to be sold	–	–	1,144	–	<b>1,144</b>
- Contractual amounts receivable	(66,561)	278	(1,167)	–	<b>(67,450)</b>
Amounts due to the Russian Government and the Bank of Russia	431,683	86,860	181,910	65,311	<b>765,764</b>
Amounts due to customers	433,560	170,795	48,050	28,249	<b>680,654</b>
Debt securities issued	56,424	127,708	552,927	335,790	<b>1,072,849</b>
Finance lease liabilities	2,793	8,409	45,502	54,355	<b>111,059</b>
Subordinated deposits	–	–	9,031	450,036	<b>459,067</b>
Other liabilities	21,178	9,457	647	1,617	<b>32,899</b>
<b>Total undiscounted financial liabilities</b>	<b>1,206,353</b>	<b>608,036</b>	<b>1,438,348</b>	<b>983,277</b>	<b>4,236,014</b>

*(in millions of Russian rubles)***Translation from the Russian original****36. Risk management (continued)****Liquidity risk and funding management (continued)**

<b>As at 31 December 2014</b>	<b>Less than 3 months</b>	<b>3 to 12 months</b>	<b>1 to 5 years</b>	<b>Over 5 years</b>	<b>Total</b>
<b>Financial liabilities</b>					
Amounts due to banks	241,706	139,996	536,158	177,315	<b>1,095,175</b>
Gross settled derivative financial instruments					
- Contractual amounts payable	8,524	830	17,142	4,619	<b>31,115</b>
- Value of underlying assets to be sold	339	128	1,051	29,700	<b>31,218</b>
- Contractual amounts receivable	(2,161)	(365)	(649)	(5,427)	<b>(8,602)</b>
- Value of underlying assets to be purchased	(6,424)	(2,495)	(16,370)	(25,081)	<b>(50,370)</b>
Amounts due to the Russian Government and the Bank of Russia	185,339	119,411	264,733	89,840	<b>659,323</b>
Amounts due to customers	348,263	118,032	56,776	441	<b>523,512</b>
Debt securities issued	56,984	64,721	530,546	723,620	<b>1,375,871</b>
Finance lease liabilities	2,490	6,378	34,616	50,820	<b>94,304</b>
Subordinated deposits	–	10,968	54,839	506,393	<b>572,200</b>
Other liabilities	12,900	7,754	1,935	1,225	<b>23,814</b>
<b>Total undiscounted financial liabilities</b>	<b>847,960</b>	<b>465,358</b>	<b>1,480,777</b>	<b>1,553,465</b>	<b>4,347,560</b>

*(in millions of Russian rubles)***Translation from the Russian original****36. Risk management (continued)****Liquidity risk and funding management (continued)**

The maturity analysis of liabilities does not reflect the historical stability of customers' current accounts. Their liquidation has historically taken place over a longer period than indicated in the tables above. These balances are included in amounts due in "less than 3 months" in the tables above.

Amounts due to customers (Note 27) include term deposits of individuals. In accordance with the Russian legislation, the Group is obliged to repay such deposits upon demand of a depositor. According to the legislation of the Republic of Belarus, the Group is obliged to repay the amount of these deposits at the first call of the depositor within five days. In accordance with the legislation of Ukraine, the return of a fixed-term deposit and the accrued interest on demand of the depositor before expiration of their term or before occurrence of other circumstances specified in the agreement is only possible if it is explicitly provided in the bank deposit agreement.

The table below shows the contractual expiry by maturity of the Group's financial commitments and contingencies (letters of credit, guarantees, undrawn loan facilities, reimbursement obligations). Each undrawn loan commitment is included in the time band containing the earliest date it can be drawn down. For issued financial guarantee contracts, the maximum amount of the guarantee is allocated to the earliest period in which the guarantee could be called.

	<b>Less than 3 months</b>	<b>3 to 12 months</b>	<b>1 to 5 years</b>	<b>Over 5 years</b>	<b>Total</b>
2015	870,769	10,535	47,556	54,296	<b>983,156</b>
2014 (restated)	974,684	18,842	51,599	50,765	<b>1,095,890</b>

The Group expects that not all of the contingent liabilities or contractual commitments will be drawn until expiry of the commitments.

At 31 December 2015, credit-related commitments presented in the 'less than 3 months' category include liabilities in the amount of RUB 209,700 million (31 December 2014: RUB 136,061 million), whose maturities are linked to settlements under export contracts.

(in millions of Russian rubles)

## Translation from the Russian original

### 36. Risk management (continued)

#### Market risk

Market risk is the risk of adverse changes in the fair value of financial instruments due to changes in market variables such as interest rates, foreign exchange rates, prices for equities (equity risk) and commodities. The purpose of the Group's market risk management activities is providing a balance between the level of accepted risks and profitability of banking operations.

Group members monitor the market risk level on a daily basis. To control the market risk level and to set its limits the Group uses the sensitivity analysis, calculation based on VaR methodology and stress testing. Consolidated risks of the Group are primarily assessed using the sensitivity analysis.

At the parent entity level interest rate, currency and equity risks are primarily assessed using the VaR methodology which enables assessing maximum unexpected losses from the portfolio of financial instruments that can be incurred during a certain period of time (projection horizon) with a given confidence level. The VaR methodology is a probabilistically statistical approach that is based on the data of changes in market risk factors and allows to take account of risks diversification. To assess the price risk of the portfolio of market securities, the Bank applies the VaR methodology according to which the weighing procedure for statistical data of risk factors depends on their historical distance from the date of calculation. The equally weighted calculation method is applied to assess the risk of the open currency position. For management and external reporting purposes, the Bank uses VaR calculations with a 99% confidence level and a 10-day projection horizon to assess the price risk of the portfolio of market securities and a 1-day projection horizon to assess the risk of the open currency position of the Bank. The depth of retrospective data used for VaR calculation is 670 working days.

VaR calculation results are assessed by the Bank subject to limitations inherent in the VaR methodology, i.e. possible failure to comply with initial assumptions, namely:

- historical observations used to calculate unexpected losses in the future period might not contain all possible future changes in risk factors, especially in case of any extreme market events;
- usage of a given projection horizon assumes that the Bank's positions in financial instruments can be liquidated or hedged over this period. Should the Bank have large or concentrated positions and/or should the market lose its liquidity, the used period of time might be insufficient for closing or hedging positions but unexpected losses estimated with VaR would remain within set limits;
- applying a 99% confidence level does not permit assessing losses that can be incurred beyond the selected confidence level;
- VaR methodology assesses the amount of unexpected losses from the portfolio of financial instruments under the assumptions that the volume of positions will remain constant over the projection horizon and the Bank will not perform transactions that change the volume of positions. Should the Bank be engaged in purchase and sale of financial instruments over the projection horizon, VaR estimates can differ from estimates of actual losses.

To control the adequacy of the VaR calculation model, the Bank regularly uses back-testing procedures that enable it to assess differences between estimated and actual losses.



(in millions of Russian rubles)

## Translation from the Russian original

### 36. Risk management (continued)

#### Market risk (continued)

In order to obtain more precise estimates, the Bank is making efforts to enhance inputs used in the current model which provides adequate estimates under normal market conditions. Also, the Bank is making efforts to improve approaches that take into account extraordinary (stress) changes in the market behavior in the process of risk management.

The Bank performs stress testing procedures on a regular and unplanned basis that enables the Bank to assess stress losses from realization of unlikely extraordinary events on financial instruments' portfolios and open currency positions, i.e. losses that are out of predictive limits of probabilistically statistical methods. The above approach supplements the risk estimate obtained from the VaR methodology and sensitivity analysis. The Bank uses a wide range of historical and hypothetical (user) scenarios within stress testing procedures. Stress testing results are reported to the Bank's management and used for making management decisions.

The Bank sets aggregate exposure limits for each portfolio by class of securities in order to limit risk. Within a portfolio "risk borrowing" is permitted, i.e. changing the volume of open positions under individual financial instruments subject to compliance with the set limit of the aggregate market risk for the portfolio and with credit risk limits by issuer.

The limits are approved by a Decision of the Chairman of Vnesheconombank at the suggestion of the Risk Management Department as agreed with Bank's business units. The set limits are revised on a regular basis.

#### *Interest rate risk*

Interest rate risk arises from the possibility that changes in interest rates will adversely affect the fair values or future cash flows of financial instruments.

The interest rate policy of Group members refers to maintenance of a balanced structure of claims and obligations sensitive to change in interest rates (interest rate position) that provides limitation of possible unfavorable change in net interest income and/or equity of a Group member at an acceptable level.

The procedures of identification, assessment and control of the level of interest rate risk in Group members are formalized through developed internal regulations and rules as well as requirements of national regulators. Group members perform sensitivity analysis of net interest income and equity using different scenarios of market interest rate changes for the purpose of controlling financial losses arising from unfavorable changes in interest rates.

In addition, banks within the Group forecast and control the capital adequacy ratios subject to the effect of the interest rate risk.

Group members use a number of market instruments, including IRSs, to manage its interest rate sensitivity and repricing gaps related to changes in interest rates of assets and liabilities.

(in millions of Russian rubles)

## Translation from the Russian original

### 36. Risk management (continued)

#### Market risk (continued)

In performing the sensitivity analysis of the net interest income and equity the interest rate gap method is used. The interest rate gap method is used to assess changes in the amount of net interest income and equity by using data on mismatch of claims and obligations sensitive to interest rate changes aggregated at given maturity intervals. A combination of negative scenarios that take into account the effect of internal and external risk factors related to the market situation is used as a part of the analysis. Scenarios are prepared either based on hypothetical events that can occur in the future or based on past events – historical stress scenarios.

Sensitivity analysis is performed on a regular and unplanned basis. The basis for an unplanned sensitivity calculation is as follows:

- expected appearance of large or concentrated positions in financial instruments' portfolios or significant changes in their value, which can significantly affect the balance of the interest rate position;
- expectations of significant changes in the market situation as well as socio-political and/or economic events that can have a significant adverse impact on the amount of net interest income/equity.

The Bank uses two approaches in modeling risk factors. The statistical approach is based on the following assumptions:

- the actual structure of volume and maturities of claims and obligations is kept constant in the whole projection horizon;
- changes in the term structure of interest rates occur instantly as of the reporting date and once during the projection horizon.

In addition to the statistical approach to modelling risk factors, the Bank performs the sensitivity analysis by modelling dynamic changes in interest rates and the volume and maturity structure of claims and obligations using a more complex set of assumptions made by the Bank on a case-by-case basis.

The sensitivity of the statement of profit or loss is the estimate of the effect of the assumed changes in interest rates on the net interest income before tax for one year calculated for floating rate financial assets and financial liabilities held at 31 December 2015 and at 31 December 2014, as well as the amount of revaluation of fixed rate trading financial assets and derivative financial instruments. The sensitivity of equity to changes in interest rates is calculated as the amount of revaluation of fixed rate available-for-sale financial assets in case of assumed change in interest rates. The effect of revaluation of financial assets was calculated based on the assumption that there are parallel shifts in the yield curve.

The following table demonstrates the sensitivity of the Group's statement of profit or loss to a reasonably possible change in interest rates by key reference rates, with all other variables held constant.

The sensitivity was calculated for instruments within the Group's portfolio, excluding bonds held within the Bank's portfolio. The interest rate risk for this bond portfolio was calculated using the VaR methodology.

*(in millions of Russian rubles)***Translation from the Russian original****36. Risk management (continued)****Market risk (continued)**

<b>Rate</b>	<b>Increase in %, 2015</b>	<b>Sensitivity of the statement of profit or loss 2015</b>	<b>Sensitivity of equity 2015</b>
3-m LIBOR USD	0.15%	34	(36)
3-m LIBOR EUR	0.0%	-	-
3-m MosPrime	1.00%	(138)	-
KRCBRF	1.00%	2,421	-
YTM 5Y US Treasuries	0.20%	36	(155)
YTM 5Y German <u>Treasuries</u>	0.10%	(1)	-
RGBEY	1.00%	(32)	(219)
YTM Ukrainian sovereign bonds	15.00%	-	(1,663)
Refinancing rate of NB RB	7.50%	624	-
CPI in Russia	3.00%	17	-
Interest curve for KZT	4.00%	545	-

<b>Rate</b>	<b>Increase in %, 2015</b>	<b>Sensitivity of the statement of profit or loss 2015</b>	<b>Sensitivity of equity 2015</b>
3-m LIBOR USD	-0.05%	(11)	71
3-m LIBOR EUR	-0.10%	(17)	-
3-m MosPrime	-3.00%	413	-
KRCBRF	-3.00%	(7,262)	-
YTM 5Y US Treasuries	-0.10%	(18)	78
YTM 5Y German Treasuries	-0.20%	1	-
RGBEY	-2.00%	65	438
YTM Ukrainian sovereign bonds	-2.00%	-	222
Refinancing rate of NB RB	-7.50%	(624)	-
CPI in Russia	-2.00%	(11)	-
Interest curve for KZT	-2.25%	(306)	-

<b>Rate</b>	<b>Increase in %, 2014</b>	<b>Sensitivity of the statement of profit or loss 2014</b>	<b>Sensitivity of equity 2014</b>
3-m LIBOR USD	0.25%	(778)	-
3-m LIBOR EUR	0.05%	10	-
3-m MosPrime	3.00%	98	-
KRCBRF	1.00%	(56)	-
YTM 5Y US Treasuries	0.60%	150	(252)
RGBEY	1.00%	37	(129)
YTM Ukrainian sovereign bonds	30.00%	-	(2,929)
Refinancing rate of the Bank of Russia	1.00%	2,512	-
Refinancing rate of NB RB	7.50%	841	-
CPI in Russia	6.00%	26	-
Interest curve for KZT	4.00%	-	-

*(in millions of Russian rubles)***Translation from the Russian original****36. Risk management (continued)****Market risk (continued)**

Rate	Decrease in %, 2014	Sensitivity of the statement of profit or loss 2014	Sensitivity of equity 2014
3-m LIBOR USD	-0.05%	156	–
3-m LIBOR EUR	-0.08%	(16)	–
3-m MosPrime	-10.00%	(327)	–
KRCBRF	-7.00%	32	–
YTM 5Y US Treasuries	-0.10%	(25)	42
RGBEY	-3.00%	(110)	388
YTM Ukrainian sovereign bonds	-7.00%	–	683
Refinancing rate of the Bank of Russia	-0.25%	(628)	–
Refinancing rate of NB RB	-7.50%	(841)	–
CPI in Russia	-2.00%	(9)	–
Interest curve for KZT	-4.00%	33	–

Below are VaR measures for the bond portfolio of the Bank at 31 December 2015 and at 31 December 2014.

	2015	2014
VaR	3,020	17,259

*Currency risk*

Currency risk is the risk that the fair value of a financial instrument or future cash flows will change due to changes in foreign exchange rates.

Group members calculate on a daily basis open currency positions by assets and liabilities recorded in the statement of financial position, and claims and obligations not recorded in the statement of financial position, which are subject to changes in currency and precious metals rates. Banks of the Group set limits on the cumulative open position as well as limits on open positions in each currency and for precious metals based on the requirements of the national regulator.

The VaR estimate obtained using the historical modelling method with a 99% confidence level and a 1-day projection horizon is used by the Bank as a currency risk estimate. The aggregate currency risk in respect of the Bank's open currency positions is estimated subject to historical correlation of exchange rates of foreign currencies against the Russian ruble.

*(in millions of Russian rubles)***Translation from the Russian original****36. Risk management (continued)****Market risk (continued)**

The table below shows open currency positions of the Bank at 31 December 2015 and 31 December 2014, which include items of the statement of financial position and currency positions in derivative financial instruments by currencies against the Russian ruble (open positions).

<b>Currency</b>	<b>2015</b>	<b>2014</b>
EUR	(25,447)	(2,781)
USD	(6,805)	(37,459)
GBP	1,425	322
HKD	591	217
CZK	538	446
JPY	269	41
SGD	165	7
CHF	(61)	93
HUF	44	37
Other currencies	43	211

Below is the Bank's VaR measure for open currency positions at 31 December 2015 and 31 December 2014:

	<b>2015</b>	<b>2014</b>
VaR	1,334	1,535

*(in millions of Russian rubles)***Translation from the Russian original****36. Risk management (continued)****Market risk (continued)**

The table below shows the sensitivity of open currency positions of the Group (excluding the Bank) at 31 December 2015 and at 31 December 2014. The analysis calculates the effect of a reasonably possible movement of the currency rate against the Russian ruble on the statement of profit or loss (due to the fair value of currency sensitive financial assets and liabilities). All other variables are held constant. A negative amount in the table reflects a potential net reduction in the statement of profit or loss or equity, while a positive amount reflects a net potential increase.

<b>Currency</b>	<b>Change in exchange rate, %, 2015</b>	<b>Sensitivity of the statement of profit or loss, 2015</b>	<b>Change in exchange rate, %, 2014</b>	<b>Sensitivity of the statement of profit or loss, 2014</b>
UAH	37.94%	19,290	20.59%	3,455
	-37.94%	(19,290)	-20.59%	(3,455)
EUR	20.21%	(7,832)	15.37%	(166)
	-20.21%	7,832	-15.37%	166
USD	19.74%	(4,924)	15.82%	(2,686)
	-19.74%	4,924	-15.82%	2,686
KZT	25.09%	(1,132)	–	–
	-25.09%	1,132	–	–
BYR	23.36%	1,125	29.27%	(443)
	-23.36%	(1,125)	-29.27%	443
CZK	20.95%	43	16.70%	548
	-20.95%	(43)	-16.70%	(548)
GBP	19.85%	(23)	15.78%	3
	-19.85%	23	-15.78%	(3)
CHF	23.33%	(5)	17.83%	(1)
	-23.33%	5	-17.83%	1
CNY	19.6%	(1)	15.73%	(1)
	-19.6%	1	-15.73%	1

Operational control over open currency positions is performed by the Directorate for Currency and Financial Transactions. The follow-up monitoring is performed by the Risk Management Department. Results of control over open currency positions are reported to the Bank's management and used for making management decisions.

*Equity price risk*

Equity price risk is the risk of adverse changes in the fair values or future cash flows of a financial instrument as a result of changes in the levels of equity indices and the value of individual equities.

Group members use the VaR methodology and/or portfolio sensitivity analysis to assess the equity price risk.

Below are VaR measures for the equity portfolio of the Bank at 31 December 2015 and at 31 December 2014.

	<b>2015</b>	<b>2014</b>
VaR	18,739	22,219

*(in millions of Russian rubles)***Translation from the Russian original****36. Risk management (continued)****Market risk (continued)**

The effect on profit before tax and equity of other Group members of reasonably possible change in equity indices, with all other variables held constant, is as follows:

<b>Market index</b>	<b>Change in index, %, 2015</b>	<b>Change in equity price, %,  2015</b>	<b>Effect on profit before tax, 2015</b>	<b>Effect on equity, 2015</b>
	20%	18%	5,035	3,971
MICEX index	-20%	-18%	(5035)	(3,971)
Russian Depositary Index USD	30%	21%	0	1,062
	-30%	-21%	(0)	(1,062)

<b>Market index</b>	<b>Change in index, %, 2014</b>	<b>Change in equity price, %,  2014</b>	<b>Effect on profit before tax, 2014</b>	<b>Effect on equity, 2014</b>
	22%	22%	1,345	3,404
MICEX index	-22%	-22%	(1,345)	(3,404)
Russian Depositary Index USD	30%	31%	-	339
	-30%	-31%	-	(339)

Sensitivity analysis for sensitivity of the value of unquoted equity financial instruments to changes in reasonable possible alternative assumptions is presented in Note 37.

*Prepayment risk*

Prepayment risk is the risk that the Group will incur a financial loss because its customers and counterparties repay or request repayment earlier or later than expected. Management believes that the Group's exposure to prepayment risk is insignificant.

(in millions of Russian rubles)

## Translation from the Russian original

### 36. Risk management (continued)

#### Operational risk

Operational risk is the risk of financial losses resulting from using inadequate internal procedures of banking transactions, unintentional or deliberate misconduct (omission to act) of an entity's personnel and third parties, inadequacy and/or failures of technological, IT or other systems applied, or ensuing from the effect of external events.

To limit possible losses from realization of operational risk, the relevant mechanisms and procedures are developed and applied at Vnesheconombank, namely:

- regulation of business processes;
- internal control over compliance with transaction procedures, internal rules and regulations;
- control over compliance with credit limit discipline;
- control over compliance with regulatory requirements, including anti-money laundering and terrorism financing legislation;
- identification of areas of potential conflict of interests and their monitoring;
- segregation of employee functions and duties;
- segregation of rights of access to information and tangible- assets;
- establishment of procedures for decision-making and reporting across all lines of business;
- upgrading business process automation;
- backup of information stored in information systems;
- professional development and improvement of employee incentive system;
- improvement of organization and security of employee labor;
- property and liability insurance.

Work is underway to improve a set of measures aimed to ensure the Group's ability to operate as a going concern or restore its operations in case of emergency caused by full or partial loss (unavailability) of the Group's resources.

The business units of Vnesheconombank and its subsidiaries appointed employees responsible for gathering and providing information on operational risk events. Divisions are established and functioning at Vnesheconombank and its subsidiaries, which organize gathering, systematization and analysis of information on operational risks and losses caused by them, as well as development, implementation and permanent improvement of operational risk management instruments and methods.

A new version of the operational risk management procedure is being prepared for approval, which is based on best world practices, more precisely specifies risk identification and assessment methods, establishes steps to determine operational risk appetite and monitoring level, and regulates management decision-making procedures in the process of operational risk management.

When the internal base of operational risk events is formed, the operational risk level is calculated using the basic indicative approach recommended by the Basel Committee on Banking Supervision and the Bank of Russia and based on the statement of profit or loss data.



*(in millions of Russian rubles)*

### **Translation from the Russian original**

#### **37. Fair value measurement**

The Group determines the policies and procedures for recurring fair value measurement, such as unquoted trading and available-for-sale securities, unquoted derivatives, investment property and for non-recurring measurement, such as assets held for sale. For the purpose of fair value disclosures, the Group has determined classes of assets and liabilities on the basis of the nature, characteristics and risks of the asset or liability and the level of the fair value hierarchy as explained above.

*(in millions of Russian rubles)***Translation from the Russian original****37. Fair value measurement (continued)**

The tables below present an analysis of assets carried at fair value in the financial statements and assets whose fair value is disclosed separately, by level of fair value hierarchy as at 31 December 2015:

Fair value measurement using

	Quoted prices in active markets (Level 1)	Significant observable inputs (Level 2)	Significant unobservable inputs (Level 3)	Total
<b>Assets measured at fair value</b>				
<b>Trading financial assets</b>	<b>8,320</b>	<b>491</b>	–	<b>8,811</b>
- Corporate bonds	–	–	–	–
- Russian Federation bonds (OFZ)	617	–	–	617
- Eurobonds issued by the Russian Federation	422	–	–	422
- Eurobonds of Russian and foreign issuers	443	–	–	443
- Equity securities	6,838	–	–	6,838
- Other debt financial assets	–	491	–	491
<b>Derivative financial instruments</b>	<b>–</b>	<b>2,703</b>	<b>–</b>	<b>2,703</b>
- Foreign exchange contracts: foreign	–	75	–	75
- Foreign exchange contracts: domestic	–	1	–	1
- Forward contracts: debt securities	–	3	–	3
- Forward contracts: equity securities	–	346	–	346
- Option contracts with foreign currency	–	2,278	–	2,278
<b>Financial assets designated as at fair value through profit or loss</b>	<b>–</b>	<b>–</b>	<b>41,057</b>	<b>41,057</b>
<b>Trading financial assets pledged under repurchase agreements</b>	<b>4,385</b>	<b>–</b>	<b>–</b>	<b>4,385</b>
- Russian Federation bonds (OFZ)	3,977	–	–	3,977
- Corporate bonds	408	–	–	408
<b>Investment financial assets available for sale</b>	<b>280,996</b>	<b>68,039</b>	<b>41,809</b>	<b>390,844</b>
- Corporate bonds	33,401	19,238	–	52,639
- Debt instruments issued by foreign government bodies	2,558	19,899	–	22,457
- Promissory notes	–	–	–	–
- Russian Federation bonds (OFZ)	14,217	20,846	–	35,063
- Municipal and sub-federal bonds	4,617	187	–	4,804
- Eurobonds of Russian and foreign issuers	31,040	1,523	–	32,563
- Eurobonds issued by the Russian Federation	4,426	4,375	–	8,801
- Equity securities	190,737	1,971	9,864	202,572
- Other financial assets available for sale	–	–	31,945	31,945
<b>Investment financial assets available for sale pledged under repurchase agreements</b>	<b>10,884</b>	<b>52,012</b>	<b>–</b>	<b>62,896</b>
- Corporate bonds	5,224	50,216	–	55,440
- Eurobonds issued by the Russian Federation	1,054	–	–	1,054
- Eurobonds of Russian and foreign issuers	80	1,796	–	1,876
- Russian Federation bonds (OFZ)	4,525	–	–	4,525
- Equity securities	1	–	–	1
<b>Investment property (classified as other assets)</b>	<b>–</b>	<b>–</b>	<b>8,416</b>	<b>8,416</b>
<b>Assets for which fair values are disclosed</b>				
<b>Cash and cash equivalents</b>	<b>–</b>	<b>400,485</b>	<b>–</b>	<b>400,485</b>
<b>Amounts due from banks, including pledged under repurchase agreements</b>	<b>–</b>	<b>–</b>	<b>53,876</b>	<b>53,876</b>
<b>Investment financial assets held to maturity</b>	<b>17,965</b>	<b>9,311</b>	<b>363</b>	<b>27,639</b>
<b>Investment financial assets held to maturity pledged under repurchase agreements</b>	<b>4,607</b>	<b>4,994</b>	<b>–</b>	<b>9,601</b>
<b>Subordinated loans to banks</b>	<b>–</b>	<b>–</b>	<b>54,436</b>	<b>54,436</b>
<b>Loans to customers, including pledged under repurchase agreements</b>	<b>691</b>	<b>34,458</b>	<b>2,507,338</b>	<b>2,542,487</b>
<b>Net investment in leases</b>	<b>–</b>	<b>–</b>	<b>301,742</b>	<b>301,742</b>
<b>M.J. Total</b>	<b>327,848</b>	<b>572,493</b>	<b>3,009,037</b>	<b>3,909,378</b>

*(in millions of Russian rubles)***Translation from the Russian original****37. Fair value measurement (continued)**

The tables below present an analysis of liabilities carried at fair value in the financial statements and liabilities whose fair value is disclosed separately, by level of fair value hierarchy at 31 December 2015:

	Fair value measurement using			Total
	Quoted prices in active markets (Level 1)	Significant observable inputs (Level 2)	Significant unobservable inputs (Level 3)	
<b><i>Liabilities measured at fair value</i></b>				
<b>Derivative financial liabilities</b>				
- Foreign exchange contracts: foreign	–	2,834	–	2,834
- Foreign exchange contracts: domestic	–	6	–	6
- Interest rate swaps: foreign	–	1	–	1
- Interest rate swaps: domestic	–	475	–	475
- Cross-currency interest rate swap	–	2,352	–	2,352
<b><i>Liabilities for which fair values are disclosed</i></b>				
Amounts due to banks	–	–	1,012,759	1,012,759
Amounts due to the Russian Government and the Bank of Russia	–	–	700,121	700,121
Amounts due to customers	–	–	646,274	646,274
Debt securities issued	440,364	606,914	102,304	1,149,582
Subordinated deposits	–	–	102,128	102,128
	<b>440,364</b>	<b>609,748</b>	<b>2,563,586</b>	<b>3,613,698</b>

*(in millions of Russian rubles)***Translation from the Russian original****37. Fair value measurement (continued)**

The following table shows an analysis of financial instruments carried at fair value by level of fair value hierarchy as at 31 December 2014.

	Fair value measurement using			Total
	Quoted prices in active markets (Level 1)	Significant observable inputs (Level 2)	Significant unobservable inputs (Level 3)	
<b>Assets measured at fair value</b>				
<b>Trading financial assets</b>	<b>11,954</b>	<b>80</b>	<b>–</b>	<b>12,034</b>
- Corporate bonds	3,942	80	–	4,022
- Russian Federation bonds (OFZ)	88	–	–	88
- Eurobonds issued by the Russian Federation	347	–	–	347
- Eurobonds of Russian and foreign issuers	706	–	–	706
- Equity securities	6,245	–	–	6,245
- Other debt financial assets	626	–	–	626
<b>Derivative financial instruments</b>	<b>–</b>	<b>11,220</b>	<b>–</b>	<b>11,220</b>
- Foreign exchange contracts: foreign	–	14	–	14
- Foreign exchange contracts: domestic	–	329	–	329
- Forward contracts: debt securities	–	58	–	58
- Forward contracts: equity securities	–	253	–	253
- Cross-currency interest rate swap	–	6,540	–	6,540
- Option contracts with securities	–	3,293	–	3,293
- Option contracts with foreign currency	–	733	–	733
<b>Financial assets designated as at fair value through profit or loss</b>	<b>2,767</b>	<b>–</b>	<b>18,325</b>	<b>21,092</b>
<b>Trading financial assets pledged under repurchase agreements</b>	<b>451</b>	<b>–</b>	<b>–</b>	<b>451</b>
<b>Investment financial assets available for sale</b>	<b>241,070</b>	<b>79,962</b>	<b>47,685</b>	<b>368,717</b>
- Corporate bonds	25,731	41,280	–	67,011
- Debt instruments issued by foreign government bodies	3,103	17,546	–	20,649
- Promissory notes	–	8,764	2	8,766
- Russian Federation bonds (OFZ)	2,067	–	–	2,067
- Municipal and sub-federal bonds, bonds of the Bank of Russia	1,872	–	–	1,872
- Eurobonds of Russian and foreign issuers	27,972	7,207	–	35,179
- Eurobonds issued by the Russian Federation	11,904	3,283	–	15,187
- Equity securities	168,421	1,882	11,509	181,812
- Other financial assets available for sale	–	–	36,174	36,174
<b>Investment financial assets available for sale pledged under repurchase agreements</b>	<b>24,807</b>	<b>34,717</b>	<b>–</b>	<b>59,524</b>
- Corporate bonds	12,201	34,717	–	46,918
- Eurobonds issued by the Russian Federation	10,198	–	–	10,198
- Eurobonds of Russian and foreign issuers	1,555	–	–	1,555
- Russian Federation bonds (OFZ)	501	–	–	501
- Equity securities	255	–	–	255
- Municipal and sub-federal bonds, bonds of the Bank of Russia	97	–	–	97
<b>Investment property (classified as other assets)</b>	<b>–</b>	<b>–</b>	<b>8,309</b>	<b>8,309</b>
<b>Assets for which fair values are disclosed</b>				
<b>Cash and cash equivalents</b>	<b>–</b>	<b>325,927</b>	<b>–</b>	<b>325,927</b>
<b>Amounts due from banks, including pledged under repurchase agreements</b>	<b>–</b>	<b>–</b>	<b>166,678</b>	<b>166,678</b>
<b>Investment financial assets held to maturity</b>	<b>9,410</b>	<b>9,665</b>	<b>106</b>	<b>19,181</b>
<b>Investment financial assets held to maturity pledged under repurchase agreements</b>	<b>16,038</b>	<b>13,172</b>	<b>–</b>	<b>29,210</b>
<b>Loans to customers including pledged under repurchase agreements</b>	<b>–</b>	<b>33,201</b>	<b>2,151,719</b>	<b>2,184,920</b>
<b>Subordinated loans to banks</b>	<b>–</b>	<b>–</b>	<b>12,521</b>	<b>12,521</b>
<b>Net investment in leases</b>	<b>–</b>	<b>–</b>	<b>346,391</b>	<b>346,391</b>
	<b>306,497</b>	<b>507,944</b>	<b>2,751,734</b>	<b>3,566,175</b>

*(in millions of Russian rubles)***Translation from the Russian original****37. Fair value measurement (continued)**

The tables below present an analysis of liabilities carried at fair value in the financial statements and liabilities whose fair value is disclosed separately, by level of fair value hierarchy as at 31 December 2014:

	Fair value measurement using			Total
	Quoted prices in active markets (Level 1)	Significant observable inputs (Level 2)	Significant unobservable inputs (Level 3)	
<b>Liabilities measured at fair value</b>				
<b>Derivative financial liabilities</b>	–	<b>2,670</b>	–	<b>2,670</b>
- Foreign exchange contracts: foreign	–	–	–	–
- Foreign exchange contracts: domestic	–	195	–	<b>195</b>
- Forward contracts: equity securities	–	21	–	<b>21</b>
- Interest rate swaps: foreign	–	596	–	<b>596</b>
- Interest rate swaps: domestic	–	5	–	<b>5</b>
- Cross-currency interest rate swap	–	1,853	–	<b>1,853</b>
<b>Liabilities for which fair values are disclosed</b>				
Amounts due to banks	–	–	962,649	<b>962,649</b>
Amounts due to the Russian Government and the Bank of Russia	–	–	559,380	<b>559,380</b>
Amounts due to customers	–	34,145	475,555	<b>509,700</b>
Debt securities issued	648,268	165,790	25,834	<b>839,892</b>
Subordinated deposits	–	–	303,015	<b>303,015</b>
	<b>648,268</b>	<b>202,605</b>	<b>2,326,433</b>	<b>3,177,306</b>

*(in millions of Russian rubles)***Translation from the Russian original****37. Fair value measurement (continued)***Financial instruments not recorded at fair value in the statement of financial position*

Set out below is a comparison, by class, of the carrying values and fair values of the Group's financial instruments that are not recorded at fair value in the consolidated statement of financial position. The table does not include the fair values of non-financial assets and non-financial liabilities.

	Carrying value 2015	Fair value 2015	Unrecognize d gain/(loss) 2015	Carrying value 2014	Fair value 2014	Unrecognize d gain/(loss) 2014
<b>Financial assets</b>						
Cash and cash equivalents	400,485	400,485	–	325,927	325,927	–
Amounts due from banks	53,481	53,593	112	165,045	164,930	(115)
Loans to customers	2,580,297	2,541,589	(38,708)	2,251,203	2,174,325	(76,878)
Net investment in leases	343,060	301,742	(41,318)	380,763	346,391	(34,372)
Investment financial assets held to maturity	27,546	27,639	93	21,447	19,181	(2,266)
Financial assets lent and pledged under repurchase agreements	10,729	10,783	54	43,706	41,553	(2,153)
Subordinated loans to banks	50,419	54,436	4,017	13,253	12,521	(732)
<b>Financial liabilities</b>						
Amounts due to banks	1,019,417	1,012,759	6,658	1,010,540	962,649	47,891
Amounts due to the Russian Government and the Bank of Russia	706,392	700,121	6,271	559,278	559,380	(102)
Amounts due to customers	642,316	646,274	(3,958)	508,728	509,700	(972)
Debt securities issued	1,179,895	1,149,582	30,313	983,145	839,892	143,253
Subordinated deposits	102,128	102,128	–	303,015	303,015	–
<b>Total unrecognized change in unrealized fair value</b>			<b>(36,466)</b>			<b>73,554</b>

(in millions of Russian rubles)

## Translation from the Russian original

### 37. Fair value measurement (continued)

#### Valuation methodologies and assumptions

The following describes the methodologies and assumptions used to determine fair values for those financial instruments which are not recorded at fair value in these financial statements.

##### *Assets for which fair value approximates carrying value*

For financial assets and financial liabilities that are liquid or have a short-term maturity (less than three months) it is assumed that their carrying value approximates their fair value. This assumption also applies to demand deposits and assets without a specific maturity.

##### *Financial assets and financial liabilities carried at amortized cost*

Fair value of the quoted bonds is based on price quotations at the reporting date. The fair value of unquoted instruments, loans to customers, customer deposits, amounts due from banks and amounts due to the CBR and banks and other financial assets and liabilities, obligations under finance leases is estimated by discounting future cash flows using rates determined using internal methodology which allows to include the effect of change in credit risk and risk-free rate since the initial recognition of the loan.

The fair value of floating interest rate instruments is generally their carrying amount. Interest rates on loans to customers and amounts due from banks bearing a fixed interest rate may be revised in case of material changes in the market situation. Consequently, interest rates on loans issued shortly before the reporting date do not differ materially from interest rates applicable to new instruments with similar credit risk and maturity. If the Group determines that interest rates on previously issued loans differ materially from those applicable to similar instruments at the reporting date, the Group estimates the fair value of these loans. Such estimates are based on the discounted cash flow method using discount rates which are determined from the current yield on government bonds with similar maturity, and credit spreads.

#### Assets and liabilities recorded at fair value

##### *Derivatives*

Derivatives valued using a valuation technique with significant observable inputs are primarily interest rate swaps, currency swaps and forward foreign exchange contracts. The most frequently applied valuation techniques include forward pricing and swap pricing models using present value calculations. The models incorporate various inputs including the credit quality of counterparties, foreign exchange spot and forward rates and interest rate curves.

Derivative instruments valued using a valuation technique with significant non-market observable inputs are primarily long-term option contracts. Such derivative products are valued using models, which imply the exercise of options in the shortest possible period of time.

##### *Trading securities and available-for-sale investment securities*

Trading securities and investment securities available for sale valued using a valuation technique or pricing models primarily consist of unquoted equity and debt securities. Such assets are valued using valuation models which incorporate either only observable data or both observable and non-observable data. The non-observable inputs include assumptions regarding the future financial performance of the investee, its risk profile, and economic assumptions regarding the industry and geographical jurisdiction in which the investee operates.

*(in millions of Russian rubles)***Translation from the Russian original****37. Fair value measurement (continued)****Assets and liabilities carried at fair value (continued)***Movements in Level 3 assets and liabilities measured at fair value*

The following table shows a reconciliation of the opening and closing amount of Level 3 assets and liabilities which are recorded at fair value:

	At 1 January 2015	Gains/(losse s) recorded in the statement of profit or loss	Gains/(losse s) recorded in other comprehensi ve income	Disposals	Additions	Transfers to Level 1	Other changes	At 31 December 2015
<b>Assets</b>								
Financial assets designated as at fair value through profit or loss	18,325	(670)	–	–	23,512	–	(110)	41,057
Investment financial assets available for sale	47,685	(1,002)	(513)	(3,362)	137	(1,136)	–	41,809
Investment property (classified as other assets)	8,309	–	–	(158)	643	–	(378)	8,416
<b>Total Level 3 assets</b>	<b>74,319</b>	<b>(1,672)</b>	<b>(513)</b>	<b>(3,520)</b>	<b>24,292</b>	<b>(1,136)</b>	<b>(488)</b>	<b>91,282</b>

Unrealized losses on financial assets designated as at fair value through profit or loss in the amount of RUB 670 million are recognized in the consolidated statement of profit or loss as gains less losses/(losses less gains) from financial instruments at fair value through profit or loss.

Gains on investment financial assets available for sale in the amount of RUB 3,250 million are recognized in the consolidated statement of profit or loss as interest income.

Losses on investment financial assets available for sale in the amount of RUB 4,252 million are recognized in the consolidated statement of profit or loss as gains less losses from investment financial assets available for sale.

Unrealized revaluation of investment financial assets available for sale in the amount of RUB 513 million are recognized in the consolidated statement of comprehensive income as change in unrealized gains/(losses) on investment financial assets available for sale, including reclassification of such gains/(losses) to profit or loss due to impairment and/or disposals.

In 2015, financial assets representing a contribution to the Russian Bank Capitalization Fund with a fair value of RUB 1,136 million were reclassified to Level 1 of the fair value hierarchy because the shares into which these funds are invested started to be actively traded on the open market and their fair value was determined on the basis of market quotations.



*(in millions of Russian rubles)***Translation from the Russian original****37. Fair value measurement (continued)****Assets and liabilities carried at fair value (continued)**

	At 1 January 2014	Gains/(losses) recorded in the statement of profit or loss	Gains/(losses) recorded in other comprehensive income	Disposals	Additions	Transfers from Level 1 and Level 2	At 31 December 2014
<b>Assets</b>							
Financial assets designated as at fair value through profit or loss	11,521	2,408	–	(2,983)	3,203	4,176	18,325
Investment financial assets available for sale	51,190	205	(5,891)	(80)	2,261	–	47,685
Investment property (classified as other assets)	7,551	262	–	(205)	197	504	8,309
<b>Total Level 3 assets</b>	<b>70,262</b>	<b>2,875</b>	<b>(5,891)</b>	<b>(3,268)</b>	<b>5,661</b>	<b>4,680</b>	<b>74,319</b>

During the year ended 31 December 2014, the Group transferred certain financial instruments from Level 1 to Level 3 of the fair value hierarchy. The total amount of assets transferred was RUB 4,176 million. The reason for the transfers from Level 1 to Level 3 is that the market for these securities has become inactive, which has led to a change in the method used to determine fair value. Prior to the transfer, the fair value of the financial instruments was determined using observable market transactions. Since the transfer, these financial instruments have been valued using valuation models incorporating significant non-market observable inputs.

Transfers between levels of the fair value hierarchy are considered performed at the end of the reporting period.

*Transfers between Level 1 and Level 2*

The following table shows transfers between Level 1 and Level 2 of the fair value hierarchy for financial assets and liabilities, which are recorded at fair value, during the reporting period:

	<b>Transfers from Level 2 to Level 1</b>	
	<b>2015</b>	<b>2014</b>
<b>Financial assets</b>		
Investment financial assets available for sale	14,110	253
	<b>Transfers from Level 1 to Level 2</b>	
	<b>2015</b>	<b>2014</b>
<b>Financial assets</b>		
Investment financial assets available for sale	2,212	19,127

*(in millions of Russian rubles)***Translation from the Russian original****37. Fair value measurement (continued)****Assets and liabilities carried at fair value (continued)**

In 2015 and 2014, the above financial assets were transferred from Level 2 to Level 1, as they became actively traded during the reporting year.

In 2015 and 2014, the above financial assets were transferred from Level 1 to Level 2, as they ceased to be actively traded during the year and their fair values were consequently obtained through valuation techniques using observable market inputs.

Gains or losses on Level 3 instruments included in profit or loss for the reporting period were as follows:

	2015			2014		
	Realized gains/ (losses)	Unrealized gains/ (losses)	Total gains/ (losses)	Realized gains/ (losses)	Unrealized gains/ (losses)	Total gains/ (losses)
Gains/(losses) recorded in the statement of profit or loss	3,045	(4,717)	(1,672)	292	2,583	2,875

*Significant unobservable inputs and sensitivity of Level 3 instruments measured at fair value to changes in key assumptions*

*(in millions of Russian rubles)***Translation from the Russian original****37. Fair value measurement (continued)****Assets and liabilities carried at fair value (continued)**

The following table shows the quantitative information about significant unobservable inputs used in the fair value measurement categorized within Level 3 of the fair value hierarchy:

31 December 2015	Carrying value	Valuation technique	Unobservable input	Range (weighted average)
<b>Financial assets designated as at fair value through profit or loss</b>				
Group 1 of financial assets	27,789	Other valuation techniques	Not applicable	Not applicable
Group 2 of financial assets	13,268	Discounted cash flows	WACC Terminal period growth	12.75% - 16.46% 1.00% - 3.00%
<b>Investment financial assets available for sale</b>				
Group 3 of equity securities	4,204	Other valuation techniques	Not applicable	Not applicable
Group 4 of other financial assets available for sale	31,945	Multiplier	Fair value / Net assets	0.56
Group 5 of equity securities	2,953	Discounted cash flows	WACC Terminal period growth	11.69%-14.33% 2.00%-4.00%
Group 6 of equity securities	2,707	Weighted average multiplier	EV/PAX (PAX) EV/EBITDA EV/Sales	0.008 11.303 3.729
<b>Investment property (classified as other assets)</b>				
Group 7 of investment property	2,525	Other valuation techniques	Not applicable	Not applicable
Group 8 of investment property	1,275	Discounted cash flows	Cost of 1 sqm	RUB 342 thousand - RUB 418 thousand
Group 9 of investment property	1,777	Discounted cash flows	Discount rate	18%
Group 10 of investment property	2,839	Sales comparison method	Discount Cost of 1 sqm	8.0%-12.8% RUB 8.04 thousand - RUB 22.21 thousand

*(in millions of Russian rubles)***Translation from the Russian original****37. Fair value measurement (continued)****Assets and liabilities carried at fair value (continued)**

<b>31 December 2014</b>	<b>Carrying value</b>	<b>Valuation technique</b>	<b>Unobservable input</b>	<b>Range (weighted average)</b>
<b>Financial assets designated as at fair value through profit or loss</b>				
Group 1 of financial assets	10,149	Other valuation techniques	Not applicable	Not applicable
Group 2 of financial assets	8,176	Discounted cash flows	WACC Terminal period growth	11.26%-15.30% 2.30%-3.00%
<b>Investment financial assets available for sale</b>				
Group 3 of promissory notes	2	Other valuation techniques	Not applicable	Not applicable
Group 4 of equity securities	3,581	Other valuation techniques	Not applicable	Not applicable
Group 5 of other financial assets available for sale	36,174	Multiplier	Fair value / Net assets	0.867
Group 6 of equity securities	5,221	Discounted cash flows	WACC Terminal period growth	11.78%-21.01% 2%-3%
Group 7 of equity securities	2,707	Weighted average multiplier	Discount for non-controlling interest Assets growth rate EV/PAX EV/EBITDA EV/Sales	10%-15% 6.06% 0.007 11.740 3.646
<b>Investment property (classified as other assets)</b>				
Group 8 of investment property	3,150	Other valuation techniques	Not applicable	Not applicable
Group 9 of investment property	3,155	Discounted cash flows	Discount rate	11.95%-19.6%
Group 10 of investment property	1,662	Discounted cash flows	Discount rate	18%
Group 11 of investment property	342	Comparative sales method	Discount	7.3%

*(in millions of Russian rubles)***Translation from the Russian original****37. Fair value measurement (continued)****Assets and liabilities carried at fair value (continued)**

In order to determine reasonably possible alternative assumptions, the Group adjusted the above key unobservable model inputs as follows:

- For one financial instrument in Group 1 of financial assets designated as at fair value through profit or loss the Group adjusted the value of the underlying asset comprising units of the closed-end mutual fund by decreasing it by 3%;
- For the financial instrument in Group 2 of financial assets the Group adjusted the weighted average cost of capital and the terminal growth rate used for discounting expected cash flows by 0.5%;
- For the financial asset in Group 4 designated as other financial assets available for sale the Group adjusted the value of the multiplier Fair value / Net assets used for determining the fair value of investments by 2%;
- For financial instruments in Group 5 of financial assets the Group adjusted the weighted average cost of capital and the terminal growth rate used for discounting expected cash flows by 0.5%;
- For the financial asset in Group 6 classified as investment financial assets available for sale the Group adjusted the weighted average value of multipliers by increasing and decreasing the values by 2%;
- For the asset in Group 8 classified as investment property the Group adjusted the cost of land/ real estate used for discounting expected cash flows by 5%;
- For the asset in Group 9 classified as investment property the Group adjusted the discount rate used for discounting expected cash flows by 1%;
- For the asset in Group 10 classified as investment property the Group adjusted the cost of land/ real estate used for discounting expected cash flows by 5% and the discount (minimum by 2%/ maximum by 5%).

To determine the impact of possible alternative assumptions relating to investment financial assets available for sale, the Group took a prudent approach and adjusted key unobservable inputs at the lower interval boundary of possible assumptions. If the upper interval boundary of possible assumptions were applied, their positive impact would amount to RUB 811 million (for the year ended 31 December 2014: RUB 1,188 million).

The following table shows the impact on the fair value of Level 3 instruments of using reasonably possible alternative assumptions:

	<b>31 December 2015</b>	
	<b>Carrying value</b>	<b>Effect of reasonably possible alternative assumptions</b>
<b>Assets</b>		
Derivative financial instruments		
Financial assets designated as at fair value through profit or loss	41,057	(139)
Investment financial assets available for sale	41,809	(760)
Investment property (classified as other assets)	8,416	(651)

*(in millions of Russian rubles)***Translation from the Russian original****37. Fair value measurement (continued)****Assets and liabilities carried at fair value (continued)**

	31 December 2014	
	Carrying value	Effect of reasonably possible alternative assumptions
<b>Assets</b>		
Derivative financial instruments		
Financial assets designated as at fair value through profit or loss	18,325	(42)
Investment financial assets available for sale	47,685	(1,108)
Investment property (classified as other assets)	8,309	(258)

**38. Transferred financial assets and assets held or pledged as collateral***Transferred financial assets that are not derecognized in their entirety*

The following table provides a summary of financial assets which have been transferred in such a way that part or all of the transferred financial assets do not qualify for derecognition:

	Transferred financial asset	Trading financial assets		Financial assets available for sale			Investment financial assets held to maturity		Loans to customers	Amounts due from banks	Total
		Govern-ment debt securities	Other debt securities	Govern-ment debt securities	Other debt securities	Equity securities	Govern-ment debt securities	Other debt securities			
		2015	2015	2015	2015	2015	2015	2015			
Carrying value of assets	Repurchase agreements	3,977	408	5,579	57,316	1	797	8,766	897	280	78,021
Total		3,977	408	5,579	57,316	1	797	8,766	897	280	78,021
		4,021	388	4,573	50,248	–		4,856	–	–	64,086
Carrying value of associated liabilities	Repurchase agreements with the Bank of Russia	–	–	–	81	1	–	–	–	–	82
	Repurchase agreements with customers	–	–	961	3,061	1	652	3,048	616	241	8,580
	Repurchase agreements with credit institutions	–	–	–	–	–	–	–	–	–	–
Total		4,021	388	5,534	53,390	2	652	7,904	616	241	72,748

*(in millions of Russian rubles)***Translation from the Russian original****38. Transferred financial assets and assets held or pledged as collateral (continued)**

	Transferred financial asset	Trading financial assets		Financial assets available for sale			Investment financial assets held to maturity		Loans to custo- mers	Amounts due from banks	Total
		Other debt securities		Government debt securities	Other debt securities	Equity securities	Government debt securities	Other debt securities			
		2014		2014	2014	2014	2014	2014			
Carrying value of assets	Repurchase agreements	451	10,796	48,473	255	438	30,390	11,227	1,845	<b>103,861</b>	
<b>Total</b>		<b>451</b>	<b>10,796</b>	<b>48,473</b>	<b>255</b>	<b>438</b>	<b>30,390</b>	<b>11,227</b>	<b>1,845</b>	<b>103,861</b>	
		411	10,848	44,264	–	383	25,812	8,971	1,670	<b>92,351</b>	
Carrying value of associated liabilities	Repurchase agreements with the Bank of Russia	–	–	367	269	–	–	–	–	<b>636</b>	
	Repurchase agreements with customers	–	–	–	–	–	–	–	–	–	
<b>Total</b>		<b>411</b>	<b>10,848</b>	<b>44,631</b>	<b>269</b>	<b>383</b>	<b>25,812</b>	<b>8,971</b>	<b>1,670</b>	<b>92,991</b>	

*Repurchase agreements*

The securities sold under repurchase agreements are transferred to a third party while the Group receives cash or other financial assets in exchange. If the securities increase or decrease in value, the Group may, in certain circumstances, require, or be required, to pay additional cash collateral. The Group has determined that it retains substantially all the risks and rewards of these securities, which include credit risk, market risk, country risk and operational risk, and therefore has not derecognized them. In addition, it recognizes a financial liability for cash received.

Similarly, the Group may sell or re-pledge securities borrowed or purchased under reverse repurchase agreements, but has an obligation to return the securities and the counterparty retains substantially all the risks and rewards of ownership. Consequently, the securities are not recognized by the Group, which instead records a separate asset for any possible cash collateral given.

Under the contracts, the counterparty is allowed to sell or repledge the securities sold under repurchase agreements in the absence of default by the Group, but has an obligation to return the securities at the maturity of the contract.

(in millions of Russian rubles)

### Translation from the Russian original

## 38. Transferred financial assets and assets held or pledged as collateral (continued)

### Assets provided as collateral

The Group provides assets that are on its statement of financial position as collateral in various day-to-day transactions that are conducted under the usual terms and conditions applying to such transactions. The Group provided securities as collateral under repurchase agreements in the amount of RUB 78,021 million (31 December 2014: RUB 103,869 million) – Section “Transferred financial assets that are not derecognized in their entirety”.

### Assets pledged

The Group pledges assets that are on its statement of financial position in various day-to-day transactions that are conducted under the usual terms and conditions applying to such agreements. The Group pledged securities with a fair value of RUB 1,054 million (31 December 2014: RUB 9,709 million) for interbank loans of RUB 843 million (31 December 2014: RUB 8,230 million). In addition, the Group pledged receivables from loans to customers and amounts due from banks of RUB 434,911 million (31 December 2014: RUB 18,687 million) and RUB 1,573 million (31 December 2014: RUB 29,466 million), respectively, for amounts due to the Bank of Russia equal to RUB 295,409 million (31 December 2014: RUB 37,416 million).

### Assets held as collateral

The Group holds certain assets as collateral which it is permitted to sell or repledge in the absence of default by the owner of the collateral, under the usual terms and conditions applying to such agreements. The Group received securities as collateral in reverse repurchase agreements with banks up to 90 days with a fair value of RUB 24,812 million (31 December 2014: RUB 11,214 million). In addition, the Group received securities as collateral in reverse repurchase agreements with customers with a fair value of RUB 42,251 million (31 December 2014: RUB 40,391 million).

As at 31 December 2015, of these, securities with a fair value of RUB 53 million (31 December 2014: RUB 4,117 million) have been sold under repurchase agreements with the Bank of Russia.

As at 31 December 2015, securities with a fair value of RUB 80 million have been sold under repurchase agreements with customers (31 December 2014: RUB 655 million).

In addition, the Group holds RUB 196 million included in amounts due to banks (31 December 2014: RUB 173 million) (Note 26), RUB 3,683 million included in amounts due to customers (31 December 2014: RUB 5,940 million) (Note 27) and RUB 859 million of promissory notes issued by the Group (31 December 2014: RUB 1,092 million) (Note 28) as collateral for letters of credit and issued guarantees. The Group is obliged to return the collateral at maturity of the letters of credit and guarantees.



*(in millions of Russian rubles)***Translation from the Russian original****39. Offsetting of financial instruments**

The tables below show financial assets offset against financial liabilities in the statement of financial position, as well as the effect of enforceable master netting agreements and similar arrangements (ISDA, RISDA, etc.) that do not result in an offset in the statement of financial position:

<b>2015</b>	<b>Gross amount of recognized financial instruments</b>	<b>Gross amount of recognized financial instruments set off in the statement of financial position</b>	<b>Net amount of financial instruments presented in the statement of financial position</b>	<b>Related amounts not set off in the statement of financial position</b>	<b>Financial instruments</b>	<b>Net amount</b>
<b>Financial assets</b>						
Cash and cash equivalents (reverse repurchase agreements)	20,988	-	20,988	(20,988)		-
Loans to customers (reverse repurchase agreements)	46,046	-	46,046	(46,046)		-
Other assets (spot transactions)	145	-	145	(29)		116
<b>Total</b>	<b>67,179</b>	<b>-</b>	<b>67,179</b>	<b>(67,063)</b>		<b>116</b>
<b>Financial liabilities</b>						
Amounts due to the Russian Government and the Bank of Russia (repurchase agreements)	64,134	-	64,134	(64,134)		-
Amounts due to banks (repurchase agreements)	8,580	-	8,580	(8,580)		-
Amounts due to customers (repurchase agreements)	82	-	82	(82)		-
Other liabilities (spot transactions)	98	-	98	(29)		69
<b>Total</b>	<b>72,894</b>	<b>-</b>	<b>72,894</b>	<b>(72,825)</b>		<b>69</b>

*(in millions of Russian rubles)***Translation from the Russian original****39. Offsetting of financial instruments (continued)**

<b>2014</b>	<b>Gross amount of recognized financial instruments</b>	<b>Gross amount of recognized financial instruments set off in the statement of financial position</b>	<b>Net amount of financial instruments presented in the statement of financial position</b>	<b>Related amounts not set off in the statement of financial position</b>	<b>Financial instruments</b>	<b>Net amount</b>
<b>Financial assets</b>						
Cash and cash equivalents (reverse repurchase agreements)	8,798	–	8,798	(8,798)		–
Loans to customers (reverse repurchase agreements)	40,756	–	40,756	(40,756)		–
Other assets (spot transactions)	551	–	551	(416)		<b>135</b>
<b>Total</b>	<b>50,105</b>	<b>–</b>	<b>50,105</b>	<b>(49,970)</b>		<b>135</b>
<b>Financial liabilities</b>						
Amounts due to the Russian Government and the Bank of Russia (repurchase agreements)	96,182	–	96,182	(96,182)		–
Amounts due to customers (repurchase agreements)	636	–	636	(636)		–
Other liabilities (spot transactions)	612	–	612	(416)		<b>196</b>
<b>Total</b>	<b>97,430</b>	<b>–</b>	<b>97,430</b>	<b>(97,234)</b>		<b>196</b>

There are no offset financial instruments in the statement of financial position as at 31 December 2015 and 31 December 2014.

*(in millions of Russian rubles)***Translation from the Russian original****40. Related party transactions**

In accordance with IAS 24 Related Party Disclosures, parties are considered to be related if one party has the ability to control or jointly control the other party or exercise significant influence over the other party in making financial or operational decisions. In considering each possible related party relationship, attention is directed to the substance of the relationship, and not merely the legal form.

Related parties may enter into transactions which unrelated parties might not, and transactions between related parties may not be effected on the same terms, conditions and amounts as transactions between unrelated parties.

Related parties include the state, key management of the Group, associates and jointly controlled entities. Since Vnesheconombank is a state corporation, all state-controlled entities or entities on which the state has a significant influence (collectively – state-related entities) are considered to be related parties of the Group.

*Transactions with associates, jointly controlled entities and key management personnel*

The volumes of transactions with associates, jointly controlled entities and key management personnel, outstanding balances at the year end, and related expense and income for the year are as follows:

	At 31 December 2015			At 31 December 2014		
	Associates	Jointly controlled entities	Key management personnel	Associates	Jointly controlled entities	Key management personnel
<b>Loans to customers at 1 January</b>	<b>198,153</b>	<b>10,846</b>	<b>100</b>	<b>154,587</b>	<b>10,844</b>	<b>93</b>
Loans granted during the year	2,058	1,405	30	3,117	923	65
Loans repaid during the year	(606)	–	(59)	(2,478)	–	(46)
Proceeds related to changes in the Group	–	–	–	(407)	(4,614)	–
Other changes	36,407	1,963	3	47,753	4,804	(8)
Hyperinflation effect	–	–	–	(2)	–	(4)
<b>Loans to customers at 31 December</b>	<b>236,012</b>	<b>14,214</b>	<b>74</b>	<b>202,570</b>	<b>11,957</b>	<b>100</b>
Less allowance for impairment	(119,810)	(7,313)	(1)	(108,521)	(1,112)	-
<b>Loans to customers at 31 December, net</b>	<b>116,202</b>	<b>6,901</b>	<b>73</b>	<b>94,049</b>	<b>10,845</b>	<b>100</b>

*(in millions of Russian rubles)***Translation from the Russian original****40. Related party transactions (continued)***Transactions with associates, jointly controlled entities and key management personnel (continued)*

	<b>2015</b>	<b>2014</b>		<b>2015</b>	<b>2014</b>	
	<b>Associates</b>	<b>Jointly controlled entities</b>	<b>Key management personnel</b>	<b>Associates</b>	<b>Jointly controlled entities</b>	<b>Key management personnel</b>
<b>Current accounts</b>	<b>556</b>	–	<b>95</b>	<b>1,352</b>	–	<b>53</b>
Customer deposits at 1 January	16,772	–	3,969	13,263	1	2,541
Deposits received during the year	13,644	–	10,259	8,026	–	7,037
Deposits repaid during the year	(20,097)	–	(9,679)	(4,544)	(1)	(6,129)
Other changes	(643)	–	(55)	27	–	510
Hyperinflation effect	–	–	–	–	–	10
<b>Customer deposits at 31 December</b>	<b>9,676</b>	–	<b>4,494</b>	<b>16,772</b>	–	<b>3,969</b>
<b>Guarantees issued and undrawn loan commitments</b>	–	–	<b>12</b>	<b>1,467</b>	–	<b>18</b>

**For the year ended 31 December**

	<b>2015</b>			<b>2014</b>		
	<b>Associates</b>	<b>Jointly controlled entities</b>	<b>Key managemen t personnel</b>	<b>Associates</b>	<b>Jointly controlled entities</b>	<b>Key managemen t personnel</b>
Interest income on loans	7,836	1,058	11	4,773	624	10
Interest expense on amounts due to customers	(1,271)	–	(379)	(1,391)	-	(300)
Provision for impairment of interest-earning assets	(11,051)	(5,000)	(1)	(35,402)	(1,121)	(2)

Compensation to key management personnel comprises the following:

	<b>2015</b>	<b>2014</b>
Salaries and other short-term benefits	2,087	2,387
Mandatory contributions to the pension fund	172	168
Social security contributions	84	33
<b>Total compensation to key management personnel</b>	<b>2,343</b>	<b>2,588</b>

*Transactions with the state, state institutions and state-related entities*

Information about transactions with the Russian Government, its authorized institutions, and the Bank of Russia is provided in Note 9.

The Bank is servicing, in an agency capacity, government foreign financial assets and, until the date determined by the Russian Government, the government foreign debt of the former USSR and the Russian Federation (Note 10).

*(in millions of Russian rubles)***Translation from the Russian original****40. Related party transactions (continued)***Transactions with the state, state institutions and state-related entities (continued)*

At 31 December 2015, transactions with state-related entities include cash non-interest-bearing deposits (obligatory reserves) maintained by the Group's subsidiary banks with the Bank of Russia in the amount of RUB 3,176 million (31 December 2014: RUB 4,388 million) (Note 14).

At 31 December 2015, transactions with state-related entities include cash non-interest-bearing deposits maintained on the correspondent account with the Bank of Russia in the amount of RUB 13,131 million (Note 11).

In the normal course of business, the Bank and the Group's subsidiaries grant loans to state-related banks, as well as raise financing and issue guarantees in regard to these banks (the list of transactions with banks is not complete). These transactions are carried out primarily under market conditions. Transactions with state-related banks account for a major portion of the Group's operations on granting loans to banks, and a minor portion of financing raised from banks and guarantees issued. Balances of significant transactions with state-related banks at 31 December 2015 and 31 December 2014 are stated in the table below:

<b>Bank</b>	<b>Type of transaction</b>	<b>Amounts due from banks</b>	
		<b>31 December 2015</b>	<b>31 December 2014</b>
Bank 1	Interest-bearing loans and deposits with banks maturing within 90 days	23,533	22,378
Bank 2	Interest-bearing loans and deposits with banks maturing within 90 days	6,982	–
Bank 3	Interest-bearing loans and deposits with banks maturing within 90 days	6,793	–
Bank 4	Term interest-bearing deposits with banks	6,445	14,055
Bank 4	Interest-bearing loans and deposits with banks maturing within 90 days	–	21,500
		<b>43,753</b>	<b>57,933</b>

<b>Bank</b>	<b>Type of transaction</b>	<b>Amounts due from banks</b>	
		<b>31 December 2015</b>	<b>31 December 2014</b>
Bank 1	Loans and other placements from Russian banks	152,839	126,647
Bank 5	Loans and other placements from Russian banks	60,296	59,335
Bank 3	Loans and other placements from Russian banks	5,341	5,032
Bank 6	Loans and other placements from Russian banks	–	6,676
		<b>218,476</b>	<b>197,690</b>

At 31 December 2014, the Bank recognized guarantees totaling RUB 121,476 million issued in favor of state-related banks under an agreement to secure loans provided by the Bank of Russia. At 31 December 2015, there are no such guarantees.

*(in millions of Russian rubles)***Translation from the Russian original****40. Related party transactions (continued)***Transactions with the state, state institutions and state-related entities (continued)*

In the normal course of business, the Bank and the Group's subsidiaries grant loans to state-related customers, as well as issue guarantees to these customers, maintain their current accounts, and raise deposits from them (the list of transactions with customers is not complete). These transactions are carried out primarily under market conditions. Transactions with state-related customers account for a major portion of the Group's operations with customers. Balances of the most significant transactions with state-related institutions and entities at 31 December 2015 and at 31 December 2014 are stated in the tables below:

<b>Borrower</b>	<b>Industry</b>	<b>Loans to customers At 31 December 2015</b>	<b>Undrawn loan commitments At 31 December 2015</b>	<b>Loans to customers At 31 December 2014</b>	<b>Undrawn loan commitments At 31 December 2014</b>
Customer 1	Manufacturing, including heavy machinery and the production of military-related goods	119,997	11,578	74,218	26,675
Customer 2	Manufacturing, including heavy machinery and the production of military-related goods	86,596	23,707	59,726	25,715
Customer 3	Real estate and construction	48,800	–	51,583	–
Customer 4	Financing	40,698	–	40,641	–
Customer 5	Transport	40,401	–	32,552	–
Customer 6	Oil and gas	30,431	–	26,103	–
Customer 7	Manufacturing, including heavy machinery and the production of military-related goods	28,237	20,949	9,669	35,489
Customer 8	Electric energy	27,879	–	28,642	–
Customer 9	Manufacturing, including heavy machinery and the production of military-related goods	27,745	–	14,649	10,927
Customer 10	Manufacturing, including heavy machinery and the production of military-related goods	22,721	–	19,032	2,243
Customer 11	Transport	21,514	3,550	15,045	10,000
Customer 12	Manufacturing, including heavy machinery and the production of military-related goods	18,096	–	5,995	12,101
Customer 13	Manufacturing, including heavy machinery and the production of military-related goods	13,615	–	–	–
Customer 14	Research and education	13,200	–	13,200	–
Customer 15	Transport	9,504	–	9,641	–
Customer 16	Transport	9,386	–	–	–
Customer 17	Financing	9,067	–	7,434	2,339
Customer 18	Electric energy	8,030	–	9,187	–
Customer 19	Other	7,954	–	8,305	0
Customer 20	Manufacturing, including heavy machinery and the production of military-related goods	6,278	8,021	–	–
Customer 21	Financing	5,856	1,089	5,686	1,851
Customer 22	Telecommunications	5,500	–	5,500	0
Customer 23	Electric energy	5,241	6,821	5,239	6,821
Customer 24	Telecommunications	5,063	–	4,884	0
Customer 25	Manufacturing, including heavy machinery and the production of military-related goods	5,006	4,400	3,007	2,798
Customer 26	Manufacturing, including heavy machinery and the production of military-related goods	2,958	4,832	1,294	6,502
Customer 27	Manufacturing, including heavy machinery and the production of military-related goods	1,300	–	25,414	–
Customer 28	Electric energy	–	–	9,178	–
		<b>621,073</b>	<b>84,947</b>	<b>485,824</b>	<b>143,461</b>

*(in millions of Russian rubles)***Translation from the Russian original****40. Related party transactions (continued)***Transactions with the state, state institutions and state-related entities (continued)*

<b>Customer</b>	<b>Industry</b>	<b>Net investment in leases</b>	
		<b>31 December 2015 (Unaudited)</b>	<b>31 December 2014</b>
Customer 16	Transport	101,437	87,558
Customer 29	Transport	32,675	28,940
Customer 30	Transport	6,796	5,515
Customer 31	Transport	6,736	5,472
		<b>147,644</b>	<b>127,485</b>

<b>Customer</b>	<b>Industry</b>	<b>Amounts due to customers</b>	
		<b>31 December 2015</b>	<b>31 December 2014</b>
Customer 32	Manufacturing, including heavy machinery and the production of military-related goods	76,394	48,170
Customer 22	Telecommunications	38,720	35,911
Customer 33	Transport	9,503	–
Customer 34	Financing	7,475	–
Customer 16	Transport	7,014	–
Customer 35	Infrastructure development	5,914	3,000
Customer 36	Financing	5,501	–
Customer 37	Telecommunications	5,010	3,189
Customer 38	Oil and gas	5,002	–
Customer 39	Other	3,511	7,117
Customer 40	Electric energy	2,407	12,131
Customer 41	Financing	2,084	8,603
Customer 9	Manufacturing, including heavy machinery and the production of military-related goods	1,050	5,520
Customer 4	Financing	–	8,670
Customer 42	Infrastructure development	–	6,022
		<b>169,585</b>	<b>138,333</b>

<b>Customer</b>	<b>Industry</b>	<b>Guarantees issued</b>	
		<b>31 December 2015</b>	<b>31 December 2014</b>
Customer 32	Manufacturing, including heavy machinery and the production of military-related goods	198,595	130,248
		<b>198,595</b>	<b>130,248</b>

*(in millions of Russian rubles)***Translation from the Russian original****40. Related party transactions (continued)**

As at 31 December 2015 and 31 December 2014, the Group's investments in debt securities issued by the Russian Government comprised:

	<b>31 December 2015</b>	<b>31 December 2014</b>
Financial assets at fair value through profit or loss	1,039	435
Financial assets at fair value through profit or loss provided as collateral under repurchase agreements	3,977	–
Investment financial assets:		
- available for sale	48,668	19,126
- held to maturity	704	1,099
Investment financial assets provided as collateral under repurchase agreements		
- available for sale	5,579	10,796
- held to maturity	797	438

As at 31 December 2015 and 31 December 2014, there were no transactions involving derivative financial instruments with the Russian Government.

In the normal course of business, the Group invests in securities issued by state-related issuers and enters into derivative contracts with such counterparties. As at 31 December 2015 and 31 December 2014, the Group's investments into securities issued by state-related issuers, as well as derivative transactions with such counterparties comprised:

	<b>At 31 December 2015</b>			<b>At 31 December 2014</b>		
	<b>Equity securities</b>	<b>Debt securities</b>	<b>Derivative financial instruments</b>	<b>Equity securities</b>	<b>Debt securities</b>	<b>Derivative financial instruments</b>
Financial assets at fair value through profit or loss	19,005	306	–	9,853	2,076	3,619
Financial assets provided as collateral under repurchase agreements:						
- at fair value through profit or loss	–	408	–	–	–	–
- available for sale	1	57,733	–	255	48,077	–
- held to maturity	–	1,405	–	–	–	–
Investment financial assets						
- available for sale	153,995	49,625	–	134,682	75,462	–
- held to maturity	–	–	–	–	6,783	–
Financial liabilities at fair value through profit or loss	–	–	–	–	–	193

As at 31 December 2015, investment financial assets available for sale also include a financial asset issued by a state-related bank with a fair value of RUB 31,945 million (31 December 2014: RUB 36,174 million).



*(in millions of Russian rubles)***Translation from the Russian original****40. Related party transactions (continued)***Transactions with the state, state institutions and state-related entities (continued)*

Significant financial results related to transactions with the state are presented below:

	<b>2015</b>	<b>2014</b>
<b>Interest expense</b>		
Amounts due to the Bank of Russia	(45,842)	(26,535)
Amounts due to the Russian Government	(38,549)	(42,844)
<b>Gains less losses on the initial recognition of financial instruments, restructuring and early repayment</b>	–	80,461
<b>Government subsidies</b>	330,289	(17,690)

The table above for 2015 shows a government subsidy in respect of deposits raised from the Federal Treasury in the amount of RUB 312 291 million (Note 9).

In addition, government subsidies for 2015 include gain on government subsidy in the amount of RUB 13 146 million in connection with changes in contractual provisions in respect of a deposit from the Federal Treasury (Note 9).

Also, government subsidies for 2015 include gain on initial recognition of loans in the amount of RUB 4,852 million (Note 16).

*(in millions of Russian rubles)***Translation from the Russian original****41. Capital adequacy**

The capital adequacy ratio is one of the most important indicators characterizing the level of risks accepted by the Bank and, therefore, determining its financial stability. To comply with the minimum level of 10% set out in the Memorandum on Financial Policies and to maintain a high credit rating, the Bank monitors its capital adequacy ratio on an ongoing basis.

Methods of calculation of the capital adequacy ratio are elaborated on the basis of regulations issued by the Bank of Russia and with regard for generally accepted international practices of computing capital adequacy ratios, and approved by the Supervisory Board of the Bank.

In 2015 and 2014, the Bank complied with capital adequacy ratio requirements.

At 31 December, the Bank's capital adequacy ratio calculated in accordance with the above methods was as follows:

	<b>2015</b>	<b>2014</b>
Core capital	598,532	705,385
Additional capital	434,835	335,655
Less deductions from capital	(573,288)	(534,012)
<b>Total capital</b>	<b>460,079</b>	<b>507,028</b>
<b>Risk-weighted assets</b>	<b>3,925,430</b>	<b>3,545,689</b>
Capital adequacy ratio	11.7%	14.3%

In order to maintain or adjust the capital structure and in accordance with Federal Law No. 82-FZ, the authorized capital of the Bank may be increased pursuant to a resolution of the Russian Government on the account of additional asset contribution of the Russian Federation or retained earnings of Vnesheconombank. Proposals regarding income distribution are drafted by the Management Board of the Bank and further approved by the Supervisory Board.

(in millions of Russian rubles)

## Translation from the Russian original

### 42. Subsequent events

In January 2016, the Bank acquired 45,800,000,000 additional shares issued by JSC Russian Export Center in the total amount of RUB 45,800 million. The Bank's interest in the share capital of Russian Export Center remained unchanged at 100%.

In February 2016, Sergei N. Gorkov was appointed as the Chairman of Vnesheconombank pursuant to Decree No. 85 by the President of the Russian Federation dated 26 February 2016.

In February 2016, Vnesheconombank made an additional contribution of RUB 7,979 million to the share capital of Resort Zolotoe Koltso LLC. The Bank's interest in the share capital of the company remained unchanged at 100%.

In February 2016, Vnesheconombank made an additional contribution of RUB 7,043 million to the share capital of Resad LLC. The Bank's interest in the share capital of the company comprised 99.99997%. In March 2016, Resad LLC was renamed as LLC Infrastructure Molzhaninovo.

In February 2016, the Bank repaid Series 4 Eurobonds with a total nominal value of CHF 500 million (equivalent to RUB 38,632 million at the repayment date) in accordance with the terms of the issue.

In February 2016, Vnesheconombank made an additional contribution of RUB 40,400 million to the share capital of LLC VEB Capital. The Bank's interest in the share capital of the company remained unchanged at 100%.

In February 2016, the Bank placed exchange-trade Series PBO-001P-01 bonds with a nominal value of RUB 19,575 million maturing in February 2025. No offer is provided for this issue of bonds. These bonds were fully repurchased by the Group's participant.

In February 2016, a change was registered in the share capital of LLC VEB Capital associated with share capital increase by RUB 1,898 million. The Bank's interest in the share capital of the company remained unchanged at 100%.

In February 2016, the Bank transferred funds of USD 486 million (RUB 37,157 million at the transfer date) and Euro 226 million (RUB 19,018 million at the transfer date) as payment for 1,999,984,200 shares additionally issued by PSC Prominvestbank. The report on the results of PSC Prominvestbank's placement of additionally issued shares was not registered at the date of authorization of these financial statements.

In February 2016, Vnesheconombank made an asset contribution of RUB 1,706 million to the share capital of LLC VEB Capital. The Bank's interest in the share capital of the company remained unchanged at 100%.

In February and March 2016, in accordance with Resolution of the Russian Government No. 1495 of 30 December 2015 "On Rules of Placement of Federal Budget Funds in Deposits with the State Corporation "Bank for Development and Foreign Economic Affairs (Vnesheconombank)", federal budget funds of RUB 45,000 million and RUB 55,000 million, respectively, were placed for the term of 270 days at the key rate of the Bank of Russia to maintain liquidity.

In February, a leasing company of the Group fulfilled its obligations to repurchase own Series BO-04 and BO-05 bonds in the total amount of RUB 8,597 million within the framework of the provided offer. Series BO-04 bonds with a nominal value of RUB 623 million were placed for the second time.

In March 2016, a subsidiary bank fulfilled its obligations to repurchase own exchange-traded Series BO-03 bonds with a nominal value of RUB 4,110 million and Series BO-04 bonds with a nominal value of RUB 5,000 million within the framework of the provided offers. Series BO-03 bonds with a nominal value of RUB 398 million were placed for the second time.

(in millions of Russian rubles)

### Translation from the Russian original

In March 2016, the Bank fulfilled its obligations to repurchase own Series 9 bonds totaling RUB 3,016 million within the framework of the provided offer. All repurchased bonds of the above series maturing in March 2021 were placed by the Bank for the second time. This issue of bonds provides for an 18-month offer.

In March and April 2016, the Bank for the second time placed its earlier repurchased exchange-traded Series BO-02 bonds with a nominal value of RUB 1,826 million maturing in November 2017.

In March 2016, Vnesheconombank received a subsidy of RUB 73,793 million from the federal budget in the form of an asset contribution of the Russian Federation as compensation for part of the costs to incur in 2016 in relation to external borrowing obligations in capital markets. Total expected subsidies for these purposes amount to RUB 150,000 million.

In March 2016, a subsidiary made a contribution of RUB 4,002 million in jointly-controlled entity engaged in development of Russia's logistics infrastructure. This contribution will be recognized in the financial statements of the Group as financial assets designated as at fair value through profit or loss.

In April 2016, a leasing company of the Group fulfilled its obligation to repurchase own Series 03, 04, 05 bonds in the total amount of RUB 8,433 million within the framework of the provided offer.

S.N. Gorkov

Chairman of the Bank

V.D. Sharpinsky

Chief Accountant

19 April 2016