

INVESTOR PRESENTATION

December 2017



**BANK
FOR DEVELOPMENT**

DISCLAIMER

- / NO REPRESENTATION, WARRANTY OR UNDERTAKING, EXPRESS OR IMPLIED, IS MADE AS TO, AND NO RELIANCE SHOULD BE PLACED ON, THE FAIRNESS, ACCURACY, COMPLETENESS OR CORRECTNESS OF THE INFORMATION OR THE OPINIONS CONTAINED HEREIN. THIS PRESENTATION IS NOT TO BE RELIED UPON IN ANY MANNER AS LEGAL, TAX OR ANY OTHER ADVICE AND SHALL NOT BE USED IN SUBSTITUTION FOR THE EXERCISE OF INDEPENDENT JUDGMENT AND EACH PERSON MADE AWARE OF THE INFORMATION SET-FORTH HEREOF SHALL BE RESPONSIBLE FOR CONDUCTING ITS OWN INVESTIGATION AND ANALYSIS OF THE INFORMATION CONTAINED HEREIN. EXCEPT WHERE OTHERWISE INDICATED, THE INFORMATION PROVIDED IN THIS PRESENTATION IS BASED ON MATTERS AS THEY EXIST AS OF THE DATE STATED OR, IF NO DATE IS STATED, AS OF THE DATE OF PREPARATION AND NOT AS OF ANY FUTURE DATE, AND THE INFORMATION AND OPINIONS CONTAINED HEREIN ARE SUBJECT TO CHANGE WITHOUT NOTICE. NONE OF THE STATE CORPORATION BANK FOR DEVELOPMENT AND FOREIGN ECONOMIC AFFAIRS (VNESHECONOMBANK) (“VEB”) NOR ANY OF ITS SUBSIDIARIES ACCEPTS ANY OBLIGATION TO UPDATE OR OTHERWISE REVISE ANY SUCH INFORMATION TO REFLECT INFORMATION THAT SUBSEQUENTLY BECOMES AVAILABLE OR CIRCUMSTANCES EXISTING OR CHANGES OCCURRING AFTER THE DATE HEREOF. NONE OF VEB OR ANY OF ITS SUBSIDIARIES OR ANY OF THEIR RESPECTIVE DIRECTORS, OFFICERS, EMPLOYEES OR AGENTS SHALL HAVE ANY LIABILITY WHATSOEVER (IN NEGLIGENCE OR OTHERWISE) FOR ANY LOSS HOWSOEVER ARISING FROM ANY USE OF THIS PRESENTATION OR ITS CONTENTS OR OTHERWISE ARISING IN CONNECTION WITH THE PRESENTATION AND ANY AND ALL SUCH LIABILITY IS EXPRESSLY DISCLAIMED. THE INFORMATION CONTAINED HEREIN MUST BE KEPT STRICTLY CONFIDENTIAL AND MAY NOT BE REPRODUCED OR REDISTRIBUTED IN ANY FORMAT WITHOUT THE EXPRESS WRITTEN APPROVAL OF VEB.
- / We have prepared this document solely for informational purposes. You should not definitively rely upon it or use it to form the definitive basis for any decision, contract, commitment or action whatsoever, with respect to any proposed transaction or otherwise. You and your directors, officers, employees, agents and affiliates must hold this document and any oral information provided in connection with this document in strict confidence and may not communicate, reproduce, distribute or disclose it to any other person, or refer to it publicly, in whole or in part at any time except with our prior written consent. If you are not the intended recipient of this document, please delete and destroy all copies immediately.

VEB at a Glance

US\$ **60.4** bn
total assets

US\$ **50.7** bn
total liabilities

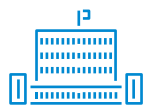
US\$ **44.7** bn
loan portfolio



Strategic role for the Russian economy



100% state-owned entity with a unique legal status under ad hoc federal law not subordinated to the Bank of Russia



Supervisory Board represented by top government officials and chaired by Prime Minister



VEB is exempt from profit tax



Direct equity contributions from the Federal Budget – proven track record of Government Support



Total Assets of the Group represent more than 4.2%¹ of Russia's GDP



International credit ratings on par with the Russian sovereign



(1) The percentage is calculated on an annual basis in current prices

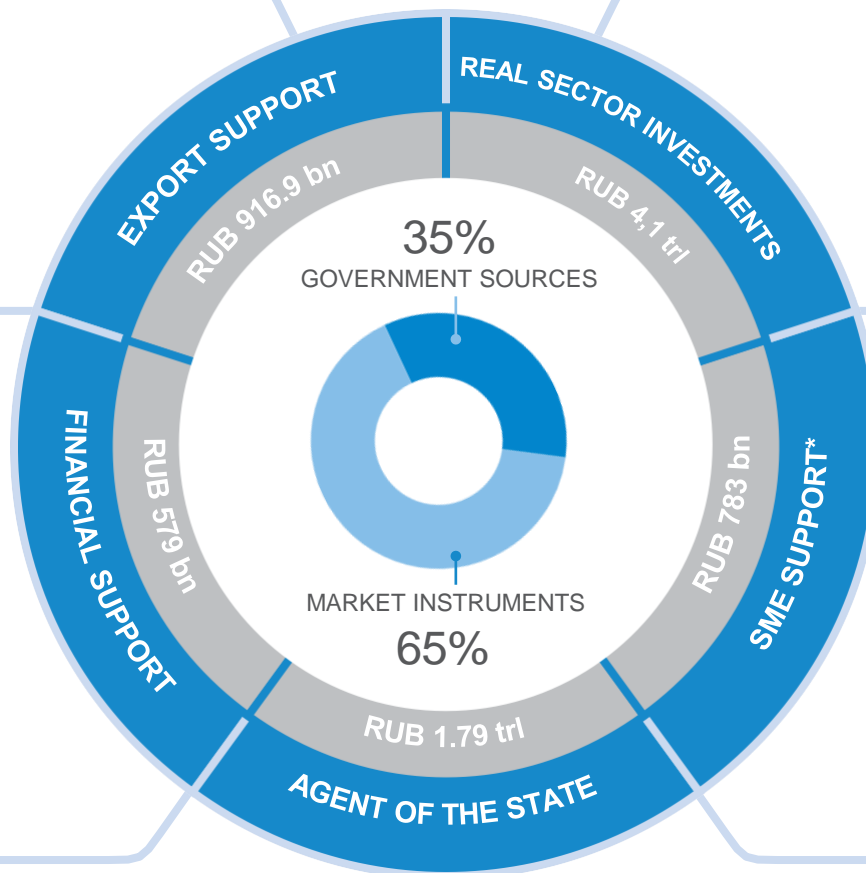
VEB's Crucial Role in Implementing Strategic Initiatives of the Government Thanks to

As at October 1, 2017 within the framework of guarantee support of Russian exporters VEB issued about **RUB 916.9 bn** worth of guarantees in favor of foreign consumers of Russian products

As at October 1, 2017 VEB financed **188 investment projects** in total amount of **RUB 4.1 trl** with VEB share of **RUB 2.2 trl**

During 2008-09, VEB was chosen by the Russian Government to support the Russian economy and financial system. That support amounted to **RUB 579 bn**

As at October 1, 2017* within the SME Financial Support Program VEB Group supported over **61 thousand SMEs** in total amount of **RUB 783 bn**



Government Debt and Financial Assets Management, Pension Fund Management and Mortgage Lending Market support. As at September 30, 2017 assets under management by the VEB state management company amounted to **RUB 1.79 trl** (appr. 40% of all pension funds in Russia).

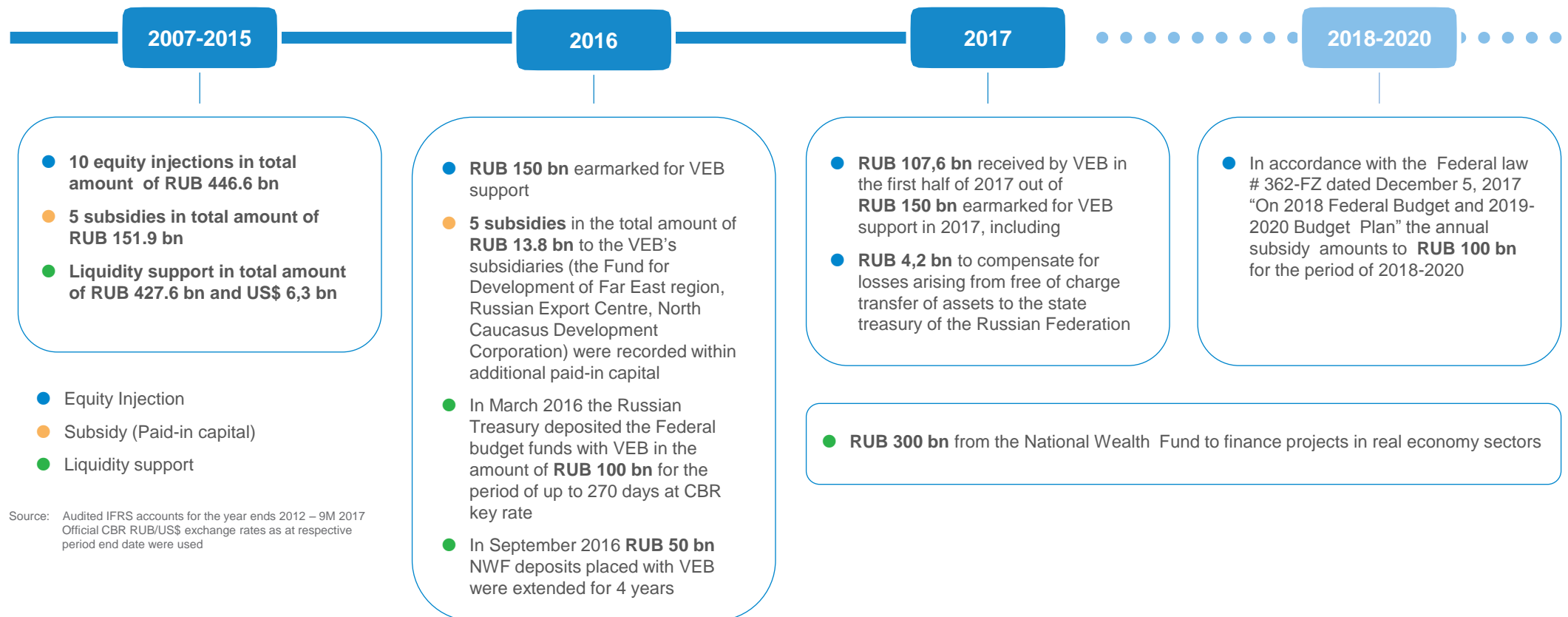
* In April 2016 Vnesheconombank paid for an additional issue of shares of JSC "Federal Corporation for Development of Small and Medium Enterprises" with the 100% shares of JSC "SME Bank". The Bank's interest in the share capital of JSC SME Corporation is 37.5%.

Consistent State Support

VEB receives target contributions (in the form of loans and deposits) to be used for VEB's various target development programs from:



Since VEB's establishment in 2007 till 2017 there were 23 capital contributions.



Source: Audited IFRS accounts for the year ends 2012 – 9M 2017
Official CBR RUB/US\$ exchange rates as at respective period end date were used

Peer Analysis¹

	 Vnesheconombank	 国家开发银行 CHINA DEVELOPMENT BANK China Development Bank	 BNDES	 Development Bank of Japan	 Korea Development Bank
Country	 Russia	 China	 Brazil	 Japan	 Korea
Total Assets (US\$ bn)	58,9	2 063,4	269,2	135,9	226,9
Ratings³	Ba1/BB+/BBB-	A1/A+/A+	Ba2/BB/BB	A1/A	Aa2/AA/AA-
Ownership	100% State Owned	100% State Owned	100% Federal Republic	100% Government Owned	100% Government Owned
State support	Implicit Support	Implicit Support	Implicit Support	Guarantee Some Obligations ²	Guarantee Some Obligations ²
Supervision	Government	State Council	Ministry of Economic Development	Ministry of Finance	Financial Services Commission
Funding Sources⁴	Market Instruments (65%)	Market Instruments (97%)	Government Funding (87%)	Market Instruments (49%)	Market Instruments (89%)

(1) Source: Bloomberg, Audited IFRS accounts for the year 2016

(2) In addition to implicit State support some bonds are issued with explicit Government guarantee

(3) Credit ratings according to Moody's/Standard&Poor's/Fitch credit rating agencies as of December 2017

(4) Include only interest-bearing liabilities

Investment Priorities/Areas




Innovation and National Technology Initiative projects

Launching and scaling innovative enterprises and services



Export

Unique large-scale non-resource export projects



High value added manufacturing

- › Target niches
- › Government technology priorities



Infrastructure

- › Transport
- › Power generation



Sustainable Development/ Energy Efficiency

Project Financing “Factory”

A centre for sectoral and technological expertise with a task of:

- › Comprehensive expert evaluation of business models;
- › Transaction structuring (including syndications, co-financing and equity investments);
- › Project support during its entire life cycle.



The model envisages a syndication/co-financing of 80/20, where:

- › 20% is equity capital
- › 80% borrowed funds, syndicated through tranches to reduce the risks for the project participants

Investment Criteria

- › Volume: from RUB 500 mn (depending on sector)
- › Tenor: 5-10 years



1

Year 2016

Crisis Management

- › Withdrawal from non-core assets
- › Portfolio restructuring
- › Cost optimization

2

Years 2017-18

Transformation

- › Withdrawal from non-core assets
- › New investment process and structure
- › Launch of financing of the target industries
- › New projects management

3

Years 2019-21


Roll-out

- › Building up portfolio in the target industries
- › Raising market funding (co-investment, syndicated project financing)

Key indicators, RUB bn

	2017	2018	2019	2020	2021
New Investment	110	120	160	180	200
Co-investment potential	7	42	96	168	225

Maintenance in the Group and Use of Synergies



RUSSIAN EXPORT CENTER

- › Centre of non-resource based export support



Innovation

- › Centre for innovative development support, including NTI projects



Federal Center For Project Finance

- › Centre for support of infrastructural and industrial projects at early stages



Engineering

- › Centre for digital technology in engineering and project management support



Capital

- › Centre of excellence on restructuring and operational transformation of troubled assets



Фонд развития моногородов

- › Centre for infrastructural promotion and monocities diversification

Gradual Disposal



Role Fine-Tuning Within the Group



Transformation



VEB 2.0 Model: Risk Management, Processes, Technologies and Organization Enhancement



New Investment process

- Proactive search inline with state priorities
- Sectoral business-solutions
- State support aggregation
- Co-financing (syndications and equity investments)
- Participation of VEB managers in project management



New risk management approach

- Unified risk management
- Integrated lending process and analysis standards
- Integrated system of limits across all instruments
- Designated separate units for risk management and recovery management



New processes and technologies

- New processes based on design thinking, Agile and Lean
- Investment support IT system (including CRM)
- On-line platform for clients
- Cloud-based solutions
- Blockchain
- Paperless processing, electronic archives, data storages



Personnel motivation, organization

- Talent management
- Staff optimization and reduction of number of management tiers
- Competitive remuneration and incentives for overachievement
- Values and competency based framework

Lending Activity

- › Vnesheconombank granted RUB 107.9 bn of new loans.
- › As at September 30, 2017 total loans to customers (after allowance for impairment) amounted to RUB 1 767.4 bn.

Funding and Fulfilling Obligations

- › In February and November 2017, Vnesheconombank repaid 2 issues of its Eurobonds with a total nominal value of USD 1 350 mn in accordance with the terms of the issue.
- › VEB placed 5 issues of domestic bonds with a total nominal value of RUB 80 bn and USD 550 mn with settlement in Russian rubles.

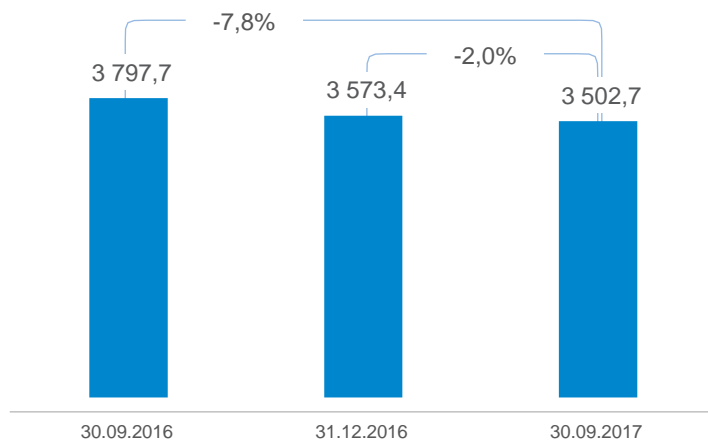
Sound and Consistent Government Support

- › Vnesheconombank received subsidies in the total amount of RUB 107.6 bn.
- › CAR is maintained at above 15%.

Assets and Liabilities Dynamics

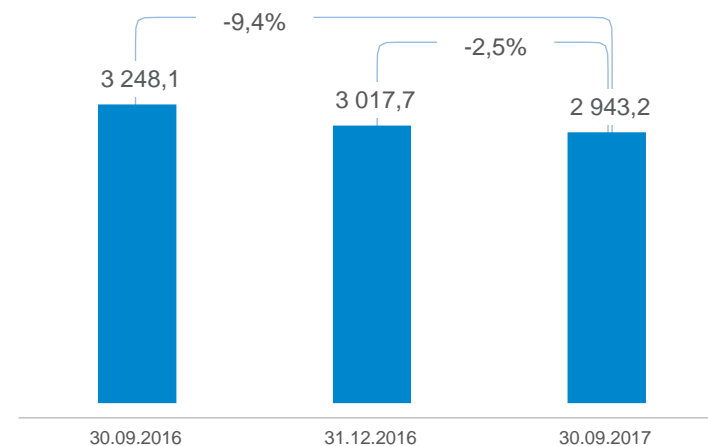
Total Assets

RUB bn



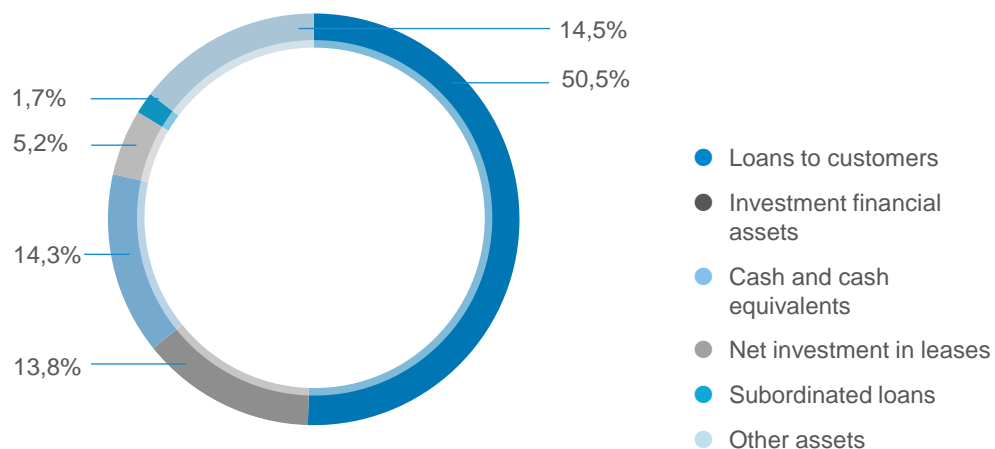
Total Liabilities

RUB bn



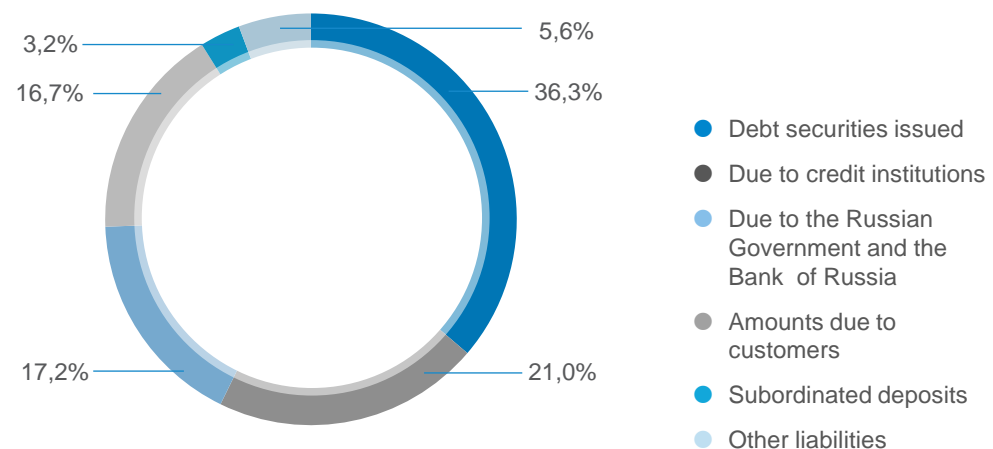
Total Assets Structure

% of Total Assets



Total Liabilities Structure

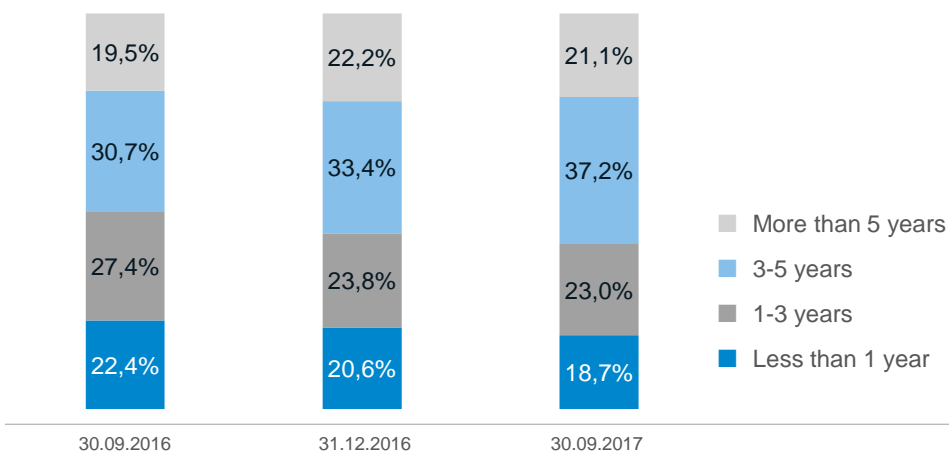
% of Total Liabilities



- › For the nine-month period of 2017 the share of USD-denominated loans remained unchanged with a simultaneous increase in the share of RUB-denominated loans from 62.2% to 63.4%. This was primarily brought about by the repayment of foreign currency loans.
- › Major part of the loan portfolio is project financing.
- › Long term loans (more than 3 years) amount to more than 50% of the loan portfolio.

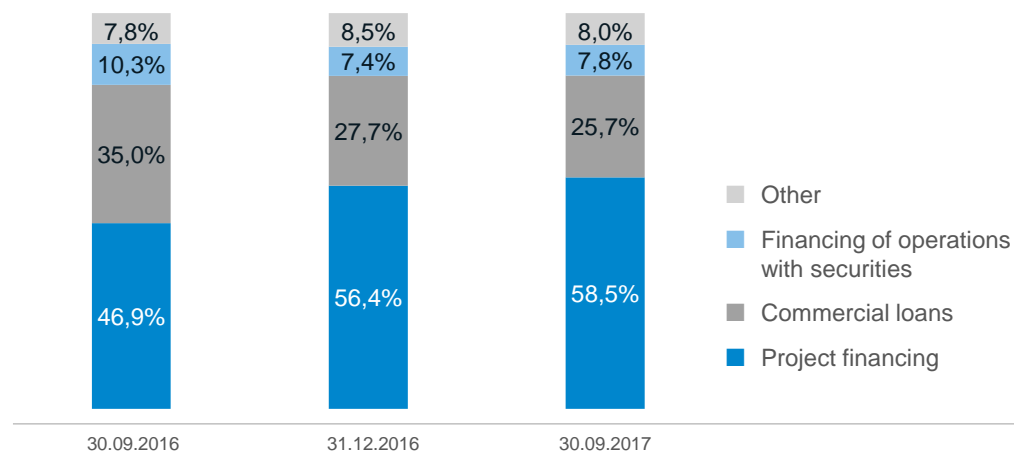
Loan Portfolio Maturity Breakdown

% of Total Loans



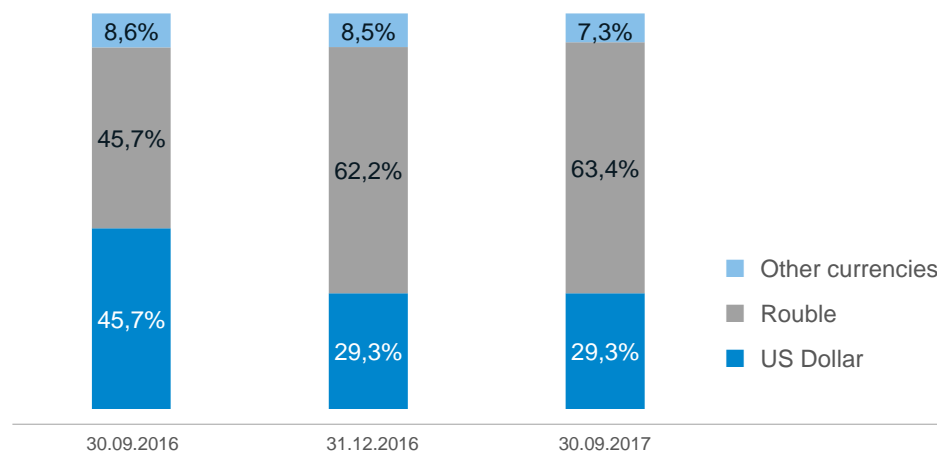
Loan Portfolio Structure

% of Total Loans



Loan Portfolio Currency Breakdown

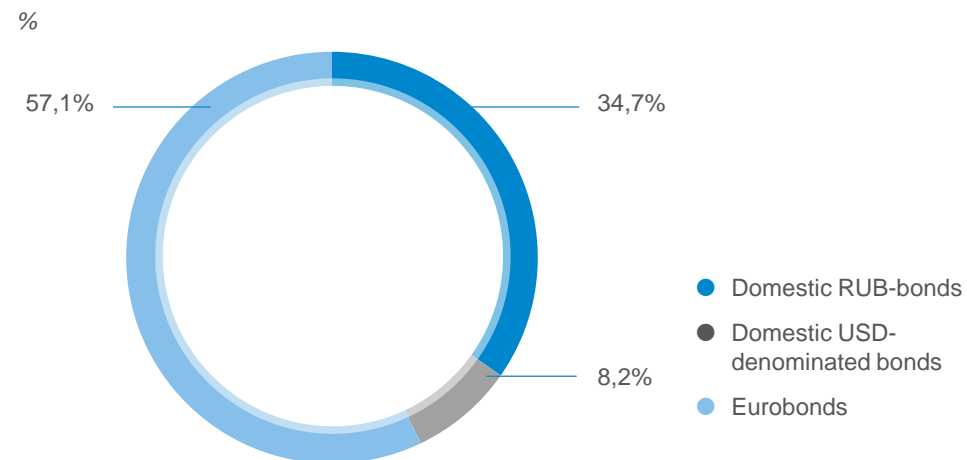
% of Total Loans



VEB Standalone Repayment Schedule

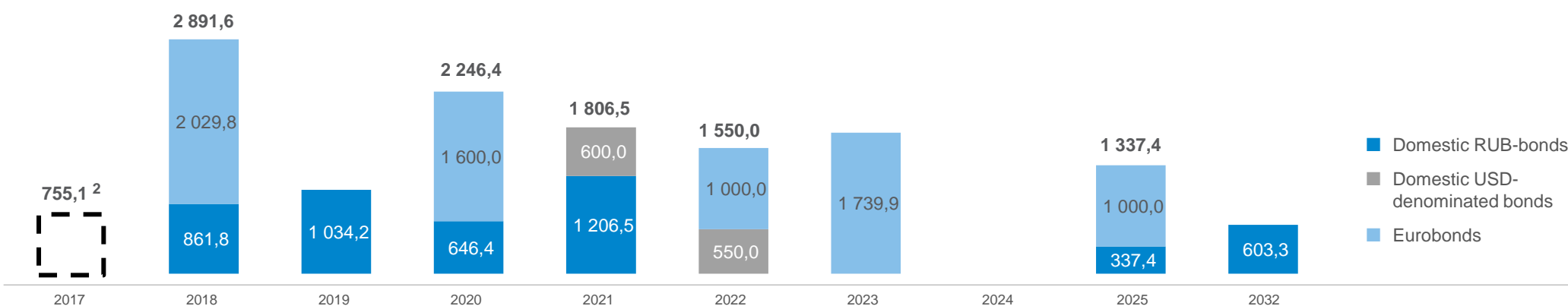
- › In February 2017, Vnesheconombank repaid its Eurobonds with a total nominal value of USD 750 mn in accordance with the terms of the issue.
- › For the nine-month period of 2017 VEB placed 5 issues of domestic bonds with a total nominal value of RUB 80 bn and USD 550 mn with settlement in Russian rubles.
- › In November 2017 after the reporting date Vnesheconombank repaid:
 - a series 2 Eurobonds with a total nominal value of USD 600 mn in accordance with the terms of the issue;
 - a series of exchange-traded bonds with a total nominal value of RUB 9 bn.

Public debt diversification by source



Public Debt Maturity Profile as at 30.09.2017^(1,2)

USD mn

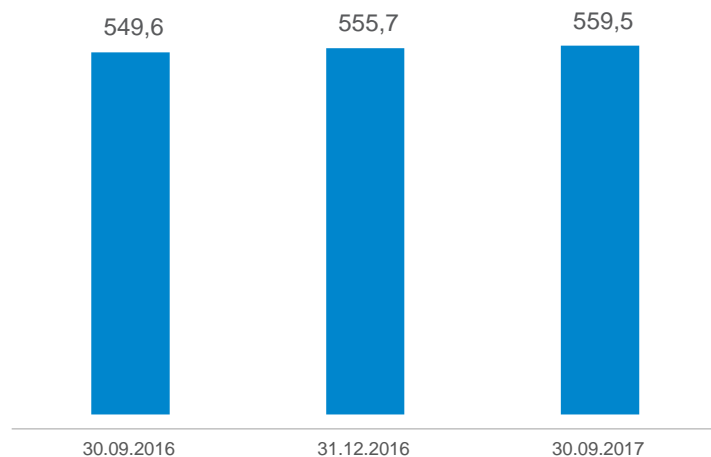


(1) RUB and EUR amounts converted into US\$ at official CBR exchange rates as at 30.09.2017

(2) Issues maturing in 2017 were repaid in November 2017 after the reporting date.

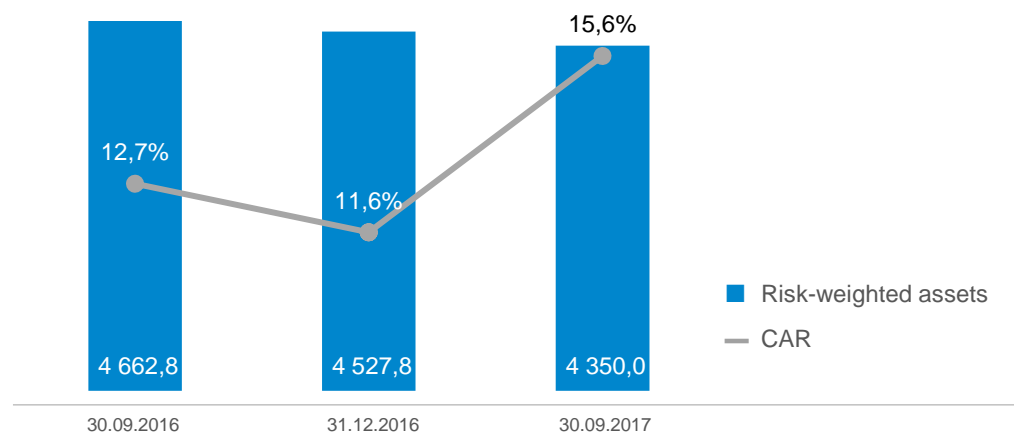
VEB Group's Equity

RUB bn



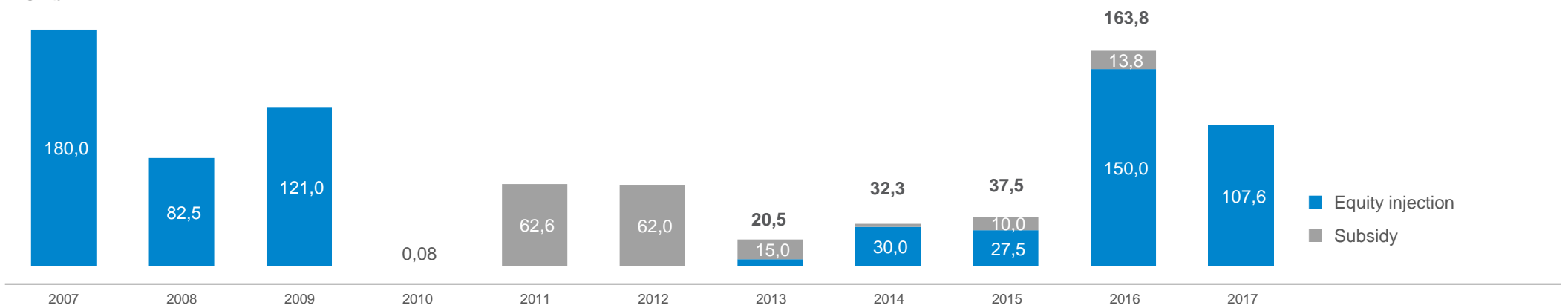
Risk-Weighted Assets and CAR (1)

RUB bn, %



VEB Equity Injection History

RUB bn



(1) Calculated on a standalone basis in accordance with methodology based on CBR requirement

Thank you!

Ksenia Nefedova
Senior Managing Director,
Head of Capital Markets and Investor
Relations Department

 9, Akademik Sakharov ave., Moscow, Russia

 tel.: +7 (495) 721 18 63

 fax: +7 (499) 975 21 43

 e-mail: ir@veb.ru

 www.veb.ru